

**Comparative analysis of secondary metabolite biosynthetic
gene clusters and associated P450s in the genera
Streptomyces and *Mycobacterium***

by

Martin Tjatji

Thesis submitted in fulfilment of the requirements of the degree

Doctor of Health Sciences in Biomedical Technology

Department of Health Sciences

Central University of Technology, Free State

06 August 2019

Supervisor: Prof Khajamohiddin Syed

Co-supervisor: Prof Samson Sitheni Mashele

DECLARATION

I, **MARTIN TJATJI** (SOUTH AFRICAN ID NUMBER: _____), hereby certify that the thesis submitted by me for the degree DOCTOR OF HEALTH SCIENCES IN BIOMEDICAL TECHNOLOGY is my own independent work; and complies with the Code of Academic Integrity, as well as other relevant policies, procedures, rules and regulations of the Central University of Technology (Free State). I hereby declare that this research project has not previously been submitted to any university or faculty for the attainment of any qualification. I further waive copyright of the dissertation in favour of the Central University of Technology (Free State). I also state that this work is carried out in collaboration with my colleague, Mrs Senate Moshoeshoe.



Martin Tjatji

18 July 2019

Date

ABSTRACT

Species belonging to the genera *Streptomyces* and *Mycobacterium* are well known for their contrasting lifestyle and impact on humans. *Streptomyces* species produce two-thirds of antibiotics, secondary metabolites, used in the world, whereas mycobacterial species are well known to be the deadliest human pathogens, although a few are environmentally useful. Mycobacterial species also produce secondary metabolites that play a role in pathogenesis. It is a well known fact that genes involved in the synthesis of secondary metabolites form clusters known as biosynthetic gene clusters (BGCs). To date, comparative analysis of secondary metabolite BGCs in species belonging to these two genera has not been reported. Among the genes involved in synthesis of secondary metabolites, cytochrome P450 monooxygenases (CYPs/P450s) play a key role, as these enzymes contribute to the diversity of secondary metabolites owing to their chemo-, stereo- and regio-specific oxidation of substrates. Despite this importance of P450s in the synthesis of secondary metabolites, to date, identification of P450s involved in the synthesis of secondary metabolites in species belonging to these two genera has not been reported. Thus, this study is aimed at addressing these two research gaps by conducting comprehensive comparative analysis of secondary metabolite BGCs and associated P450s in the species belonging to the genera *Streptomyces* (48 species) and *Mycobacterium* (60 species).

Genome-wide analysis revealed the presence of a large and diverse number of secondary metabolite BGCs in *Streptomyces* species compared to mycobacteria species. In total 1 461 secondary metabolite BGCs belonging to 159 types were found in 48 *Streptomyces* species compared to 898 secondary metabolite BGCs belonging to only 18 types found in 60 mycobacterial species. Among *Streptomyces* species, *S. griseochromogenes* has the highest number of secondary metabolite BGCs (49) and *Streptomyces* sp. 4F has the lowest number of

secondary metabolite BGCs (19) in their genomes. *Mycobacterium marinum* has the highest number of secondary metabolite BGCs (29) and two strains of *M. leprae* have the lowest number of secondary metabolite BGCs (five each) in their genomes. Quite a big difference was observed with respect to the types of secondary metabolite BGCs between *Streptomyces* and mycobacterial species. Among 159 types of secondary metabolite BGCs found in *Streptomyces* species, only 13 types of BGCs contributed 80% to the total percentage of BGCs, suggesting that the secondary metabolites produced by these BGCs were highly important in *Streptomyces* species' physiology. The secondary metabolite BGC, terpene, was dominant, followed by siderophores, nonribosomal peptides (Nrps) and Type 1 polyketides (T1pks) in *Streptomyces* species. Among 18 types of secondary metabolite BGCs identified in mycobacterial species, Nrps was the dominant secondary metabolite BGC, followed by 'other', T1pks and T1pks-Nrps. Despite the presence of 15 common types of secondary metabolite BGCs between the genera *Streptomyces* and *Mycobacterium*, large differences were observed in terms of the number of BGCs, indicating that the selective enrichment of particular secondary metabolite BGCs in both genera is possibly due to the different lifestyle, as discussed in the subsequent section.

Comparative analysis of P450s that are part of secondary metabolite BGCs revealed the presence of a large number of diverse P450s as part of these secondary metabolite BGCs in *Streptomyces*, compared to *Mycobacterium*. Not all secondary metabolite BGCs found in *Streptomyces* and *Mycobacterium* have P450s. Among 1 461 *Streptomyces* species, only 554 secondary metabolite BGCs were found to have P450s, whereas in mycobacterial species, among 898 only 204 secondary metabolite BGCs have P450s. Overall, 554 and 204 P450s were found to be part of secondary metabolite BGCs in respectively *Streptomyces* and mycobacterial species. Among 88 P450 families that are part of different secondary metabolite BGCs, some P450 families

are highly dominant in *Streptomyces* species, indicating their key role in the synthesis of different secondary metabolites. These P450 families were found to be the same that are highly populated in *Streptomyces* species, with some exceptions. This strongly indicates that these P450 families provide an advantage to *Streptomyces* species by generating diverse secondary metabolites, thus letting these species thrive in nature. Mycobacterial species' secondary metabolite BGC P450 profiles are contrasted with *Streptomyces* species, where the dominant P450 families are not necessarily dominant as part of secondary metabolite BGCs. Ten P450 families, namely CYP51, CYP123, CYP125, CYP130, CYP135, CYP136, CYP138, CYP140, CYP144 and CYP1128, are conserved and highly populated across 60 mycobacterial species. However, none of these P450 families is dominant as part of different secondary metabolite BGCs. The CYP139 P450 family was found to be the dominant family as part of secondary metabolite BGCs. Although eight P450 families, namely CYP124, CYP121, CYP105, CYP125, CYP102, CYP147, CYP136 and CYP161, which are part of secondary metabolite BGCs, were commonly found between the genera *Streptomyces* and *Mycobacterium*, the number of P450s in these families was found to be different.

Based on the above data, it is clear that different lifestyles influenced the gene content in *Streptomyces* and *Mycobacterium*, hence differences in the number and type of secondary metabolite BGCs and P450s that are associated with secondary metabolite BGCs were observed. The saprophytic and symbiotic lifestyle of *Streptomyces* resulted in the highest diversity of secondary metabolite BGCs and P450s, thus helping these organisms to generate chemically diverse secondary metabolites to adapt to different ecological niches. For this reason, *Streptomyces* species have been found to have large and diverse secondary metabolite BGCs and P450s compared to mycobacterial species. Based on the evidence presented in this study, the researcher hereby proposes that lifestyle or ecological niches play a key role in the evolution of secondary

metabolite BGCs and associated P450s in species belonging to the genera *Streptomyces* and *Mycobacterium*.

DEDICATION

This work is dedicated to my family: my wife, Maria, and my children, Lebogang and Gausitwe. I would also like to extend the dedication to my parents, Rebecca and Samuel Tjatji, and my sisters, Emily and Damaris.

ACKNOWLEDGEMENT

I would first like to acknowledge the presence of God, for the life and light that were provided to me throughout my life. His protection and guidance is significant and I have grown from strength to strength in my life. I would like to acknowledge that God's timing is the best.

Secondly, I would like to express my sincere and deepest gratitude to the following people:

1. Prof Khajamohiddin Syed, for his supervision, tolerance and guiding me throughout my study. Thank you so much for your patience and understanding. May God bless you abundantly throughout your great career.
2. Prof Samson Sitheni Mashele, for your co-supervision of my study. Your co-operation and understanding in this regard are gratefully acknowledged.
3. Dr Patrick Govender, for mentoring me. It was through your advice that I was encouraged to continue with my studies. Thank you so much for the encouragement.
4. The National Research Foundation, my employer, for allowing me time and the relevant resources to pursue my study.
5. My departmental colleagues, the P450 group, for your continued support during my studies.

RESEARCH OUTPUTS

Title: Similarities, variations, and evolution of cytochrome P450s in *Streptomyces* versus *Mycobacterium*

Authorship: Equal first authorship

Journal: Scientific Reports

Article number: 9:3962

Year: 2019

DOI: 10.1038/s41598-019-40646-y

Journal ISSN number: 2045-2322

TABLE OF CONTENTS

DECLARATION	ii
ABSTRACT.....	iii
DEDICATION	vii
ACKNOWLEDGEMENT	viii
RESEARCH OUTPUTS	ix
TABLE OF CONTENTS.....	x
LIST OF TABLES.....	xii
LIST OF FIGURES.....	xiii
ABBREVIATIONS	xiv
CHAPTER 1: INTRODUCTION	15
1.1. Introduction	15
1.2. Problem statement and rationale of the study	16
1.3. Aims and objectives of the study	17
1.3.1. Aim of the study.....	17
1.3.2. Objectives of the study	17
References	18
CHAPTER 2: LITERATURE REVIEW	21
2.1. Secondary metabolites	21
2.2. Classification of secondary metabolites	22
2.3. Functions of secondary metabolites.....	25
2.4. Applications of secondary metabolites.....	25
2.5. Applications of microbial secondary metabolites.....	26
2.6 Secondary metabolite biosynthetic gene clusters.....	47
2.7. Cytochrome P450 monooxygenases.....	50
2.7.1. Introduction	50
2.7.2. Nomenclature	50
2.7.3. Catalytic diversity.....	51
2.7.4. Role of P450s in secondary metabolite synthesis.....	53

References	59
CHAPTER 3: METHODOLOGY	81
3.1. Species and database	81
3.2. Secondary metabolite biosynthetic gene clusters analysis	87
3.3. Identification of P450s in biosynthetic gene clusters	87
References	89
CHAPTER 4: RESULTS AND DISCUSSION.....	90
4.1. <i>Streptomyces</i> species have a large and diverse number of secondary metabolite biosynthetic gene clusters	90
4.2. <i>Streptomyces</i> species have a large and diverse number of P450s in secondary metabolite BGCs.....	179
4.3. Functional relevance of secondary metabolite biosynthetic gene clusters and associated P450s in <i>Streptomyces</i> and <i>Mycobacterium</i>	201
References	203
CHAPTER 5: CONCLUSION AND FUTURE PERSPECTIVES.....	205

LIST OF TABLES

Table 2. 1 Classification of secondary metabolites.	24
Table 2. 2 Applications of secondary metabolites.	26
Table 2. 3 General information on applications of <i>Streptomyces</i> species..	27
Table 2. 4 General information on mycobacterial species.....	37
Table 2. 5 Software programs available for predicting different secondary metabolite biosynthetic gene clusters.	48
Table 2. 6 Role of P450s in synthesis of different secondary metabolites.	53
Table 3. 1 Information on mycobacterial species and <i>Streptomyces</i> species used in the study. ..	81
Table 4. 1 Secondary metabolite biosynthetic gene clusters and P450 analysis in 48 <i>Streptomyces</i> species and 60 mycobacterial species.....	93
Table 4. 2 Comparative analysis of secondary metabolite biosynthetic gene clusters between the genera <i>Streptomyces</i> and <i>Mycobacterium</i>	173
Table 4. 3 Comparative analysis of secondary metabolite biosynthetic gene clusters and P450s that are part of these clusters in <i>Streptomyces</i> species.....	181
Table 4. 4 Comparative analysis of secondary metabolite biosynthetic gene clusters and P450s that are part of these clusters in mycobacterial species.	193
Table 4. 5 Comparative analysis of P450s that are part of secondary metabolite biosynthetic gene clusters between the genera <i>Streptomyces</i> and <i>Mycobacterium</i>	199

LIST OF FIGURES

Figure 2. 1 Diagram showing connection between production of secondary metabolites and primary metabolism.	22
Figure 2. 2 Classification of natural products.	23
Figure 2. 3 Typical cytochrome P450 monooxygenase ferrous-CO versus ferrous-difference spectrum.	51
Figure 2. 4 Scheme of P450 nomenclature.	51
Figure 2. 5 Reactions catalysed by P450s.	52
Figure 4. 1 Comparative analysis of key features of P450s between the genera <i>Streptomyces</i> and <i>Mycobacterium</i>	911
Figure 4. 2 Comparative analysis of secondary metabolite BGCs and P450s associated with secondary metabolite BGCs in <i>Streptomyces</i> species (A) and mycobacterial species (B).....	932
Figure 4. 3 Comparative analysis of types of BGCs between <i>Streptomyces</i> species (A) and mycobacterial species (B)..	1711
Figure 4. 4 Comparative analysis of secondary metabolite BGCs commonly found in both <i>Streptomyces</i> and mycobacterial species..	1788
Figure 4. 5 Comparative analysis of P450s associated with secondary metabolism..	1810

ABBREVIATIONS

BCG	Bacillus Calmette-Guerin
BGC	Biosynthetic gene cluster
BLAST	Basic Local Alignment Search Tool
CYPs/P450s	Cytochrome P450 monooxygenases
DNA	Deoxyribonucleic acid
KEGG	Kyoto Encyclopedia of Genes and Genomes
MAC	<i>Mycobacterium avium</i> complex
MCAC	<i>Mycobacterium chelonae-abscessus</i> complex
MCL	Mycobacteria causing leprosy
MTBC	<i>Mycobacterium tuberculosis</i> complex
NAD	Nicotinamide adenine dinucleotide
Nrps	Nonribosomal peptides
NTM	Nontuberculous mycobacteria
Pks	Polyketides
RH	Organic substrate with P450 as the catalyst
ROH	Hydroxylated organic product.

CHAPTER 1: INTRODUCTION

1.1. Introduction

Cytochrome P450 monooxygenases (CYPs/P450s) are heme thiolate enzymes that are ubiquitously present in species belonging to all biological kingdoms (Nelson, 2018) and even in non-living entities such as viruses (Lamb *et al.*, 2009). P450s are well-known for their chemo-, regio- and stereo-specific oxidation of substrates with immense catalytic diversity (Sono *et al.*, 1996, Bernhardt, 2006). P450s have been found to be involved in the synthesis of secondary metabolites (Podust and Sherman, 2012, Greule *et al.*, 2018). Secondary metabolites are natural products that are widely used in human and veterinary medicine, agriculture and manufacturing, and are known to mediate a variety of microbe-host and microbe-microbe interactions (Cimermancic *et al.*, 2014, Mthethwa *et al.*, 2018). The genes that produce these metabolites have been found to present as a clusters known as secondary metabolite biosynthesis gene clusters (BGCs) (Medema *et al.*, 2015). According to Medema *et al.* (Medema *et al.*, 2015), a BGC can be defined as a physically clustered group of two or more genes in a particular genome that together encode a biosynthetic pathway for the production of a specialised metabolite (including its chemical variants). Bacteria, fungi and plants are known to possess different types of BGCs producing a variety of secondary metabolites that are beneficial to humans. Among the genes that are part of a BGC, P450s play a key role in contributing to the diversity of secondary metabolites owing to their regio- and stereo-specific oxidation (Greule *et al.*, 2018).

The bacterial phylum *Actinobacteria* encompasses organisms that are adapted to different lifestyles; these may be pathogens (e.g. *Corynebacterium*, *Mycobacterium*, *Nocardia*,

Tropheryma, and *Propionibacterium*), soil inhabitants (*Streptomyces*), plant commensals (*Leifsonia*), or gastrointestinal commensals (*Bifidobacterium*) (Ventura *et al.*, 2007). Organisms belonging to the genera *Mycobacterium* and *Streptomyces* are of particular interest, as the former are well known human pathogens (do Nascimento *et al.*, 2016) and the latter are well known for producing most of the antibiotics used in the world (de Lima Procópio *et al.*, 2012, Hasani *et al.*, 2014).

1.2. Problem statement and rationale of the study

It is well established that the lifestyle of organisms influences their gene content. The genera *Mycobacterium* and *Streptomyces* both belong to the phylum *Actinobacteria*, yet species in these genera are well known for their contrasting lifestyles, despite some similarities (Scherr and Nguyen, 2009). *Mycobacterium tuberculosis* H37Rv, the causative agent of tuberculosis (TB), has been found to produce different secondary metabolites that play a key role in pathogenesis (Quadri, 2014). The secondary metabolites produced by *Streptomyces* are currently used for treating human diseases (de Lima Procópio *et al.*, 2012). However, to date, comprehensive comparative analysis of different secondary metabolites' BGCs in both genera, *Mycobacterium* and *Streptomyces*, has not been reported. Furthermore, despite knowing that P450s play a key role in synthesis and attributing the diversity to secondary metabolites (Greule *et al.*, 2018), to date, P450s involved in the synthesis of different secondary metabolites in both genera, *Mycobacterium* and *Streptomyces*, are not known. Thus, this study is aimed at addressing both research gaps.

1.3. Aims and objectives of the study

1.3.1. Aim of the study

To perform comparative analysis of secondary metabolite biosynthetic gene clusters and associated P450s in the genera *Mycobacterium* and *Streptomyces*.

1.3.2. Objectives of the study

(i) Genome data-mining and identification of secondary metabolite biosynthetic gene clusters in *Mycobacterium* species.

(ii) Genome data-mining and identification of secondary metabolite biosynthetic gene clusters in *Streptomyces* species.

(iii) Annotation and comparative analysis of secondary metabolite biosynthetic gene clusters in species belonging to the genera *Mycobacterium* and *Streptomyces*.

(iv) Identification and annotation of P450s involved in the synthesis of secondary metabolites in species belonging to the genera *Mycobacterium* and *Streptomyces*.

(v) Comparative analysis of P450s involved in synthesis of secondary metabolites in species belonging to the genera *Mycobacterium* and *Streptomyces*.

References

- BERNHARDT, R. 2006. Cytochromes P450 as versatile biocatalysts. *J Biotechnol*, 124, 128-45.
- CIMERMANCIC, P., MEDEMA, M. H., CLAESEN, J., KURITA, K., WIELAND BROWN, L. C., MAVROMMATIS, K., PATI, A., GODFREY, P. A., KOEHRSEN, M., CLARDY, J., BIRREN, B. W., TAKANO, E., SALI, A., LININGTON, R. G. & FISCHBACH, M. A. 2014. Insights into secondary metabolism from a global analysis of prokaryotic biosynthetic gene clusters. *Cell*, 158, 412-421.
- DE LIMA PROCÓPIO, R. E., DA SILVA, I. R., MARTINS, M. K., DE AZEVEDO, J. L. & DE ARAÚJO, J. M. 2012. Antibiotics produced by *Streptomyces*. *The Brazilian Journal of Infectious Diseases*, 16, 466-471.
- DO NASCIMENTO, L. V., SAAD, C. F. A., BURDICK, A. E., CAMACHO, I. D., SCOLLARD, D. M., MOTTA, R. N., DA SILVA, G. A. R. & COSENZA, P. P. 2016. *Mycobacteria. Tropical Dermatology: Second Edition*. Elsevier Inc.
- GREULE, A., STOK, J. E., DE VOSS, J. J. & CRYLE, M. J. 2018. Unrivalled diversity: the many roles and reactions of bacterial cytochromes P450 in secondary metabolism. *Nat Prod Rep*, 35, 757-791.
- HASANI, A., KARIMINIK, A. & ISSAZADEH, K. 2014. *Streptomyces*: characteristics and their antimicrobial activities. *Int J Adv Biol Biom Res*, 2, 63-75.
- LAMB, D. C., LEI, L., WARRILOW, A. G., LEPESHEVA, G. I., MULLINS, J. G., WATERMAN, M. R. & KELLY, S. L. 2009. The first virally encoded cytochrome p450. *J Virol*, 83, 8266-9.
- MEDEMA, M. H., KOTTMANN, R., YILMAZ, P., CUMMINGS, M., BIGGINS, J. B., BLIN, K., DE BRUIJN, I., CHOOI, Y. H., CLAESEN, J., COATES, R. C., CRUZ-MORALES,

P., DUDELA, S., DUSTERHUS, S., EDWARDS, D. J., FEWER, D. P., GARG, N., GEIGER, C., GOMEZ-ESCRIBANO, J. P., GREULE, A., HADJITHOMAS, M., HAINES, A. S., HELFRICH, E. J., HILLWIG, M. L., ISHIDA, K., JONES, A. C., JONES, C. S., JUNGSMANN, K., KEGLER, C., KIM, H. U., KOTTER, P., KRUG, D., MASSCHELEIN, J., MELNIK, A. V., MANTOVANI, S. M., MONROE, E. A., MOORE, M., MOSS, N., NUTZMANN, H. W., PAN, G., PATI, A., PETRAS, D., REEN, F. J., ROSCONI, F., RUI, Z., TIAN, Z., TOBIAS, N. J., TSUNEMATSU, Y., WIEMANN, P., WYCKOFF, E., YAN, X., YIM, G., YU, F., XIE, Y., AIGLE, B., APEL, A. K., BALIBAR, C. J., BALSUS, E. P., BARONA-GOMEZ, F., BECHTHOLD, A., BODE, H. B., BORRIS, R., BRADY, S. F., BRAKHAGE, A. A., CAFFREY, P., CHENG, Y. Q., CLARDY, J., COX, R. J., DE MOT, R., DONADIO, S., DONIA, M. S., VAN DER DONK, W. A., DORRESTEIN, P. C., DOYLE, S., DRIESSEN, A. J., EHLING-SCHULZ, M., ENTIAN, K. D., FISCHBACH, M. A., GERWICK, L., GERWICK, W. H., GROSS, H., GUST, B., HERTWECK, C., HOFTE, M., JENSEN, S. E., JU, J., KATZ, L., KAYSSER, L., KLASSEN, J. L., KELLER, N. P., KORMANEC, J., KUIPERS, O. P., KUZUYAMA, T., KYRPIDES, N. C., KWON, H. J., LAUTRU, S., LAVIGNE, R., LEE, C. Y., LINQUAN, B., LIU, X., LIU, W., et al. 2015. Minimum information about a biosynthetic gene cluster. *Nat Chem Biol*, 11, 625-31.

MTHETHWA, B. C., CHEN, W., NGWENYA, M. L., KAPPO, A. P., SYED, P. R., KARPOORMATH, R., YU, J. H., NELSON, D. R. & SYED, K. 2018. Comparative analyses of cytochrome P450s and those associated with secondary metabolism in *Bacillus* species. *Int J Mol Sci*, 19.

- NELSON, D. R. 2018. Cytochrome P450 diversity in the tree of life. *Biochim Biophys Acta Proteins Proteom*, 1866, 141-154.
- PODUST, L. M. & SHERMAN, D. H. 2012. Diversity of P450 enzymes in the biosynthesis of natural products. *Nat Prod Rep*, 29, 1251-66.
- QUADRI, L. E. 2014. Biosynthesis of mycobacterial lipids by polyketide synthases and beyond. *Crit Rev Biochem Mol Biol*, 49, 179-211.
- SCHERR, N. & NGUYEN, L. 2009. *Mycobacterium* versus *Streptomyces* - we are different, we are the same. *Curr Opin Microbiol*, 12, 699-707.
- SONO, M., ROACH, M. P., COULTER, E. D. & DAWSON, J. H. 1996. Heme-containing oxygenases. *Chemical Reviews*, 96, 2841-2888.
- VENTURA, M., CANCHAYA, C., TAUCH, A., CHANDRA, G., FITZGERALD, G. F., CHATER, K. F. & VAN SINDEREN, D. 2007. Genomics of *Actinobacteria*: tracing the evolutionary history of an ancient phylum. *Microbiol Mol Biol Rev*, 71, 495-548.

CHAPTER 2: LITERATURE REVIEW

2.1. Secondary metabolites

All living organisms perform biochemical reactions in order to sustain their lives. The sum of all the biochemical reactions carried out by an organism is known as metabolism. The molecules involved in these reactions are known as metabolites. Metabolites are of two types: primary and secondary metabolites. The metabolites that are required for the growth and maintenance of cellular function are called primary metabolites, while metabolites that are not required for the growth and maintenance of the cellular functions and are the end products of primary metabolism are called secondary metabolites. Secondary metabolism produces secondary metabolites and is connected to primary metabolism by using building blocks and biosynthetic enzymes derived from primary metabolism (Figure 2.1).

The term secondary metabolism, first used by plant physiologists more than three decades ago (Campbell, 1985), comprises all parts of metabolism specific to certain organisms. In the ideal case, secondary metabolites correspond to the following criteria:

- (i) They appear only in a small, systematically defined, group of organisms (family, genus, species).
- (ii) In all chemical groups, one finds large variability. This variability can appear in the same or in different organisms.
- (iii) No effect of secondary metabolites on the producing organism is recognisable.

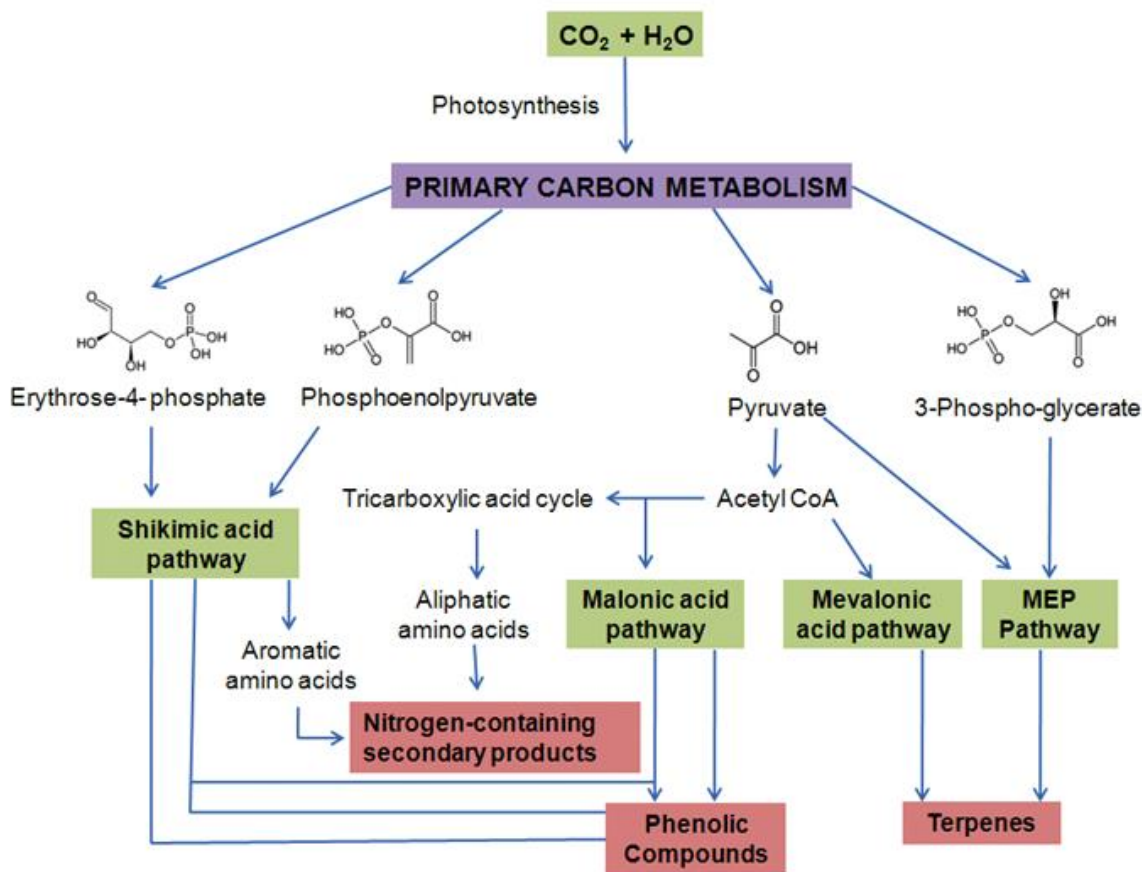


Figure 2. 1 Diagram showing connection between production of secondary metabolites and primary metabolism (taken from <https://nptel.ac.in/courses/102103016/module4/lec31/2.html>).

2.2. Classification of secondary metabolites

No standard classification is available for secondary metabolites because of their immense diversity in structure, function and biosynthesis (McMurry, 2014). Secondary metabolites can be classified on the basis of chemical structure (for example, having rings, containing a sugar), composition (containing nitrogen or not), their solubility in various solvents, or the pathway by which they are synthesised (e.g., phenylpropanoid, which produces tannins). McMurry (2014) classified secondary metabolites into five main classes: terpenoids and steroids, fatty acid-derived

substances and polyketides, alkaloids, non-ribosomal polypeptides, and enzyme cofactors (Figure 2.2).

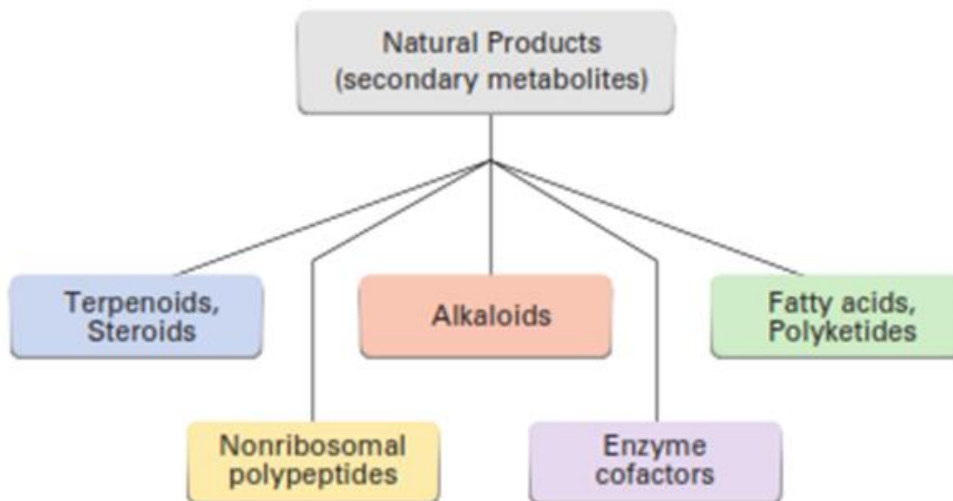


Figure 2. 2 Classification of natural products (McMurry, 2014).

Characteristics of different groups of secondary metabolites (McMurry, 2014):

- Alkaloids – contain a basic amine group in their structure and are derived biosynthetically from amino acids.
- Fatty acid-derived substances and polyketides – biosynthesised from simple acyl precursors such as acetyl CoA, propionyl CoA, and methylmalonyl CoA. Natural compounds derived from fatty acids generally have most of the oxygen atoms removed but polyketides often have many oxygen substituents remaining.
- Nonribosomal polypeptides - peptidelike compounds that are biosynthesised from amino acids by a multifunctional enzyme complex without direct RNA transcription.
- Enzyme cofactors – do not fit one of the other general categories of natural products and are usually classed separately. One example is pyridoxal phosphate.

Hernández-Alvarado *et al.*, (2018) classified secondary metabolites into four main groups: terpenes, phenolic compounds, glycosides and alkaloids (Table 2.1) (Hernández-Alvarado *et al.*, 2018). The main function of different groups of secondary metabolites, examples of metabolites, are listed in Table 2.1.

Table 2. 1 Classification of secondary metabolites (Hernández-Alvarado *et al.*, 2018).

Group	Compounds present	Main features
Alkaloids	Hormones, carotenoid pigments, sterols, latex and essential oils.	Group of major importance with more than 40 000 molecules, which are considered of importance for the survival of plants. They are insoluble in water and are derived from the union of isoprene units.
Phenolic compounds	Coumarins, flavonoids, lignin and tannins.	They are derived from a phenol group.
Glycosides	Saponins, cardiac glycosides, cyanogenic glycosides and glucosinolates.	They arise from the condensation of a sugar molecule with another containing a hydroxyl group, thus forming a glycosidic bond. Group with about 15 000 secondary metabolites.
Terpenes	Quinoline, isoquinoline, indole, tropane, quinolizidine, piperidine,	They are soluble in water, contain at least one nitrogen atom and exhibit biological activity. Most are

	purine, pyrrolizidene.	heterocyclic and some are aliphatic compounds.
--	------------------------	--

2.3. Functions of secondary metabolites

Secondary metabolites play a key role in organisms that produce them. Extensive literature is available detailing the functions of secondary metabolites. Demain and Fang (2000) summarised secondary metabolites' functions into five main categories: (i) as competitive weapons used against other bacteria, fungi, amoebae, plants, insects, and large animals; (ii) as metal-transporting agents; (iii) as agents of symbiosis between microbes and plants, nematodes, insects, and higher animals; (iv) as sexual hormones; and (v) as differentiation effectors. In the case of plants, some secondary metabolites (including antibiotics) stimulate spore formation and inhibit or stimulate germination (Demain and Fang, 2000).

2.4. Applications of secondary metabolites

Living organisms produce a range of secondary metabolites with exotic chemical structures and diverse metabolic origins. Many of these secondary metabolites find use as natural products in medicine, agriculture and manufacturing (Medema *et al.*, 2015). Secondary metabolites have broad applications; they serve especially as fighting tools against human pathogens and human disease. A summary of applications of different groups of secondary metabolites is listed in Table 2.2.

Table 2. 2 Applications of secondary metabolites (Hernández-Alvarado *et al.*, 2018).

Group	Pharmaceutical properties
Alkaloids	Anticarcinogenic, antiulcerous, antimalarial, antimicrobial, etc.
Phenolic compounds	Antidiarrhoeals, antitumourals, antibacterials, antivirals and enzyme inhibitors.
Glycosides	Antimicrobials, fungicides, insecticides, anticancer, anti-inflammatory and allelopathic.
Terpenes	At high doses, most are very toxic; however, at low doses they work as muscle relaxants, tranquillizers, antitussives or analgesics.

2.5. Applications of microbial secondary metabolites

Microbes, especially species belonging to the phylum *Actinobacteria*, are well-known producers of different secondary metabolites with properties valuable to humans (Ventura *et al.*, 2007). Among the genera in *Actinobacteria*, genus *Streptomyces* species are well known to produce a large number of secondary metabolites applied in most of the antibiotics used today (Table 2.3) (de Lima Procópio *et al.*, 2012). The microbial secondary metabolites have a large number of applications in humans to fight human pathogens and human diseases. Thirumurugan and co-workers (Thirumurugan *et al.*, 2018) provided extensive information on the application of microbial secondary metabolites. Thus, in brief, microbial secondary metabolites serve as antibiotics, antitumour agents, pharmacological and nutraceutical agents, enzymes and enzyme inhibitors and agricultural and animal health products (Thirumurugan *et al.*, 2018).

Table 2. 3 General information on applications of *Streptomyces* species. If information is available, secondary metabolites and their applications are also presented in the table.

Species name	Specie characteristic or well-known for	Reference(s)
<i>Streptomyces coelicolor</i>	It is involved in breaking down organic material in the soil and responsible for producing most of the antibiotics in use today, as well as some immunosuppressant and anti-tumour agents. It has also been used in genetic engineering studies.	(Bilyk <i>et al.</i> , 2013)
<i>Streptomyces avermitilis</i>	It produces certain secondary metabolites, namely avermectin, which is a potent agent against a wide array of nematodes and arthropod parasites.	(Witt and Stackebrandt, 1990, Bentley <i>et al.</i> , 2002)
<i>Streptomyces griseus</i>	It produces streptomycin, a broad-spectrum antibiotic, which has been used for the treatment of various diseases, such as TB and the plague caused by <i>Yersinia pestis</i> . The organism has also been reported to contain a gene cluster that includes fredericamycin, an anticancer drug.	(Distler <i>et al.</i> , 1992, Ohnishi <i>et al.</i> , 2008, Wendt-

		Pienkowski <i>et al.</i> , 2005)
<i>Streptomyces globisporus</i>	It produces the antitumour angucyclines landomycin A and landomycin E and enediyne antitumour antibiotic C-1027.	(Rebets <i>et al.</i> , 2003)
<i>Streptomyces scabiei</i>	It is a plant pathogen causing corky lesions to form on tuber and root crops, as well as decreasing the growth of seedlings. Along with other closely related species it causes potato diseases. It can produce several related toxins, which are mainly responsible for its pathogenicity and moreover, <i>S. scabiei</i> produces toxins called thaxtomins, which cause hypertrophy and cell death in host plant tissues and are essential for pathogenicity.	(Beattie, 2007)
<i>Streptomyces</i> sp. <i>Sirex</i> AA-E	It is an aerobic microbe that is a prominent member of a bacterial/fungal symbiotic community associated with the invasive pinewood-boring wasp <i>Sirex noctilio</i> . <i>Streptomyces</i> sp. <i>Sirex</i> AA-E has shown that it secretes a full suite of endo- and exo-cellulases, hemicellulases, pectinases and polysaccharide monooxygenases when grown on biomass.	(Takasuka <i>et al.</i> , 2013)

<i>Streptomyces violaceusniger</i>	It produces antibiotics that inhibit the growth of other bacteria.	(Gunnelius <i>et al.</i> , 2014)
<i>Streptomyces cattleya</i> NRRL 8057 = DSM 46488	It produces the antibiotics thienamycin and cephamycin C and is one of the rare bacteria known to synthesise fluorinated metabolites.	(Núñez <i>et al.</i> , 2003)
<i>Streptomyces pratensis</i>	It shows chemotaxonomic characteristics and also produces antibacterial compounds.	(Rong <i>et al.</i> , 2013)
<i>Streptomyces bingchengensis</i>	It is a soil bacterium that produces milbemycins, a family of macrolide antibiotics that is commercially important in crop protection and veterinary medicine. This species has a huge number of protein-coding genes and a huge number of transport proteins, which form systems that are important for metabolism and also enable their adaptation to complex environments.	(Zhou <i>et al.</i> , 2016)
<i>Streptomyces hygroscopicus</i> subsp. <i>jinggangensis</i> 5008	It produces jingangmycin, an aminocyclitol antibiotic, which has been proven to be identical to validamycin. Jingangmycin has been widely used as a prime control reagent against sheath blight disease of rice plants and damping-off of cucumber seedlings in China and many other Eastern Asian countries. Meanwhile, its	(Matsumoto <i>et al.</i> , 1998)

	transformed product, valienamine, is a pharmaceutically important precursor for the synthesis of voglibose, a highly effective drug for insulin-independent diabetes.	
<i>Streptomyces hygroscopicus</i> subsp. <i>jinggangensis</i> TL01	It produces antimycin A, which is widely used as a pesticide in the catfish farming industry and also has potent killing activity against insects, nematodes and fungi.	(Baskaran <i>et al.</i> , 2014)
<i>Streptomyces venezuelae</i>	It produces chloromyetin and jadomycin.	(Pullan <i>et al.</i> , 2011)
<i>Streptomyces davawensis</i>	It produces the riboflavin analogs roseoflavin and 8-demethyl-8-amino-riboflavin. Both compounds show antimicrobial activity against Gram-positive bacteria such as <i>Bacillus subtilis</i> , but also against Gram-negative bacteria if uptake systems for flavins/flavin analogs are present.	(Jankowitsch <i>et al.</i> , 2012)
<i>Streptomyces albus</i> J1074	It is a widely used host for heterogenous expression of bioactive natural products.	(Zaburannyi <i>et al.</i> , 2014)
<i>Streptomyces albus</i> DSM 41398	It produces salinomycin. Salinomycin has selective activity against cancer. However, it has been widely used as veterinary medicine in animal husbandry as food additive and growth promoter for years.	(Yurkovich <i>et al.</i> , 2012)

<i>Streptomyces</i> sp. PAMC 26508	This is an endosymbiotic bacterium isolated from the Antarctic lichen <i>Cladonia borealis</i> .	(Kim <i>et al.</i> , 2014)
<i>Streptomyces fulvissimus</i>	It produces the ionophore antibiotic valinomycin. Secretes an antibacterial protein inhibitory to <i>Micrococcus luteus</i> , <i>Bacillus subtilis</i> , <i>Bacillus cereus</i> , and methicillin-resistant <i>Staphylococcus aureus</i> strains.	(Myronovskiy <i>et al.</i> , 2013)
<i>Streptomyces collinus</i>	It produces ansatrienin A2, ansatrienin A3, ansatrienin B, naphthomycin A, collinomycine, toromycin, streptocollin, kirromycin (elfamycin-family) and rubromycine. Causes common scab of potato.	(Rückert <i>et al.</i> , 2013)
<i>Streptomyces rapamycinicus</i>	It produces produce rapamycin (also known as sirolimus) and azalomucin C, a macrodiolide antibiotic used as anthelmintic in animal fodder. Used as an immunosuppressant in renal transplant and for the prevention of restenosis after stent insertion for the treatment of coronary heart disease.	(Baranasic <i>et al.</i> , 2013)
<i>Streptomyces albulus</i> NK660	It produces ϵ -Poly-L-lysine (ϵ -PL). ϵ -PL exhibits antimicrobial activity against a wide spectrum of microorganisms. Exhibits antiphage activity, and ϵ -PL has been used as a food preservative.	(Gu <i>et al.</i> , 2014)

<i>Streptomyces albulus</i> ZPM	This species produces the homopolymer antibiotic, e-poly-lysine (e-PL).	(Wang <i>et al.</i> , 2015b)
<i>Streptomyces lividans</i>	Used as a host for the synthesis and secretion of homologous and heterologous proteins of industrial interest.	(Rückert <i>et al.</i> , 2015)
<i>Streptomyces glaucescens</i>	It produces tetracenomycin C, tetracenomycin D and tetracenomycin E. Functions to steer the chemical outcome of cyclization.	(Van Broekhoven <i>et al.</i> , 2001, Thompson <i>et al.</i> , 2004)
<i>Streptomyces vietnamensis</i>	It forms a white aerial mycelium and a reddish brown substrate mycelium. It shows antibacterial activity against other bacterial species such as <i>Escherichia coli</i> , <i>Pseudomonas aeruginosa</i> , <i>Candida albicans</i> , <i>Penicillium citrinum</i> and <i>B. subtilis</i> .	(Zhu <i>et al.</i> , 2007)
<i>Streptomyces</i> sp. 769	It produces cytotoxic and antibacterial secondary metabolites.	(Song <i>et al.</i> , 2015)
<i>Streptomyces cyaneogriseus</i>	It is a thermotolerant <i>Streptomyces</i> that produces nemadectin, which is a commercially important antibiotic. This is a macrolide antibiotic widely used as a	(Wang <i>et al.</i> , 2015a)

	biopesticide. It also produces chitosanase enzyme, which allows it to break down chitosan as a sole carbon source.	
<i>Streptomyces</i> sp. A02	This species produces antifungal metabolites. It is a producer of commercially important polyene macrocyclic antibiotic natamycin and potential biocontrol agent to several plant fungal diseases.	(Wu <i>et al.</i> , 2015)
<i>Streptomyces xiamenensis</i>	It produces an anti-fibrotic benzopyran called xiamenmycin, a compound used for treating fibrotic diseases such as idiopathic pulmonary fibrosis, liver cirrhosis, progressive kidney disease, systemic sclerosis and cardiovascular fibrosis.	(Xu <i>et al.</i> , 2009)
<i>Streptomyces</i> sp. Mg1	A <i>Streptomyces</i> producing a macrolide antibiotic called chalcomycin A, which takes part in inhibition of <i>B. subtilis</i> cell growth in combination by lysis and degradation of <i>B. subtilis</i> colonies.	(Barger <i>et al.</i> , 2012, Hoefler <i>et al.</i> , 2013)
<i>Streptomyces</i> sp. CNQ-509	It contains 29 putative gene clusters used for biosynthesis of secondary metabolites, which are involved in the formation of meroterpenoid molecules. It produces a variety of terpenoid compounds.	(Leipoldt <i>et al.</i> , 2015)
<i>Streptomyces ambofaciens</i>	It produces two antibiotics, namely spiramycin, which is a polyketide derivative, and congocidin (netropsin). Reports have indicated that it comprises 23 gene clusters,	(Thibessard <i>et al.</i> , 2015)

	which produce other secondary compounds such as kinamycins, antimycins and stambomycins.	
<i>Streptomyces pristinaespiralis</i>	This <i>Streptomyces</i> produces two antibiotics, namely cyclohexadepsiptide pristinamycin (PI) and polyunsaturated macrolactone pristinamycin II (PII) co-produced at a ratio of 30:70. The PI plays a vital role in synergistic antibacterial activity of a wide range of gram-positive bacteria such as methicillin-resistant <i>Staphylococci</i> , drug-resistant <i>Streptococcus pneumonia</i> and vancomycin-resistant <i>Enterococcus faecium</i> and Gram negative bacteria such as <i>Haemophilus</i> sp.	(Tian <i>et al.</i> , 2015)
<i>Streptomyces</i> sp. CFMR 7	This species was discovered in rubber plantations in Penang Malaysia. It is has been found to degrade rubber.	(Nanthini <i>et al.</i> , 2015)
<i>Streptomyces</i> sp. CdTB01	It was isolated from soil contaminated with heavy metals. It can tolerate high concentrations of heavy metals such as cadmium.	(Zhou <i>et al.</i> , 2016)
<i>Streptomyces reticuli</i>	It produces mycelia-associated cellulose, which can degrade crystalline cellulose to cellobiose.	(Wibberg <i>et al.</i> , 2016)

<i>Streptomyces</i> sp. 4F	Found in the soil in China, it is a fast grower and moderately thermophilic, i.e it grows at temperatures between 30°C and 50°C. It is therefore used for antibiotic expression and DNA assembly.	(Chen and Qin, 2011)
<i>Streptomyces leeuwenhoekii</i>	It was isolated from the hyper-arid high-altitude Atacama Desert in Chile. It produces novel polyketide antibiotics such as the chaxamycins and chaxalactins. Chaxamycins A-D are ansamycin-type polyketides with potential antibacterial activity against MRSA. It is involved in anti-proliferative activity, which results from the inhibition of the ATPase activity of the human Hsp90 protein.	(Gomez-Escribano <i>et al.</i> , 2015)
<i>Streptomyces rubrolavendulae</i>	It has the potential to produce an anti-methicillin resistant <i>Staphylococcus aureus</i> compound.	(Kannan <i>et al.</i> , 2014)
<i>Streptomyces parvulus</i>	This streptomyces produces a polypeptide antibiotic called Actinomycin D, which is a potential anti-microbial agent against streptomycin-resistant pathogenic bacteria.	(Shetty <i>et al.</i> , 2014)
<i>Streptomyces lydicus</i>	It produces actithiazic acid, streptolydigin, lydimycin, natamycin and 1-deoxygalactonojirimycin. It has the ability to be used as an agent against fungal plant pathogens. It has also been reported that the species <i>S. lydicus</i> WYEC108 is a strong	(Yuan and Crawford, 1995)

	antagonist against various fungal plant root-rot and white-rot pathogens and a number of wood decay fungi.	
<i>Streptomyces clavuligerus</i>	It produces more than 20 secondary metabolites, which include clavulanic acid that is a beta-lactam antibiotic. Clavulanic acid is a common antibiotic used in combination with β -lactam antibiotics (for example, Augmentin) to treat infections caused by β -lactamase-producing pathogens. It also synthesises the β -lactam antibiotic cephamycin C and numerous antifungal compounds with a clavam structure.	(De la Fuente <i>et al.</i> , 2002, Paradkar, 2013, Cao <i>et al.</i> , 2016)
<i>Streptomyces griseochromogenes</i>	It produces blasticidin A, B, C, S. Blasticidin S is a potent antifungal and cytotoxic peptidyl nucleoside antibiotic. It also produces pentalenene and cytomycin.	(Wu <i>et al.</i> , 2017)
<i>Streptomyces lincolnensis</i>	It produces lincomycin, which is an anti-bacterial antibiotic. It also produces valienol, a C-7 cyclitol similar in structure to valienamine.	(Peschke <i>et al.</i> , 1995)
<i>Streptomyces noursei</i>	It produces nystatin fungicidin, a polyene antifungal medication.	(Brautaset <i>et al.</i> , 2000)

In contrast to the *Streptomyces* species, the mycobacterial species are well-known human pathogens, although there are some environmentally useful species in this genus. Table 2.4 below shows the importance of different mycobacterial species.

Table 2. 4 General information on mycobacterial species. Mycobacterial species were grouped into six different categories following the criteria described elsewhere (Parvez *et al.*, 2016). The six categories include *Mycobacterium tuberculosis* complex (MTBC), *M. chelonae-abscessus* complex (MCAC), *M. avium* complex (MAC), mycobacteria causing leprosy (MCL), nontuberculous mycobacteria (NTM) and saprophytes (SAP). The criteria for separation of mycobacterial species into six different groups is based on their characteristic features, including ecological niches, as well as the nature and site of infection as described elsewhere (Ventura *et al.*, 2007).

Species name	General information	Reference
<i>Mycobacterium tuberculosis</i> complex		
<i>Mycobacterium africanum</i> GM041182	Causes TB in humans, especially in West African countries.	(Bentley <i>et al.</i> , 2012)
<i>Mycobacterium tuberculosis</i> C	Highly transmissible bacteria causing TB in humans. First isolated in New York City, USA and is highly transmitted among humans, causing TB.	(Reddy <i>et al.</i> , 2008)

<i>Mycobacterium tuberculosis</i> F11	Causes TB in humans. First isolated during a TB epidemic in the Western Cape of South Africa.	(Victor <i>et al.</i> , 2004)
<i>Mycobacterium tuberculosis</i> H37Rv	Best characterised and first genome sequenced strain causing TB in humans.	(Cole <i>et al.</i> , 1998)
<i>Mycobacterium tuberculosis</i> H37Ra	An avirulent strain derived from the H37Rv strain. This laboratory strain has since lost its virulence, and has different characteristics from its virulent sibling H37Rv, including decreased ability to survive in macrophages or hypoxic conditions, and loss of virulence in laboratory animals.	(Brosch <i>et al.</i> , 1999, Reddy <i>et al.</i> , 2008)
<i>Mycobacterium tuberculosis</i> Haarlem	Human pathogen that causes TB. The first representative of the family was discovered in Haarlem, The Netherlands.	(Brudey <i>et al.</i> , 2006)
<i>Mycobacterium tuberculosis</i> KZN 1435	Human pathogen that causes TB. It was first isolated in KwaZulu-Natal, South Africa.	(Ioerger <i>et al.</i> , 2009)
<i>Mycobacterium tuberculosis</i> KZN 605	Human pathogen that causes TB. It was first isolated in KwaZulu-Natal, South Africa.	(Ioerger <i>et al.</i> , 2009)

<i>Mycobacterium tuberculosis</i> KZN 4207	Human pathogen that causes TB. It was first isolated in KwaZulu-Natal, South Africa.	(Ioerger <i>et al.</i> , 2009)
<i>Mycobacterium tuberculosis</i> RGTB327	Human pathogen that causes TB. It was first isolated in Kerala, India.	(Madhavalatha <i>et al.</i> , 2012)
<i>Mycobacterium tuberculosis</i> CDC1551	This strain shows 99% identity at DNA level with <i>M. tuberculosis H37Rv</i> but displays phenotypic differences.	(Betts <i>et al.</i> , 2000)
<i>Mycobacterium tuberculosis</i> strains CCDC5079	Human pathogen that causes TB. It was isolated in Fujian Province, China, in 2004. Sensitive to four first-line drugs.	(Zhang <i>et al.</i> , 2011a)
<i>Mycobacterium tuberculosis</i> Beijing/NITR203	Human pathogen that causes TB. It was first isolated in the Tamil Nadu state, India.	(Narayanan and Deshpande, 2013)
<i>Mycobacterium tuberculosis</i> CAS/NITR204	Human pathogen that causes TB. It was first isolated in the Tamil Nadu state, India.	(Narayanan and Deshpande, 2013)
<i>Mycobacterium tuberculosis</i> EAI5	Human pathogen that causes TB. It was first isolated in Mumbai, India.	(Al Rashdi <i>et al.</i> , 2014)
<i>Mycobacterium tuberculosis</i> EAI5/NITR206	Human pathogen that causes TB. It was first isolated in the Tamil Nadu state, India.	(Narayanan and Deshpande, 2013)

<p><i>Mycobacterium tuberculosis</i> Erdman= ATCC 35801</p>	<p>Isolated from human sputum by William H. Feldman in 1945, at Mayo Clinic, Rochester, MN, and deposited with the Trudeau <i>Mycobacterium</i> Culture Collection in 1946. It has been widely used as a standard virulent laboratory strain for virulence and immunisation studies. <i>M. tuberculosis</i> Erdman has a faster in vivo doubling time than two attenuated strains, <i>M. tuberculosis</i> H37Ra and <i>Mycobacterium bovis</i> Bacillus Calmette-Guerin (BCG), and a slightly faster in vivo doubling time than the virulent H37Rv strain in mice.</p>	<p>(Miyoshi-Akiyama <i>et al.</i>, 2012)</p>
<p><i>Mycobacterium tuberculosis</i> UT205</p>	<p>Human pathogen that causes TB. It was isolated in Colombia.</p>	<p>(Isaza <i>et al.</i>, 2012)</p>
<p><i>Mycobacterium canettii</i> CIPT 140010059</p>	<p>Human pathogen that causes TB. However, it exhibits a smooth colony phenotype on culture media compared to <i>M. tuberculosis</i> H37Rv.</p>	<p>(Supply <i>et al.</i>, 2013)</p>
<p><i>Mycobacterium canettii</i> CIPT 140060008</p>	<p>Human pathogen that causes TB. However, it exhibits a smooth colony phenotype on culture media compared to <i>M. tuberculosis</i> H37Rv.</p>	<p>(Supply <i>et al.</i>, 2013)</p>

<i>Mycobacterium canettii</i> CIPT 140710010	Human pathogen that causes TB. However, it exhibits a smooth colony phenotype on culture media compared to <i>M. tuberculosis</i> H37Rv.	(Supply <i>et al.</i> , 2013)
<i>Mycobacterium bovis</i> AF 2122/97	It is the causative agent of TB in a range of animal species and man. <i>M. bovis</i> was also the progenitor for the <i>M. bovis</i> BCG vaccine strain, the most widely used human vaccine.	(Garnier <i>et al.</i> , 2003)
<i>Mycobacterium bovis</i> BCG Pasteur 1173P2	It is the causative agent of TB in cattle and other animals, including buffalo, lions and antelopes. The organism can also cause TB in humans.	(Brosch <i>et al.</i> , 2007)
<i>Mycobacterium bovis</i> BCG Korea 1168P	Isolated in Korea. The strain that will actually be used in Korea for vaccine production.	(Joung <i>et al.</i> , 2013)
<i>Mycobacterium bovis</i> BCG Mexico	It was one of the most widely used sub-strains for vaccination in Mexico, BCG Mexico 1931.	(Orduña <i>et al.</i> , 2011)
<i>Mycobacterium bovis</i> BCG Tokyo 172	Isolated in Tokyo, Japan. The strain used in Japan for vaccine production.	(Seki <i>et al.</i> , 2009)
<i>Mycobacterium chelonae-abscessus</i> complex		

<i>Mycobacterium abscessus</i> ATCC 19977	Rapidly growing mycobacterium. Causes a pseudotuberculous lung disease to patients with cystic fibrosis. Originally isolated from a human knee infection with subcutaneous abscess-like lesions in 1953.	(Ripoll <i>et al.</i> , 2009)
<i>Mycobacterium abscessus</i> subsp. <i>bolletii</i> 50594	Rapidly growing mycobacterium. Causes nontuberculous mycobacterial infection. Isolated from a Korean patient with a pulmonary infection.	(Kim <i>et al.</i> , 2013)
<i>Mycobacterium avium</i> complex		
<i>Mycobacterium Avium</i> 104	Opportunistic pathogen causes non-paratuberculosis. Isolated in Southern California, USA.	(Horan <i>et al.</i> , 2006)
<i>Mycobacterium Avium</i> subsp. <i>paratuberculosis</i> K10	The causative agent of Johne's disease in cattle and other ruminants. Clinically isolated from a dairy herd in Wisconsin in the mid-1970s.	(Li <i>et al.</i> , 2005)
<i>Mycobacterium avium</i> subsp. <i>paratuberculosis</i> MAP4	Etiologic agent of Johne's disease in ruminants. Associated with human Crohn's disease. Has a complex cell wall structure containing mycolic acids and several lipids, similar to those of other members of this genus, yet it is the most slowly growing member.	(Bannantine <i>et al.</i> , 2014)

	Originally isolated from the breast milk of a Crohn's disease patient in 2000.	
<i>Mycobacterium intracellulare</i> ATCC 13950	Slow-growing mycobacteria responsible for opportunistic infections.	(Kim <i>et al.</i> , 2012c)
<i>Mycobacterium intracellulare</i> MOTT-02	Clinical isolate from Korean patients. Responsible for opportunistic infections (nontuberculous mycobacterial infection).	(Kim <i>et al.</i> , 2012b)
<i>Mycobacterium intracellulare</i> MOTT-36Y	Clinical isolate from Korean patients. Responsible for opportunistic infections (nontuberculous mycobacterial infection).	(Kim <i>et al.</i> , 2012a)
<i>Mycobacterium Indicus pranii</i> MTCC 9506	A saprophytic mycobacterial species that is known for its immunomodulatory properties in various human diseases.	(Saini <i>et al.</i> , 2012)
Mycobacteria causing leprosy		
<i>Mycobacterium leprae</i> Br4923	Originally isolated from a leprosy patient in Brazil. Causes leprosy in humans.	(Monot <i>et al.</i> , 2009)
<i>Mycobacterium Leprae</i> TN	Isolated from an armadillo experimentally infected with <i>M. leprae</i> in biopsy material from a single lepromatous leprosy patient from Tamil Nadu, India. Human and animal pathogen.	(Cole <i>et al.</i> , 2001)

Nontuberculous mycobacteria		
<i>Mycobacterium</i> sp. JDM601	Causes TB-like disease in humans.	(Zhang <i>et al.</i> , 2011b)
<i>Mycobacterium liflandii</i> 128FXT	Amphibian pathogen. Originally isolated from infected <i>Xenopus tropicalis</i> at the University of California, Berkeley.	(Tobias <i>et al.</i> , 2013)
<i>Mycobacterium ulcerans</i> Agy99	Human pathogen. Causes buruli ulcer. Isolated from an ulcerative lesion on the right elbow of a female patient from the Ga district of Ghana in 1999	(Stinear <i>et al.</i> , 2007)
<i>Mycobacterium Marinum</i> M	Ubiquitous pathogen of fish and amphibia. Shown to be a human pathogen as well. Facultative anaerobe. Unable to reduce nitrate and produces characteristic bright yellow carotenoid pigments when exposed to light. Isolated from a patient with fish tank granuloma in San Francisco in 1992.	(Stinear <i>et al.</i> , 2008)
Saprophytes		
<i>Mycobacterium</i> sp. JLS	This bacterium was isolated from soil in Libby, Montana, USA. This isolate belongs to a fast-growing group able to degrade high molecular weight PAH, including pyrene.	(Chen <i>et al.</i> , 2019)

<i>Mycobacterium</i> sp. KMS	This bacterium was isolated from soil in Libby, Montana, USA. This isolate belongs to a fast-growing group able to degrade high molecular weight PAH, including pyrene.	(Chen <i>et al.</i> , 2019)
<i>Mycobacterium</i> sp. MCS	This bacterium was isolated from soil in Libby, Montana, USA. This isolate belongs to a fast-growing group able to degrade high molecular weight PAH, including pyrene.	(Chen <i>et al.</i> , 2019)
<i>Mycobacterium smegmatis</i> MC2 155	A nonpathogenic, fast-replicating mycobacterium that is widely used as a model system to study <i>M. tuberculosis</i> .	(Mohan <i>et al.</i> , 2015)
<i>Mycobacterium chubuense</i> NBB4	Isolated on ethane as part of a bioprospecting study searching for novel monooxygenase enzymes. Strain NBB4 was shown to grow on C ₂ –C ₄ alkenes and C ₂ –C ₁₆ alkanes.	(Coleman <i>et al.</i> , 2011)
<i>Mycobacterium gilvum</i> PYR-GCK	Polycyclic aromatic hydrocarbons degradation and N-Acetylnorfloxacin producing strain.	(Badejo <i>et al.</i> , 2013)
<i>Mycobacterium gilvum</i> Spyr1	<i>Mycobacterium</i> sp. Spyr1 is a newly isolated strain that occurs in a creosote-contaminated site in Greece. It was isolated by an enrichment method using pyrene as sole carbon and energy source	(Kallimanis <i>et al.</i> , 2011)

	and is capable of degrading a wide range of PAH substrates including pyrene, fluoranthene, fluorene, anthracene and acenaphthene.	
<i>Mycobacterium</i> sp. JS623 (formerly named as <i>Mycobacterium smegmatis</i> JS623)	Model organism used in bioremediation studies.	(Garcia and Gola, 2016)
<i>Mycobacterium rhodesiae</i> NBB3	Ethane and vinyl chloride-oxidising <i>Mycobacterium</i> strains of significance to bioremediation, biocatalysis and biogeochemistry.	(Chen <i>et al.</i> , 2019)
<i>Mycobacterium neoaurum</i> VKM Ac-1815D	Fast-growing soil mycobacteria. Used for efficient production of the key steroid intermediates (androst-4-ene-3,17-dione, androsta-1,4-diene-3,17-dione, 9-hydroxy androst-4-ene-3,17-dione) from phytosterol. Originally isolated from soil samples.	(Bragin <i>et al.</i> , 2013)

2.6 Secondary metabolite biosynthetic gene clusters

It is now well-established that genes involved in the synthesis of secondary metabolites form a cluster known as a biosynthetic gene cluster (BGC) (Medema *et al.*, 2015). A BGC can be defined as a physically clustered group of two or more genes in a particular genome that together encode a biosynthetic pathway for the production of a specialised metabolite (including its chemical variants) (Medema *et al.*, 2015). Quite a large number of BGCs were reported in bacteria, fungi and plants (Medema, 2018). The availability of a large number of genome sequences enabled the development of novel tools to identify BGCs. A chronological order of tools developed for modelling BGCs, with genome information, is listed in Table 2.5. Using these programs, one can identify different types of secondary metabolite BGCs present in an organism. These programs also give the genes involved in synthesis of the particular secondary metabolite.

Table 2. 5 Software programs available for predicting different secondary metabolite biosynthetic gene clusters (Weber *et al.*, 2015).

Software program	Year of publication	Main content and/or function	Reference
Model SEED	2010	First online high-throughput metabolic modeling tool	(Henry <i>et al.</i> , 2010)
MEMOSys	2011	Allows management, storage and development of metabolic models	(Pabinger <i>et al.</i> , 2011)
SuBliMinaL Toolbox	2011	Has strengths in managing chemical information for metabolites in a metabolic model	(Swainston <i>et al.</i> , 2011)
FAME	2012	Allows streamlined analysis of a newly built metabolic model using various simulation methods	(Boele <i>et al.</i> , 2012)
GEMSiRV	2012	Allows metabolic model reconstruction, simulation and visualisation	(Liao <i>et al.</i> , 2012)
MetaFlux in Pathway Tools	2012	Provides strong support for predicting, modelling, curating and visualising metabolic pathways	(Latendresse <i>et al.</i> , 2012)
MicrobesFlux	2012	Allows both flux balance analysis (FBA) and dynamic FBA of a newly generated metabolic model	(Feng <i>et al.</i> , 2012)

RAVEN Toolbox	2013	Allows metabolic model reconstruction, simulation and visualisation in MATLAB environment	(Agren <i>et al.</i> , 2013)
CoReCo	2014	Useful for modelling metabolisms of multiple related species	(Pitkanen <i>et al.</i> , 2014)
merlin	2015	Most recently released metabolic modelling program with comprehensive genome annotation functionalities necessary for model generation	(Dias <i>et al.</i> , 2015)
antiSMASH	2015	Provides comprehensive genome mining platform for BGCs; currently the only platform offering automated modelling including secondary metabolite-specific reactions	(Weber <i>et al.</i> , 2015)

2.7. Cytochrome P450 monooxygenases

2.7.1. Introduction

Cytochrome P450 monooxygenases, also known as CYPs/P450s, are heme-thiolate proteins present in species belonging to all domains of life and even in non-living entities such as viruses (Nelson, 2018, Lamb *et al.*, 2009). Cytochrome P450 (P450) enzymes have been studied for more than 50 years (Yamazaki, 2014). The origin of P450 enzymes has a historical perspective (Omura, 2011). Two researchers, Garfinkel and Klingenberg, individually identified an enzyme that has a special absorption maximum wavelength of 450 nm as a carbon-monoxide binding pigment in the liver microsomes of rat and pig (Garfinkel, 1958, Klingenberg, 1958). Omura and co-workers then came up with the name ‘cytochrome P450’, which described the coloured substance that was found in a cell (Omura, 2011, Omura and Sato, 1962). This coloured substance produced an uncommon absorption peak at a wavelength of 450 nm when reduced and bound with carbon monoxide in rat liver microsomes (Figure 2.3) (Omura, 2011, Omura and Sato, 1962). There was a contradiction in the name ‘cytochrome’; some people called it an enzyme instead of a true cytochrome. The initial meaning of the term ‘cytochrome P450’ was ‘coloured substance in the cell’ (Omura and Sato, 1962).

2.7.2. Nomenclature

Standard nomenclature set by the International P450 Nomenclature Committee is followed for naming of P450s (Nelson, 1998, Nelson, 2006, Nelson *et al.*, 1993). The rules of nomenclature are a CYP prefix, followed by an Arabic numeral, which designates family (all members nominally >40% identity), a capital letter designating the subfamily (all members nominally >55% identity), and an Arabic numeral designating the individual gene (all italics) or message and protein (no italics) (Figure 2.4) (Feyereisen, 2012).

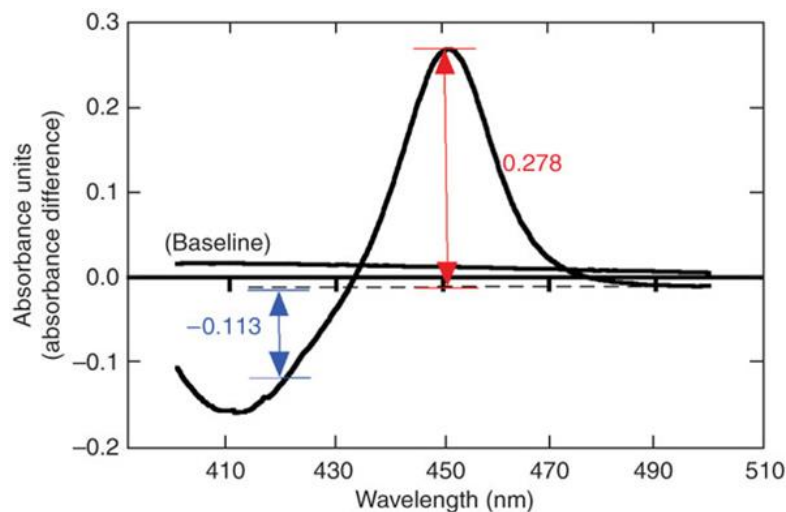


Figure 2. 3 Typical cytochrome P450 monoxygenase ferrous-CO versus ferrous-difference spectrum (Guengerich *et al.*, 2009).

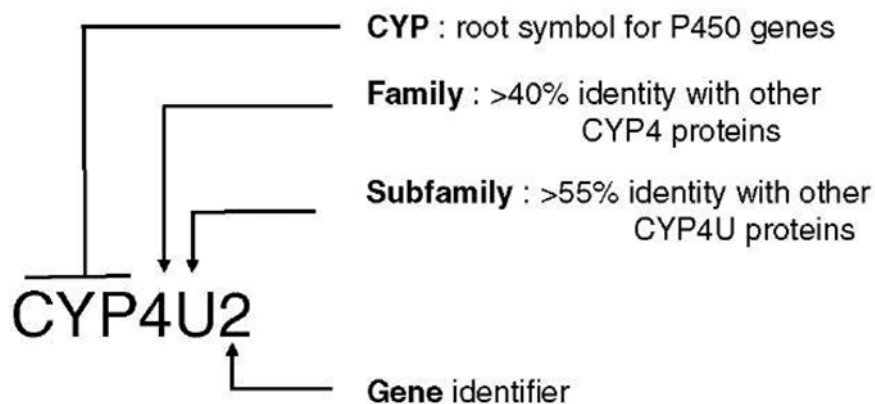
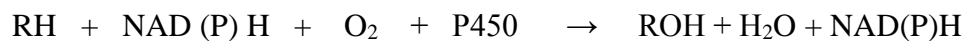


Figure 2. 4 Scheme of P450 nomenclature (Feyereisen, 2012).

2.7.3. Catalytic diversity

P450s were named after their initial reaction of monoxygenation, i.e. inserting one oxygen atom from water into substrate, as shown below:



The RH represents an organic substrate with P450 as the catalyst. The oxygen and NAD (P) (reduced nicotinamide adenine dinucleotide phosphate) and ROH constitute the hydroxylated organic product.

However, progress in characterisation of P450s over the years revealed that P450s are catalytically diverse and perform different enzymatic reactions apart from monooxygenation (Figure 2.5).

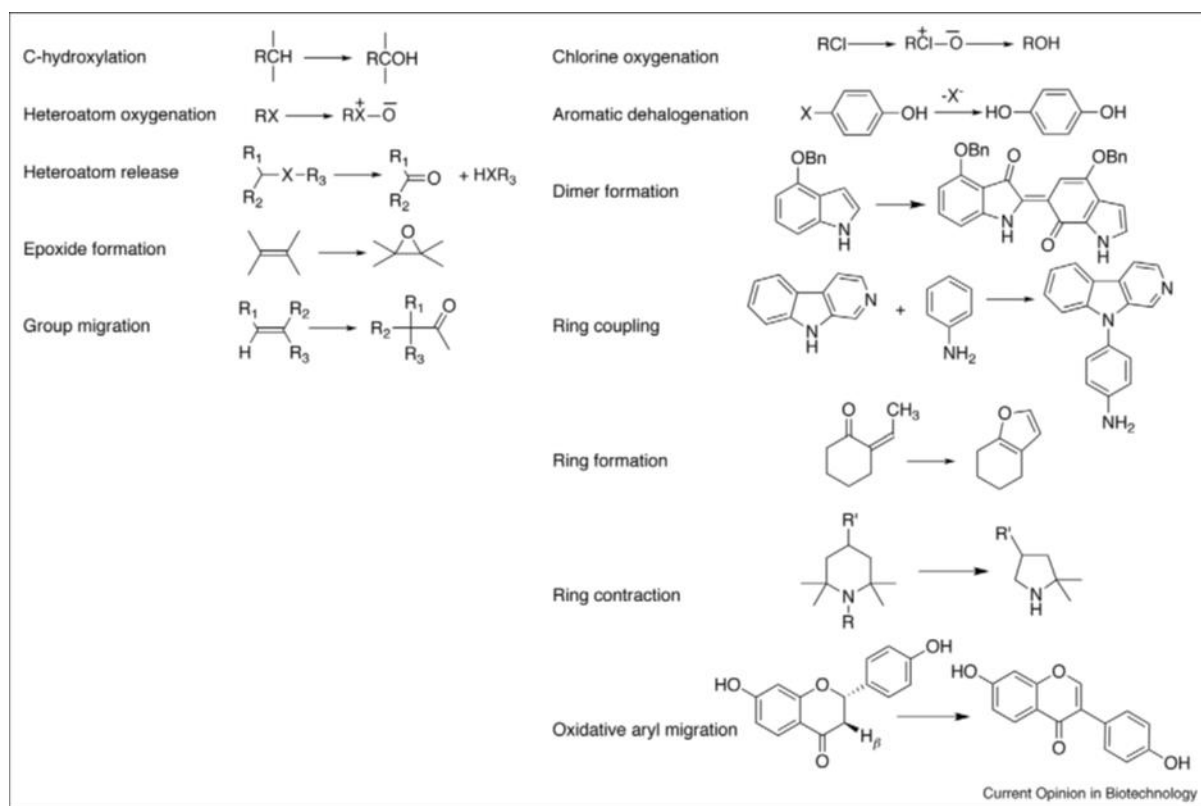
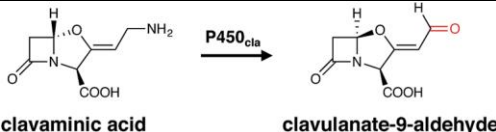
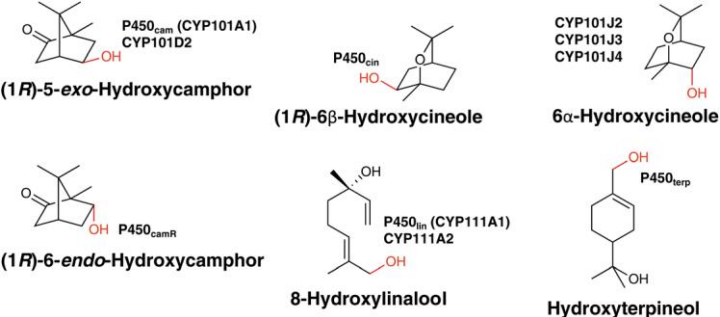


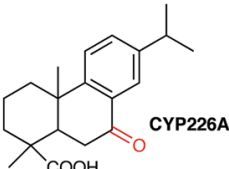
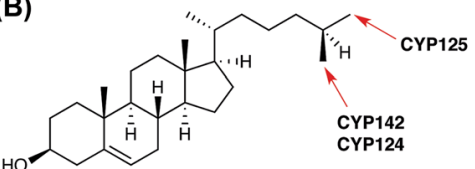
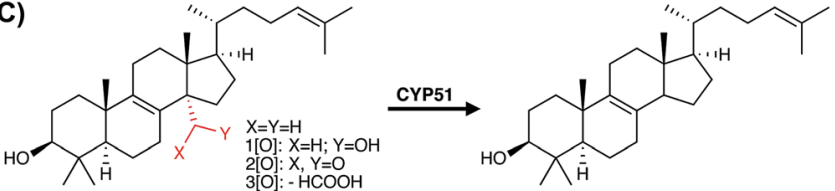
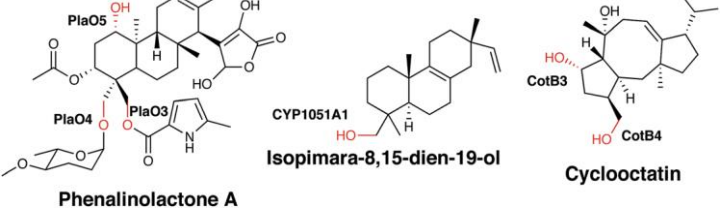
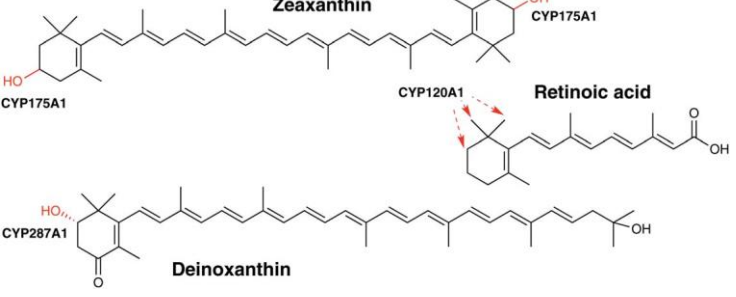
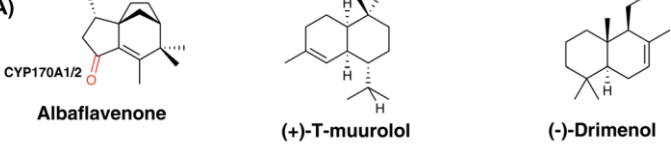
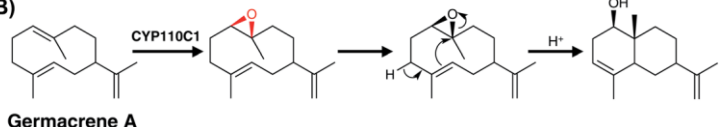
Figure 2. 5 Reactions catalyzed by P450s (Lamb *et al.*, 2007).

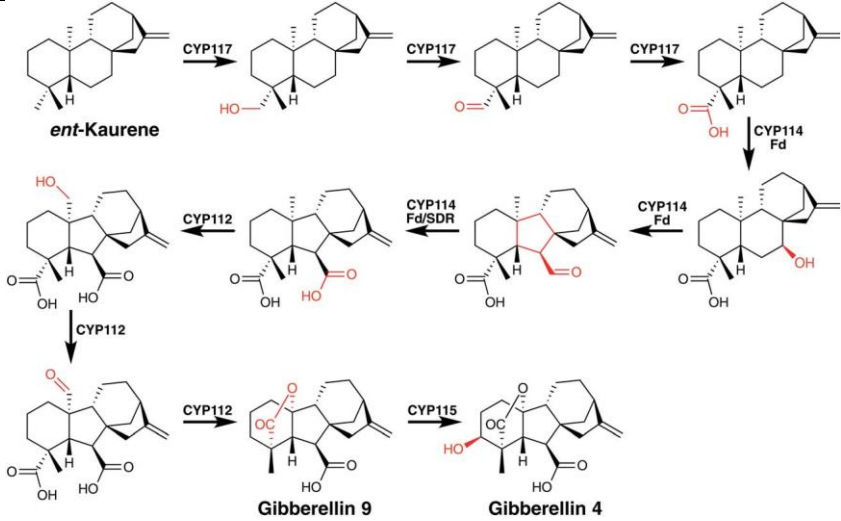
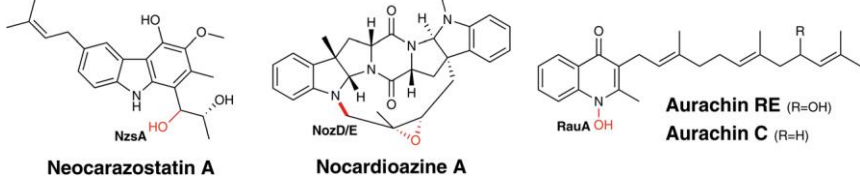
2.7.4. Role of P450s in secondary metabolite synthesis

The secondary metabolite biosynthetic gene clusters comprise different genes. Among the genes, cytochrome P450 monooxygenases play a key role contributing to the chemical and structural diversity of secondary metabolites (Rudolf *et al.*, 2017, Podust and Sherman, 2012, Greule *et al.*, 2018). In *Mycobacterium tuberculosis* H37Rv, P450s were found to be involved in synthesis of polyketides that play a role in virulence (Quadri, 2014). Quite a number of P450s were identified as part of biosynthetic gene clusters in *Streptomyces* species (Greule *et al.*, 2018). Table 2.6 below shows the role of P450s in the synthesis of different groups of secondary metabolites.

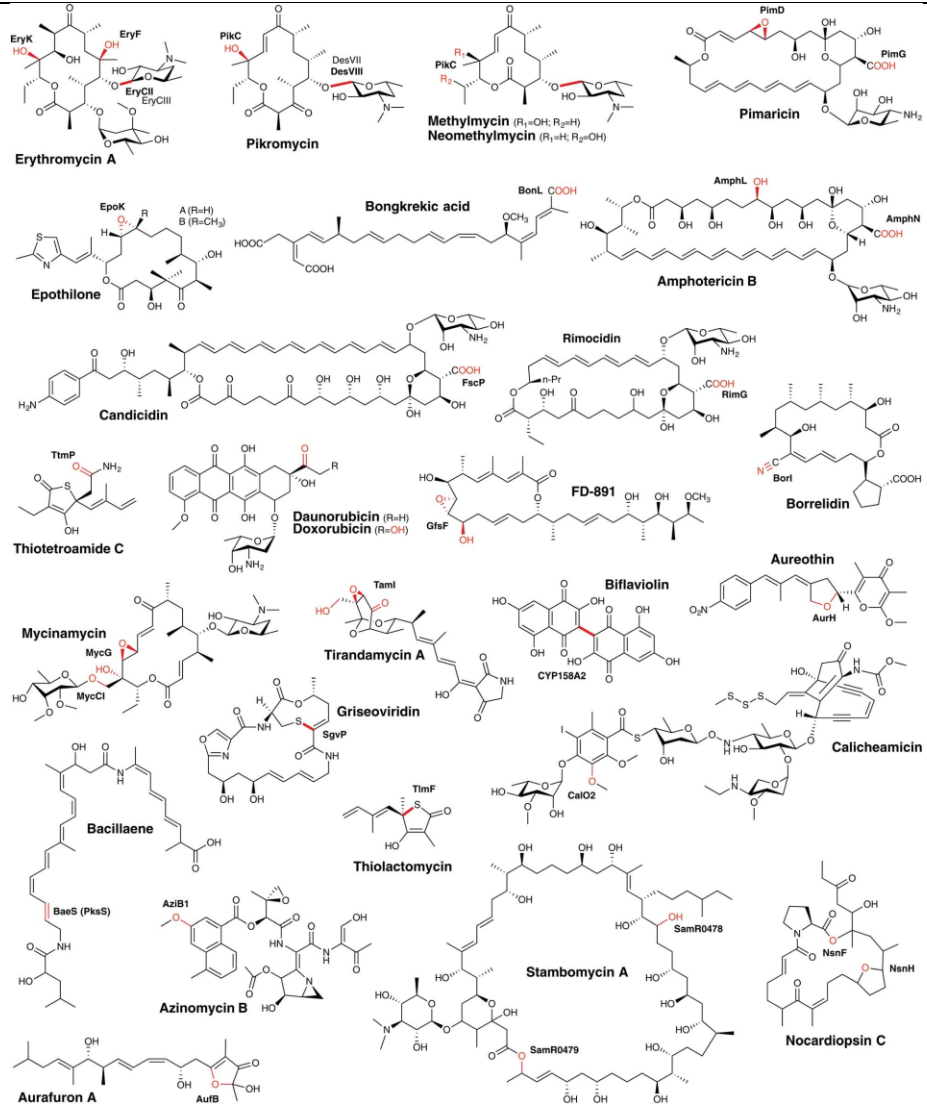
Table 2.6 Role of P450s in synthesis of different secondary metabolites (Greule *et al.*, 2018). The oxygen incorporated as a result of this process is indicated in red.

Process	Schematic diagram
Clavulanic acid biosynthesis	 <p>clavaminic acid $\xrightarrow{\text{P450}_{\text{cla}}}$ clavulanate-9-aldehyde</p>
Hydroxylation of monoterpenes	 <p> (1R)-5-<i>exo</i>-Hydroxycamphor (P450_{cam} (CYP101A1), CYP101D2) (1R)-6β-Hydroxycineole (P450_{cin}) 6α-Hydroxycineole (CYP101J2, CYP101J3, CYP101J4) (1R)-6-<i>endo</i>-Hydroxycamphor (P450_{camR}) 8-Hydroxylinalool (P450_{lin} (CYP111A1), CYP111A2) Hydroxyterpineol (P450_{terp}) </p>

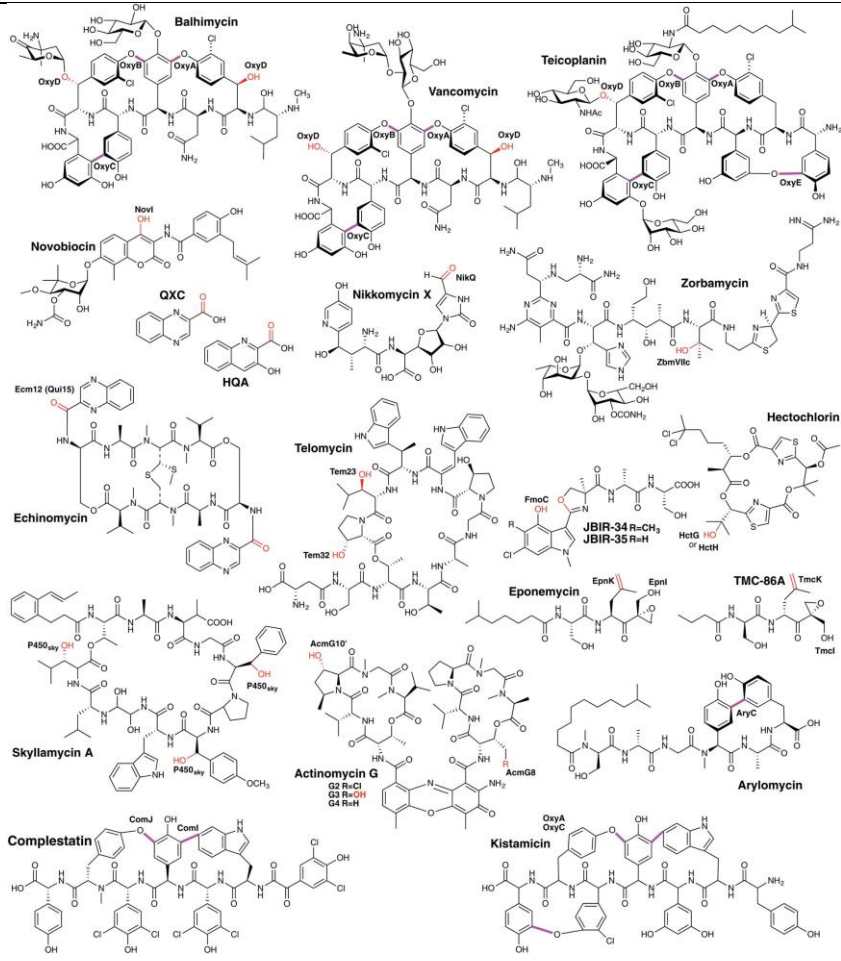
<p>Diterpene and steroid oxidation in bacterial P450 catalysed biodegradation.</p> <p>Example shown for a diterpene is abietic acid (A) and for steroids cholesterol (B) and lanosterol (C).</p>	<p>(A)  7-oxo-Dehydroabietic acid</p> <p>(B)  Cholesterol</p> <p>(C)  Lanosterol</p> <p>X=Y=H 1[O]: X=H; Y=OH 2[O]: X, Y=O 3[O]: -HCOOH</p>
<p>Diterpene biosynthesis</p>	<p> Phenalinolactone A Isopimara-8,15-dien-19-ol Cyclooctatin</p>
<p>Carotenoid biosynthesis</p>	<p> Zeaxanthin Retinoic acid Deinoxanthin</p>
<p>Sesquiterpene biosynthesis. (A) modification and (B) oxidative cyclisation.</p>	<p>(A)  Albafavenone (+)-T-muurolol (-)-Drimenol</p> <p>(B)  Germacrene A</p>

<p>P450-mediated transformations found in gibberellin biosynthesis. Fd, gibberellin ferredoxin; SDR, gibberellin short-chain dehydrogenase/reductase.</p>	 <p>ent-Kaurene</p> <p>Gibberellin 9</p> <p>Gibberellin 4</p>
<p>Alkaloid biosynthesis</p>	 <p>Neocarazostatin A</p> <p>Nocardioazine A</p> <p>Aurachin RE (R=OH) Aurachin C (R=H)</p>

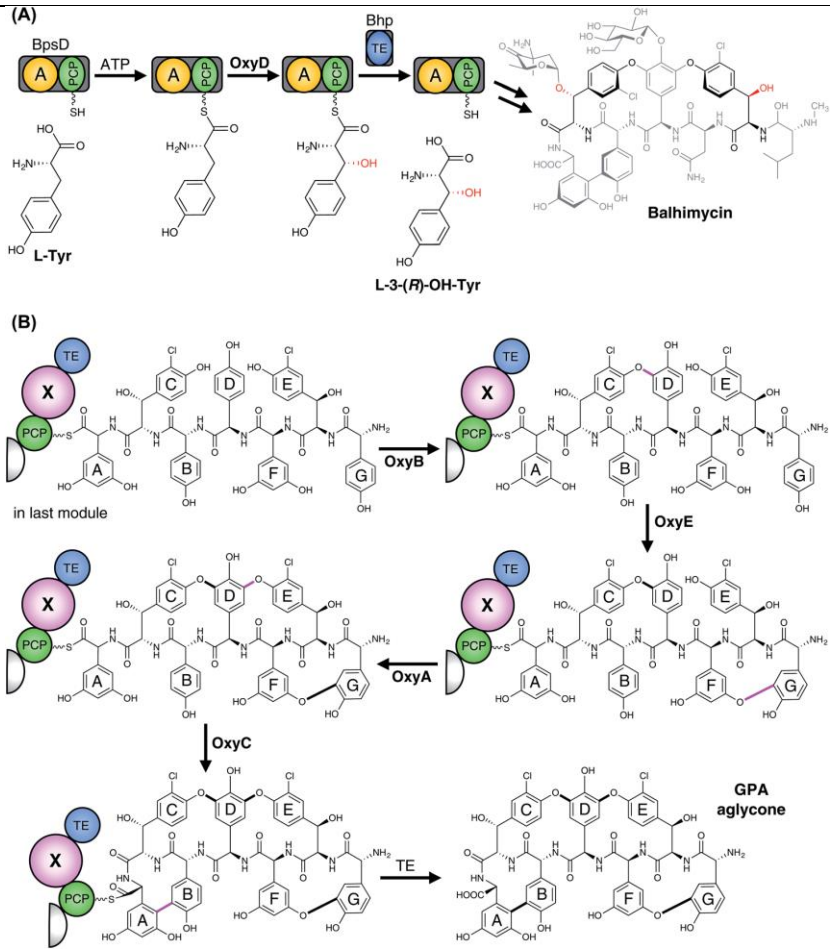
Examples of
bacterial P450
enzymes involved in
polyketide
biosynthesis



P450 enzymes' role
in nonribosomal
peptide synthesis.



P450s involved in
glycopeptide
antibiotic synthesis



References

- AGREN, R., LIU, L., SHOAIE, S., VONGSANGNAK, W., NOOKAEW, I. & NIELSEN, J. 2013. The RAVEN toolbox and its use for generating a genome-scale metabolic model for *Penicillium chrysogenum*. *PLoS Comput Biol*, 9, e1002980.
- AL RASHDI, A. S. A., JADHAV, B. L., DESHPANDE, T. & DESHPANDE, U. 2014. Whole-genome sequencing and annotation of a clinical isolate of *Mycobacterium tuberculosis* from Mumbai, India. *Genome Announcements*, 2.
- BADEJO, A. C., BADEJO, A. O., SHIN, K. H. & CHAI, Y. G. 2013. A gene expression study of the activities of aromatic ring-cleavage dioxygenases in *Mycobacterium gilvum* PYR-GCK to changes in salinity and pH during pyrene degradation. *PLoS One*, 8, e58066.
- BANNANTINE, J. P., LI, L., MWANGI, M., COTE, R., RAYGOZA GARAY, J. A. & KAPUR, V. 2014. Complete genome sequence of *Mycobacterium avium paratuberculosis*, Isolated from Human Breast Milk. *Genome Announcements*, 2, e01252-13.
- BARANASIC, D., GACESA, R., STARCEVIC, A., ZUCKO, J., BLAŽIČ, M., HORVAT, M., GJURAČIĆ, K., FUJS, Š., HRANUELI, D. & KOSEC, G. 2013. Draft genome sequence of *Streptomyces rapamycinicus* strain NRRL 5491, the producer of the immunosuppressant rapamycin. *Genome Announcements*, 1, e00581-13.
- BARGER, S. R., HOEFLER, B. C., CUBILLOS-RUIZ, A., RUSSELL, W. K., RUSSELL, D. H. & STRAIGHT, P. D. 2012. Imaging secondary metabolism of *Streptomyces* sp. Mg1 during cellular lysis and colony degradation of competing *Bacillus subtilis*. *Antonie Van Leeuwenhoek*, 102, 435-445.

- BASKARAN, S., CARLSON, L.-A., STJEPANOVIC, G., YOUNG, L. N., GROB, P., STANLEY, R. E., NOGALES, E. & HURLEY, J. H. 2014. Architecture and dynamics of the autophagic phosphatidylinositol 3-kinase complex. *Elife*, 3, e05115.
- BEATTIE, G. A. 2007. Plant-associated bacteria: survey, molecular phylogeny, genomics and recent advances. *Plant-associated bacteria*. pp. 1-56. Springer, Dordrecht. DOI: https://doi.org/10.1007/978-1-4020-4538-7_1.
- BENTLEY, S. D., CHATER, K. F., CERDEÑO-TÁRRAGA, A.-M., CHALLIS, G. L., THOMSON, N., JAMES, K. D., HARRIS, D. E., QUAIL, M. A., KIESER, H. & HARPER, D. 2002. Complete genome sequence of the model actinomycete *Streptomyces coelicolor* A3 (2). *Nature*, 417, 141.
- BENTLEY, S. D., COMAS, I., BRYANT, J. M., WALKER, D., SMITH, N. H., HARRIS, S. R., THURSTON, S., GAGNEUX, S., WOOD, J. & ANTONIO, M. 2012. The genome of *Mycobacterium africanum* West African 2 reveals a lineage-specific locus and genome erosion common to the *M. tuberculosis* complex. *PLoS Neglected Tropical Diseases*, 6, e1552.
- BETTS, J. C., DODSON, P., QUAN, S., LEWIS, A. P., THOMAS, P. J., DUNCAN, K. & MCADAM, R. A. 2000. Comparison of the proteome of *Mycobacterium tuberculosis* strain H37Rv with clinical isolate CDC 1551. *Microbiology*, 146, 3205-3216.
- BILYK, B., WEBER, S., MYRONOVSKYI, M., BILYK, O., PETZKE, L. & LUZHETSKYY, A. 2013. In vivo random mutagenesis of *Streptomyces* using mariner-based transposon Himar1. *Applied Microbiology and Biotechnology*, 97, 351-359.
- BOELE, J., OLIVIER, B. G. & TEUSINK, B. 2012. FAME, the flux analysis and modeling environment. *BMC Syst Biol*, 6, 8.

- BRAGIN, E. Y., SHTRATNIKOVA, V. Y., DOVBNYA, D., SCHELKUNOV, M., PEKOV, Y. A., MALAKHO, S., EGOROVA, O., IVASHINA, T., SOKOLOV, S. & ASHAPKIN, V. 2013. Comparative analysis of genes encoding key steroid core oxidation enzymes in fast-growing *Mycobacterium* spp. strains. *The Journal of Steroid Biochemistry and Molecular Biology*, 138, 41-53.
- BRAUTASET, T., SEKUROVA, O. N., SLETTA, H., ELLINGSEN, T. E., STRLM, A. R., VALLA, S. & ZOTCHEV, S. B. 2000. Biosynthesis of the polyene antifungal antibiotic nystatin in *Streptomyces noursei* ATCC 11455: analysis of the gene cluster and deduction of the biosynthetic pathway. *Chem Biol*, 7, 395-403.
- BROSCH, R., GORDON, S. V., GARNIER, T., EIGLMEIER, K., FRIGUI, W., VALENTI, P., DOS SANTOS, S., DUTHOY, S., LACROIX, C., GARCIA-PELAYO, C., INWALD, J. K., GOLBY, P., GARCIA, J. N., HEWINSON, R. G., BEHR, M. A., QUAIL, M. A., CHURCHER, C., BARRELL, B. G., PARKHILL, J. & COLE, S. T. 2007. Genome plasticity of BCG and impact on vaccine efficacy. *Proceedings of the National Academy of Sciences*, 104, 5596-5601.
- BROSCH, R., PHILIPP, W. J., STAVROPOULOS, E., COLSTON, M. J., COLE, S. T. & GORDON, S. V. 1999. Genomic analysis reveals variation between *Mycobacterium tuberculosis* H37Rv and the attenuated *M. tuberculosis* H37Ra strain. *Infection and Immunity*, 67, 5768-5774.
- BRUDEY, K., DRISCOLL, J. R., RIGOUTS, L., PRODINGER, W. M., GORI, A., AL-HAJOJ, S. A., ALLIX, C., ARISTIMUNO, L., ARORA, J., BAUMANIS, V., BINDER, L., CAFRONE, P., CATALDI, A., CHEONG, S., DIEL, R., ELLERMEIER, C., EVANS, J. T., FAUVILLE-DUFAUX, M., FERDINAND, S., GARCIA DE VIEDMA, D.,

- GARZELLI, C., GAZZOLA, L., GOMES, H. M., GUTTIEREZ, M. C., HAWKEY, P. M., VAN HELDEN, P. D., KADIVAL, G. V., KREISWIRTH, B. N., KREMER, K., KUBIN, M., KULKARNI, S. P., LIENS, B., LILLEBAEK, T., HO, M. L., MARTIN, C., MARTIN, C., MOKROUSOV, I., NARVSKAIA, O., NGEOW, Y. F., NAUMANN, L., NIEMANN, S., PARWATI, I., RAHIM, Z., RASOLOFO-RAZANAMPARANY, V., RASOLONAVALONA, T., ROSSETTI, M. L., RUSCH-GERDES, S., SAJDUDA, A., SAMPER, S., SHEMYAKIN, I. G., SINGH, U. B., SOMOSKOVI, A., SKUCE, R. A., VAN SOOLINGEN, D., STREICHER, E. M., SUFFYS, P. N., TORTOLI, E., TRACEVSKA, T., VINCENT, V., VICTOR, T. C., WARREN, R. M., YAP, S. F., ZAMAN, K., PORTAELS, F., RASTOGI, N. & SOLA, C. 2006. *Mycobacterium tuberculosis* complex genetic diversity: mining the fourth international spoligotyping database (SpolDB4) for classification, population genetics and epidemiology. *BMC Microbiol*, 6, 23.
- CAMPBELL, I. M. 1985. Secondary metabolism and microbial physiology. *Advances in microbial physiology*. 25, 1-60. Academic Press. [https://doi.org/10.1016/S0065-2911\(08\)60290-8](https://doi.org/10.1016/S0065-2911(08)60290-8).
- CAO, G., ZHONG, C., ZONG, G., FU, J., LIU, Z., ZHANG, G. & QIN, R. 2016. Complete genome sequence of *Streptomyces clavuligerus* F613-1, an industrial producer of clavulanic acid. *Genome Announcements*, 4, e01020-16.
- CHEN, I. A., CHU, K., PALANIAPPAN, K., PILLAY, M., RATNER, A., HUANG, J., HUNTEMANN, M., VARGHESE, N., WHITE, J. R., SESHADRI, R., SMIRNOVA, T., KIRTON, E., JUNGBLUTH, S. P., WOYKE, T., ELOE-FADROSH, E. A., IVANOVA, N. N. & KYRPIDES, N. C. 2019. IMG/M v.5.0: an integrated data management and

- comparative analysis system for microbial genomes and microbiomes. *Nucleic Acids Res*, 47, D666-d677.
- CHEN, W. & QIN, Z. 2011. Development of a gene cloning system in a fast-growing and moderately thermophilic *Streptomyces* species and heterologous expression of *Streptomyces* antibiotic biosynthetic gene clusters. *BMC Microbiology*, 11, 243.
- COLE, S., EIGLMEIER, K., PARKHILL, J., JAMES, K., THOMSON, N., WHEELER, P., HONORE, N., GARNIER, T., CHURCHER, C. & HARRIS, D. 2001. Massive gene decay in the leprosy *bacillus*. *Nature*, 409, 1007.
- COLE, S. T., BROSCHE, R., PARKHILL, J., GARNIER, T., CHURCHER, C., HARRIS, D., GORDON, S. V., EIGLMEIER, K., GAS, S., BARRY, C. E., 3RD, TEKAIA, F., BADCOCK, K., BASHAM, D., BROWN, D., CHILLINGWORTH, T., CONNOR, R., DAVIES, R., DEVLIN, K., FELTWELL, T., GENTLES, S., HAMLIN, N., HOLROYD, S., HORNSBY, T., JAGELS, K., KROGH, A., MCLEAN, J., MOULE, S., MURPHY, L., OLIVER, K., OSBORNE, J., QUAIL, M. A., RAJANDREAM, M. A., ROGERS, J., RUTTER, S., SEEGER, K., SKELTON, J., SQUARES, R., SQUARES, S., SULSTON, J. E., TAYLOR, K., WHITEHEAD, S. & BARRELL, B. G. 1998. Deciphering the biology of *Mycobacterium tuberculosis* from the complete genome sequence. *Nature*, 393, 537-44.
- COLEMAN, N. V., YAU, S., WILSON, N. L., NOLAN, L. M., MIGOCKI, M. D., LY, M. A., CROSSETT, B. & HOLMES, A. J. 2011. Untangling the multiple monooxygenases of *Mycobacterium chubuense* strain NBB4, a versatile hydrocarbon degrader. *Environ Microbiol Rep*, 3, 297-307.
- DE LA FUENTE, A., LORENZANA, L. M., MARTÍN, J. F. & LIRAS, P. 2002. Mutants of *Streptomyces clavuligerus* with disruptions in different genes for clavulanic acid

- biosynthesis produce large amounts of holomycin: possible cross-regulation of two unrelated secondary metabolic pathways. *Journal of Bacteriology*, 184, 6559-6565.
- DE LIMA PROCÓPIO, R. E., DA SILVA, I. R., MARTINS, M. K., DE AZEVEDO, J. L. & DE ARAÚJO, J. M. 2012. Antibiotics produced by *Streptomyces*. *The Brazilian Journal of Infectious Diseases*, 16, 466-471.
- DEMAIN, A. L. & FANG, A. 2000. The natural functions of secondary metabolites. In *History of modern biotechnology I*. pp. 1-39. Springer, Berlin, Heidelberg. DOI: https://doi.org/10.1007/3-540-44964-7_1.
- DIAS, O., ROCHA, M., FERREIRA, E. C. & ROCHA, I. 2015. Reconstructing genome-scale metabolic models with merlin. *Nucleic Acids Res*, 43, 3899-910.
- DISTLER, J., MANSOURI, K., MAYER, G., STOCKMANN, M. & PIEPERSBERG, W. 1992. Streptomycin biosynthesis and its regulation in *Streptomyces*. *Gene*, 115, 105-111.
- FENG, X., XU, Y., CHEN, Y. & TANG, Y. J. 2012. MicrobesFlux: a web platform for drafting metabolic models from the KEGG database. *BMC Syst Biol*, 6, 94.
- FEYEREISEN, R. 2012. Insect CYP genes and P450 enzymes. In *Insect Molecular Biology and Biochemistry*. pp. 236-316. Academic Press.
- GARCIA, M. J. & GOLLA, S. 2016. Gene and whole genome analyses reveal that the mycobacterial strain JS623 is not a member of the species *Mycobacterium smegmatis*. *Microb Biotechnol*, 9, 269-74.
- GARFINKEL, D. 1958. Studies on pig liver microsomes. I. Enzymic and pigment composition of different microsomal fractions. *Archives of Biochemistry and Biophysics*, 77, 493-509.
- GARNIER, T., EIGLMEIER, K., CAMUS, J.-C., MEDINA, N., MANSOOR, H., PRYOR, M., DUTHOY, S., GRONDIN, S., LACROIX, C., MONSEMPE, C., SIMON, S., HARRIS,

- B., ATKIN, R., DOGGETT, J., MAYES, R., KEATING, L., WHEELER, P. R., PARKHILL, J., BARRELL, B. G., COLE, S. T., GORDON, S. V. & HEWINSON, R. G. 2003. The complete genome sequence of *Mycobacterium bovis*. *Proceedings of the National Academy of Sciences*, 100, 7877-7882.
- GOMEZ-ESCRIBANO, J. P., CASTRO, J. F., RAZMILIC, V., CHANDRA, G., ANDREWS, B., ASENJO, J. A. & BIBB, M. J. 2015. The *Streptomyces leeuwenhoekii* genome: de novo sequencing and assembly in single contigs of the chromosome, circular plasmid pSLE1 and linear plasmid pSLE2. *BMC Genomics*, 16, 485.
- GREULE, A., STOK, J. E., DE VOSS, J. J. & CRYLE, M. J. 2018. Unrivalled diversity: the many roles and reactions of bacterial cytochromes P450 in secondary metabolism. *Nat Prod Rep*, 35, 757-791.
- GU, Y., YANG, C., WANG, X., GENG, W., SUN, Y., FENG, J., WANG, Y., QUAN, Y., CHE, Y. & ZHANG, C. 2014. Genome sequence of the ϵ -poly-L-lysine-producing strain *Streptomyces albulus* NK660, isolated from soil in Gutian, Fujian Province, China. *Genome Announcements*, 2, e00532-14.
- GUENGERICH, F. P., MARTIN, M. V., SOHL, C. D. & CHENG, Q. 2009. Measurement of cytochrome P450 and NADPH-cytochrome P450 reductase. *Nat Protoc*, 4, 1245-51.
- GUNNELIUS, L., KURKELA, J., HAKKILA, K., KOSKINEN, S., PARIKAINEN, M. & TYYSTJÄRVI, T. 2014. The ω subunit of RNA polymerase is essential for thermal acclimation of the cyanobacterium *Synechocystis* sp. PCC 6803. *PloS One*, 9, e112599.
- HENRY, C. S., DEJONGH, M., BEST, A. A., FRYBARGER, P. M., LINSAY, B. & STEVENS, R. L. 2010. High-throughput generation, optimization and analysis of genome-scale metabolic models. *Nature Biotechnology*, 28, 977.

- HERNÁNDEZ-ALVARADO, J., ZARAGOZA-BASTIDA, A., LÓPEZ-RODRÍGUEZ, G., PELÁEZ-ACERO, A., OLMEDO-JUÁREZ, A. & RIVERO-PEREZ, N. 2018. Actividad antibacteriana y sobre nematodos gastrointestinales de metabolitos secundarios vegetales: enfoque en Medicina Veterinaria. *Abanico Veterinario*, 8, 14-27.
- HOEFLER, B. C., KONGANTI, K. & STRAIGHT, P. D. 2013. De novo assembly of the *Streptomyces* sp. strain Mg1 genome using PacBio single-molecule sequencing. *Genome Announcements*, 1.
- HORAN, K. L., FREEMAN, R., WEIGEL, K., SEMRET, M., PFALLER, S., COVERT, T. C., VAN SOOLINGEN, D., LEO, S. C., BEHR, M. A. & CANGELOSI, G. A. 2006. Isolation of the genome sequence strain *Mycobacterium avium* 104 from multiple patients over a 17-year period. *J Clin Microbiol*, 44, 783-9.
- IOERGER, T. R., KOO, S., NO, E.-G., CHEN, X., LARSEN, M. H., JACOBS JR, W. R., PILLAY, M., STURM, A. W. & SACCHETTINI, J. C. 2009. Genome analysis of multi- and extensively-drug-resistant tuberculosis from KwaZulu-Natal, South Africa. *PloS One*, 4, e7778.
- ISAZA, J. P., DUQUE, C., GOMEZ, V., ROBLEDO, J., BARRERA, L. F. & ALZATE, J. F. 2012. Whole genome shotgun sequencing of one Colombian clinical isolate of *Mycobacterium tuberculosis* reveals DosR regulon gene deletions. *FEMS Microbiology Letters*, 330, 113-120.
- JANKOWITSCH, F., SCHWARZ, J., RÜCKERT, C., GUST, B., SZCZEPANOWSKI, R., BLOM, J., PELZER, S., KALINOWSKI, J. & MACK, M. 2012. Genome sequence of the bacterium *Streptomyces davawensis* JCM 4913 and heterologous production of the unique antibiotic roseoflavin. *Journal of Bacteriology*, 194, 6818-6827.

- JOUNG, S. M., JEON, S. J., LIM, Y. J., LIM, J.-S., CHOI, B.-S., CHOI, I.-Y., YU, J. H., NA, K.-I., CHO, E.-H., SHIN, S.-S., PARK, Y. K., KIM, C.-K., KIM, H.-J. & RYOO, S. W. 2013. Complete genome sequence of *Mycobacterium bovis* BCG Korea, the Korean vaccine strain for substantial production. *Genome Announcements*, 1, e00069-13.
- KALLIMANIS, A., KARABIKA, E., MAVROMATIS, K., LAPIDUS, A., LABUTTI, K. M., LIOLIOS, K., IVANOVA, N., GOODWIN, L., WOYKE, T. & VELENTZAS, A. D. 2011. Complete genome sequence of *Mycobacterium* sp. strain (Spyr1) and reclassification to *Mycobacterium gilvum* Spyr1. *Standards in Genomic Sciences*, 5, 144.
- KANNAN, R. R., INIYAN, A. M. & VINCENT, S. G. P. 2014. Production of a compound against methicillin resistant *Staphylococcus aureus* (MRSA) from *Streptomyces rubrolavendulae* ICN3 and its evaluation in zebrafish embryos. *The Indian Journal of Medical Research*, 139, 913.
- KIM, B.-J., CHOI, B.-S., CHOI, I.-Y., LEE, J.-H., CHUN, J., HONG, S.-H., KOOK, Y.-H. & KIM, B.-J. 2012a. Complete genome sequence of *Mycobacterium intracellulare* clinical strain MOTT-36Y, belonging to the INT5 genotype. *Journal of Bacteriology*, 194, 4141-4142.
- KIM, B.-J., CHOI, B.-S., LIM, J.-S., CHOI, I.-Y., LEE, J.-H., CHUN, J., KOOK, Y.-H. & KIM, B.-J. 2012b. Complete genome sequence of *Mycobacterium intracellulare* clinical strain MOTT-02. *Journal of Bacteriology*, 194, 2771-2771.
- KIM, B.-J., CHOI, B.-S., LIM, J.-S., CHOI, I.-Y., LEE, J.-H., CHUN, J., KOOK, Y.-H. & KIM, B.-J. 2012c. Complete genome sequence of *Mycobacterium intracellulare* strain ATCC 13950T. *Journal of Bacteriology*, 194, 2750-2750.

- KIM, B.-J., KIM, B.-R., HONG, S.-H., SEOK, S.-H., KOOK, Y.-H. & KIM, B.-J. 2013. Complete genome sequence of *Mycobacterium massiliense* clinical strain Asan 50594, belonging to the Type II genotype. *Genome Announcements*, 1, e00429-13.
- KIM, M.-K., PARK, H. & OH, T.-J. 2014. Antibacterial and antioxidant potential of polar microorganisms isolated from Antarctic lichen *Psoroma* sp. *African Journal of Microbiology Research*, 8, 3529-3535.
- KLINGENBERG, M. 1958. Pigments of rat liver microsomes. *Arch Biochem Biophys*, 75, 376-86.
- LAMB, D. C., LEI, L., WARRILOW, A. G., LEPESHEVA, G. I., MULLINS, J. G., WATERMAN, M. R. & KELLY, S. L. 2009. The first virally encoded cytochrome p450. *J Virol*, 83, 8266-9.
- LAMB, D. C., WATERMAN, M. R., KELLY, S. L. & GUENGERICH, F. P. 2007. Cytochromes P450 and drug discovery. *Current Opinion in Biotechnology*, 18, 504-512.
- LATENDRESSE, M., KRUMMENACKER, M., TRUPP, M. & KARP, P. D. 2012. Construction and completion of flux balance models from pathway databases. *Bioinformatics*, 28, 388-96.
- LEIPOLDT, F., ZEYHLE, P., KULIK, A., KALINOWSKI, J., HEIDE, L. & KAYSSER, L. 2015. Diversity of ABBA prenyltransferases in marine *Streptomyces* sp. CNQ-509: promiscuous enzymes for the biosynthesis of mixed terpenoid compounds. *PLoS One*, 10, e0143237.
- LI, L., BANNANTINE, J. P., ZHANG, Q., AMONSIN, A., MAY, B. J., ALT, D., BANERJI, N., KANJILAL, S. & KAPUR, V. 2005. The complete genome sequence of *Mycobacterium avium* subspecies *paratuberculosis*. *Proceedings of the National Academy of Sciences of the United States of America*, 102, 12344-12349.

- LIAO, Y. C., TSAI, M. H., CHEN, F. C. & HSIUNG, C. A. 2012. GEMSiRV: a software platform for GENome-scale metabolic model simulation, reconstruction and visualization. *Bioinformatics*, 28, 1752-8.
- MADHAVILATHA, G., JOSEPH, B. V., PAUL, L. K., KUMAR, R. A., HARIHARAN, R. & MUNDAYOOR, S. 2012. Whole-genome sequences of two clinical isolates of *Mycobacterium tuberculosis* from Kerala, South India. *Journal of Bacteriology*, 194, 4430.
- MATSUMOTO, S., KOUCHI, M., FUKUI, H. & UEDA, Y. Phylogenetic analyses of the subgenus Eurosa using the ITS nrDNA sequence. *XXV International Horticultural Congress, Part 11: Application of Biotechnology and Molecular Biology and Breeding- Gene 521*, 1998. 193-202.
- MCMURRY, J. E. 2014. Organic chemistry with biological applications. *In: Secondary metabolites: An introduction to natural products chemistry*, Stamford, USA: Cengage Learning.
https://www.cengage.com/resource_uploads/downloads/0495015253_60174.pdf.
- MEDEMA, M. H. 2018. Computational genomics of specialized metabolism: from natural product discovery to microbiome ecology. *mSystems*, 3, e00182-17.
- MEDEMA, M. H., KOTTMANN, R., YILMAZ, P., CUMMINGS, M., BIGGINS, J. B., BLIN, K., DE BRUIJN, I., CHOOI, Y. H., CLAESEN, J., COATES, R. C., CRUZ-MORALES, P., DUDELA, S., DUSTERHUS, S., EDWARDS, D. J., FEWER, D. P., GARG, N., GEIGER, C., GOMEZ-ESCRIBANO, J. P., GREULE, A., HADJITHOMAS, M., HAINES, A. S., HELFRICH, E. J., HILLWIG, M. L., ISHIDA, K., JONES, A. C., JONES, C. S., JUNGSMANN, K., KEGLER, C., KIM, H. U., KOTTER, P., KRUG, D., MASSCHELEIN, J., MELNIK, A. V., MANTOVANI, S. M., MONROE, E. A., MOORE,

- M., MOSS, N., NUTZMANN, H. W., PAN, G., PATI, A., PETRAS, D., REEN, F. J., ROSCONI, F., RUI, Z., TIAN, Z., TOBIAS, N. J., TSUNEMATSU, Y., WIEMANN, P., WYCKOFF, E., YAN, X., YIM, G., YU, F., XIE, Y., AIGLE, B., APEL, A. K., BALIBAR, C. J., BALSUS, E. P., BARONA-GOMEZ, F., BECHTHOLD, A., BODE, H. B., BORRIS, R., BRADY, S. F., BRAKHAGE, A. A., CAFFREY, P., CHENG, Y. Q., CLARDY, J., COX, R. J., DE MOT, R., DONADIO, S., DONIA, M. S., VAN DER DONK, W. A., DORRESTEIN, P. C., DOYLE, S., DRIESSEN, A. J., EHLING-SCHULZ, M., ENTIAN, K. D., FISCHBACH, M. A., GERWICK, L., GERWICK, W. H., GROSS, H., GUST, B., HERTWECK, C., HOFTE, M., JENSEN, S. E., JU, J., KATZ, L., KAYSSER, L., KLASSEN, J. L., KELLER, N. P., KORMANEC, J., KUIPERS, O. P., KUZUYAMA, T., KYRPIDES, N. C., KWON, H. J., LAUTRU, S., LAVIGNE, R., LEE, C. Y., LINQUAN, B., LIU, X., LIU, W., *et al.* 2015. Minimum information about a biosynthetic gene cluster. *Nat Chem Biol*, 11, 625-31.
- MIYOSHI-AKIYAMA, T., MATSUMURA, K., IWAI, H., FUNATOGAWA, K. & KIRIKAE, T. 2012. Complete annotated genome sequence of *Mycobacterium tuberculosis* Erdman. *Journal of Bacteriology*, 194, 2770.
- MOHAN, A., PADIADPU, J., BALONI, P. & CHANDRA, N. 2015. Complete genome sequences of a *Mycobacterium smegmatis* laboratory strain (MC² 155) and Isoniazid-resistant (4XR1/R2) mutant strains. *Genome Announcements*, 3, e01520-14.
- MONOT, M., HONORÉ, N., GARNIER, T., ZIDANE, N., SHERAFI, D., PANIZ-MONDOLFI, A., MATSUOKA, M., TAYLOR, G. M., DONOGHUE, H. D. & BOUWMAN, A. 2009.

- Comparative genomic and phylogeographic analysis of *Mycobacterium leprae*. *Nature Genetics*, 41, 1282.
- MYRONOVSKIY, M., TOKOVENKO, B., MANDERSCHIED, N., PETZKE, L. & LUZHETSKYY, A. 2013. Complete genome sequence of *Streptomyces fulvissimus*. *Journal of Biotechnology*, 168, 117-118.
- NANTHINI, J., CHIA, K.-H., THOTTATHIL, G. P., TAYLOR, T. D., KONDO, S., NAJIMUDIN, N., BAYBAYAN, P., SINGH, S. & SUDESH, K. 2015. Complete genome sequence of *Streptomyces* sp. strain CFMR 7, a natural rubber degrading actinomycete isolated from Penang, Malaysia. *Journal of Biotechnology*, 214, 47-48.
- NARAYANAN, S. & DESHPANDE, U. 2013. Whole-genome sequences of four clinical isolates of *Mycobacterium tuberculosis* from Tamil Nadu, south India. *Genome Announcements*, 1.
- NELSON, D. R. 1998. Cytochrome P450 nomenclature. *Methods Mol Biol*, 107, 15-24.
- NELSON, D. R. 2006. Cytochrome P450 nomenclature, 2004. *Methods Mol Biol*, 320, 1-10.
- NELSON, D. R. 2018. Cytochrome P450 diversity in the tree of life. *Biochim Biophys Acta Proteins Proteom*, 1866, 141-154.
- NELSON, D. R., KAMATAKI, T., WAXMAN, D. J., GUENGERICH, F. P., ESTABROOK, R. W., FEYEREISEN, R., GONZALEZ, F. J., COON, M. J., GUNSALUS, I. C., GOTOH, O. & ET AL. 1993. The P450 superfamily: update on new sequences, gene mapping, accession numbers, early trivial names of enzymes, and nomenclature. *DNA Cell Biol*, 12, 1-51.

- NÚÑEZ, L. E., MÉNDEZ, C., BRAÑA, A. F., BLANCO, G. & SALAS, J. A. 2003. The biosynthetic gene cluster for the β -lactam carbapenem thienamycin in *Streptomyces cattleya*. *Chemistry & Biology*, 10, 301-311.
- OHNISHI, Y., ISHIKAWA, J., HARA, H., SUZUKI, H., IKENOYA, M., IKEDA, H., YAMASHITA, A., HATTORI, M. & HORINOUCHE, S. 2008. Genome sequence of the streptomycin-producing microorganism *Streptomyces griseus* IFO 13350. *Journal of Bacteriology*, 190, 4050-4060.
- OMURA, T. 2011. Recollection of the early years of the research on cytochrome P450. *Proc Jpn Acad Ser B Phys Biol Sci*, 87, 617-40.
- OMURA, T. & SATO, R. 1962. A new cytochrome in liver microsomes. *J Biol Chem*, 237, 1375-6.
- ORDUÑA, P., CEVALLOS, M. A., DE LEÓN, S. P., ARVIZU, A., HERNÁNDEZ-GONZÁLEZ, I. L., MENDOZA-HERNÁNDEZ, G. & LÓPEZ-VIDAL, Y. 2011. Genomic and proteomic analyses of *Mycobacterium bovis* BCG Mexico 1931 reveal a diverse immunogenic repertoire against tuberculosis infection. *BMC Genomics*, 12, 493.
- PABINGER, S., RADER, R., AGREN, R., NIELSEN, J. & TRAJANOSKI, Z. 2011. MEMOSys: Bioinformatics platform for genome-scale metabolic models. *BMC Systems Biology*, 5, 20.
- PARADKAR, A. 2013. Clavulanic acid production by *Streptomyces clavuligerus*: biogenesis, regulation and strain improvement. *The Journal of Antibiotics*, 66, 411.
- PARVEZ, M., QHANYA, L. B., MTHAKATHI, N. T., KGOSIEMANG, I. K., BAMAL, H. D., PAGADALA, N. S., XIE, T., YANG, H., CHEN, H., THERON, C. W., MONYAKI, R., RASELEMANE, S. C., SALEWE, V., MONGALE, B. L., MATOWANE, R. G., ABDALLA, S. M., BOOI, W. I., VAN WYK, M., OLIVIER, D., BOUCHER, C. E.,

- NELSON, D. R., TUSZYNSKI, J. A., BLACKBURN, J. M., YU, J. H., MASHELE, S. S., CHEN, W. & SYED, K. 2016. Molecular evolutionary dynamics of cytochrome P450 monooxygenases across kingdoms: Special focus on mycobacterial P450s. *Sci Rep*, 6, 33099.
- PESCHKE, U., SCHMIDT, H., ZHANG, H. Z. & PIEPERSBERG, W. 1995. Molecular characterization of the lincomycin-production gene cluster of *Streptomyces lincolnensis* 78-11. *Molecular Microbiology*, 16, 1137-1156.
- PITKANEN, E., JOUHTEN, P., HOU, J., SYED, M. F., BLOMBERG, P., KLUDAS, J., OJA, M., HOLM, L., PENTTILA, M., ROUSU, J. & ARVAS, M. 2014. Comparative genome-scale reconstruction of gapless metabolic networks for present and ancestral species. *PLoS Comput Biol*, 10, e1003465.
- PODUST, L. M. & SHERMAN, D. H. 2012. Diversity of P450 enzymes in the biosynthesis of natural products. *Nat Prod Rep*, 29, 1251-66.
- PULLAN, S. T., CHANDRA, G., BIBB, M. J. & MERRICK, M. 2011. Genome-wide analysis of the role of GlnR in *Streptomyces venezuelae* provides new insights into global nitrogen regulation in actinomycetes. *BMC Genomics*, 12, 175.
- QUADRI, L. E. 2014. Biosynthesis of mycobacterial lipids by polyketide synthases and beyond. *Crit Rev Biochem Mol Biol*, 49, 179-211.
- REBETS, Y., OSTASH, B., LUZHETSKYY, A., HOFFMEISTER, D., BRAŇA, A., MENDEZ, C., SALAS, J., BECHTHOLD, A. & FEDORENKO, V. 2003. Production of landomycins in *Streptomyces globisporus* 1912 and *S. cyanogenus* S136 is regulated by genes encoding putative transcriptional activators. *FEMS Microbiology Letters*, 222, 149-153.

- REDDY, T., RILEY, R., WYMORE, F., MONTGOMERY, P., DECAPRIO, D., ENGELS, R., GELLESCH, M., HUBBLE, J., JEN, D. & JIN, H. 2008. TB database: an integrated platform for tuberculosis research. *Nucleic Acids Research*, 37, D499-D508.
- RIPOLL, F., PASEK, S., SCHENOWITZ, C., DOSSAT, C., BARBE, V., ROTTMAN, M., MACHERAS, E., HEYM, B., HERRMANN, J.-L. & DAFFÉ, M. 2009. Non mycobacterial virulence genes in the genome of the emerging pathogen *Mycobacterium abscessus*. *PloS One*, 4, e5660.
- RONG, X., DOROGHAZI, J. R., CHENG, K., ZHANG, L., BUCKLEY, D. H. & HUANG, Y. 2013. Classification of *Streptomyces* phylogroup pratensis (Doroghazi and Buckley, 2010) based on genetic and phenotypic evidence, and proposal of *Streptomyces pratensis* sp. nov. *Systematic and Applied Microbiology*, 36, 401-407.
- RÜCKERT, C., ALBERSMEIER, A., BUSCHE, T., JAENICKE, S., WINKLER, A., FRÍÐJÓNSSON, Ó. H., HREGGVIÐSSON, G. Ó., LAMBERT, C., BADCOCK, D. & BERNAERTS, K. 2015. Complete genome sequence of *Streptomyces lividans* TK24. *Journal of Biotechnology*, 199, 21-22.
- RÜCKERT, C., SZCZEPANOWSKI, R., ALBERSMEIER, A., GOESMANN, A., IFTIME, D., MUSIOL, E. M., BLIN, K., WOHLLEBEN, W., PÜHLER, A. & KALINOWSKI, J. 2013. Complete genome sequence of the kirromycin producer *Streptomyces collinus* Tü 365 consisting of a linear chromosome and two linear plasmids. *Journal of Biotechnology*, 168, 739-740.
- RUDOLF, J. D., CHANG, C.-Y., MA, M. & SHEN, B. 2017. Cytochromes P450 for natural product biosynthesis in *Streptomyces*: sequence, structure, and function. *Natural Product Reports*, 34, 1141-1172.

- SAINI, V., RAGHUVANSHI, S., KHURANA, J. P., AHMED, N., HASNAIN, S. E., TYAGI, A. K. & TYAGI, A. K. 2012. Massive gene acquisitions in *Mycobacterium indicus pranii* provide a perspective on mycobacterial evolution. *Nucleic Acids Research*, 40, 10832-10850.
- SEKI, M., HONDA, I., FUJITA, I., YANO, I., YAMAMOTO, S. & KOYAMA, A. 2009. Whole genome sequence analysis of *Mycobacterium bovis bacillus Calmette–Guerin* (BCG) Tokyo 172: A comparative study of BCG vaccine substrains. *Vaccine*, 27, 1710-1716.
- SHETTY, P. R., BUDDANA, S. K., TATIPAMULA, V. B., NAGA, Y. V. V. & AHMAD, J. 2014. Production of polypeptide antibiotic from *Streptomyces parvulus* and its antibacterial activity. *Brazilian Journal of Microbiology*, 45, 303-312.
- SONG, Y., LIU, G., LI, J., HUANG, H., ZHANG, X., ZHANG, H. & JU, J. 2015. Cytotoxic and antibacterial angucycline-and prodigiosin-analogues from the deep-sea derived *Streptomyces* sp. SCSIO 11594. *Marine Drugs*, 13, 1304-1316.
- STINEAR, T. P., SEEMANN, T., HARRISON, P. F., JENKIN, G. A., DAVIES, J. K., JOHNSON, P. D., ABDELLAH, Z., ARROWSMITH, C., CHILLINGWORTH, T. & CHURCHER, C. 2008. Insights from the complete genome sequence of *Mycobacterium marinum* on the evolution of *Mycobacterium tuberculosis*. *Genome Research*, 18, 729-741.
- STINEAR, T. P., SEEMANN, T., PIDOT, S., FRIGUI, W., REYSSET, G., GARNIER, T., MEURICE, G., SIMON, D., BOUCHIER, C. & MA, L. 2007. Reductive evolution and niche adaptation inferred from the genome of *Mycobacterium ulcerans*, the causative agent of *Buruli ulcer*. *Genome Research*, 17, 192-200.
- SUPPLY, P., MARCEAU, M., MANGENOT, S., ROCHE, D., ROUANET, C., KHANNA, V., MAJLESSI, L., CRISCUOLO, A., TAP, J. & PAWLIK, A. 2013. Genomic analysis of

- smooth tubercle bacilli provides insights into ancestry and pathoadaptation of *Mycobacterium tuberculosis*. *Nature Genetics*, 45, 172.
- SWAINSTON, N., SMALLBONE, K., MENDES, P., KELL, D. & PATON, N. 2011. The SuBliMinaL Toolbox: automating steps in the reconstruction of metabolic networks. *J Integr Bioinform*, 8, 186.
- TAKASUKA, T. E., BOOK, A. J., LEWIN, G. R., CURRIE, C. R. & FOX, B. G. 2013. Aerobic deconstruction of cellulosic biomass by an insect-associated *Streptomyces*. *Scientific Reports*, 3, 1030.
- THIBESSARD, A., HAAS, D., GERBAUD, C., AIGLE, B., LAUTRU, S., PERNODET, J.-L. & LEBLOND, P. 2015. Complete genome sequence of *Streptomyces ambofaciens* ATCC 23877, the spiramycin producer. *Journal of Biotechnology*, 214, 117-118.
- THIRUMURUGAN, D., CHOLARAJAN, A., RAJA, S. S. & VIJAYAKUMAR, R. 2018. An introductory chapter: Secondary metabolites. *Secondary Metabolites - Sources and Applications*. IntechOpen.DOI: 10.5772/intechopen.79766.
- THOMPSON, T. B., KATAYAMA, K., WATANABE, K., HUTCHINSON, C. R. & RAYMENT, I. 2004. Structural and functional analysis of Tetracenomycin F2 Cyclase from *Streptomyces glaucescens* a type II polyketide cyclase. *Journal of Biological Chemistry*, 279, 37956-37963.
- TIAN, J., YANG, J., LI, L., RUAN, L., WEI, W., ZHENG, G., ZHAO, W., CHEN, J., JIANG, W. & GE, M. 2015. The complete genome sequence of a high pristinamycin-producing strain *Streptomyces pristinaespiralis* HCCB10218. *Journal of Biotechnology*, 214, 45-46.
- TOBIAS, N. J., DOIG, K. D., MEDEMA, M. H., CHEN, H., HARING, V., MOORE, R., SEEMANN, T. & STINEAR, T. P. 2013. Complete genome sequence of the frog pathogen

- Mycobacterium ulcerans* Ecovar Liflandii. *Journal of Bacteriology*, 195, 556-564.
- VAN BROEKHOVEN, A., SHAPIRO, F. & ANNÉ, J. 2001. *Novel frontiers in the production of compounds for biomedical use*, Springer Science & Business Media.
- VENTURA, M., CANCHAYA, C., TAUCH, A., CHANDRA, G., FITZGERALD, G. F., CHATER, K. F. & VAN SINDEREN, D. 2007. Genomics of *Actinobacteria*: tracing the evolutionary history of an ancient phylum. *Microbiol Mol Biol Rev*, 71, 495-548.
- VICTOR, T. C., DE HAAS, P. E., JORDAAN, A. M., VAN DER SPUY, G. D., RICHARDSON, M., VAN SOOLINGEN, D., VAN HELDEN, P. D. & WARREN, R. 2004. Molecular characteristics and global spread of *Mycobacterium tuberculosis* with a western cape F11 genotype. *Journal of Clinical Microbiology*, 42, 769-772.
- WANG, H., LI, C., ZHANG, B., HE, H., JIN, P., WANG, J., ZHANG, J., WANG, X. & XIANG, W. 2015a. Complete genome sequence of *Streptomyces cyaneogriseus* ssp. noncyanogenus, the thermotolerant producer of commercial antibiotics nemadectin. *Journal of Biotechnology*, 204, 1-2.
- WANG, L., GAO, C., TANG, N., HU, S. & WU, Q. 2015b. Identification of genetic variations associated with epsilon-poly-lysine biosynthesis in *Streptomyces albulus* ZPM by genome sequencing. *Scientific Reports*, 5, 9201.
- WEBER, T., BLIN, K., DUDELA, S., KRUG, D., KIM, H. U., BRUCCOLERI, R., LEE, S. Y., FISCHBACH, M. A., MULLER, R., WOHLLEBEN, W., BREITLING, R., TAKANO, E. & MEDEMA, M. H. 2015. antiSMASH 3.0-a comprehensive resource for the genome mining of biosynthetic gene clusters. *Nucleic Acids Res*, 43, W237-43.

- WENDT-PIENKOWSKI, E., HUANG, Y., ZHANG, J., LI, B., JIANG, H., KWON, H., HUTCHINSON, C. R. & SHEN, B. 2005. Cloning, sequencing, analysis, and heterologous expression of the Fredericamycin biosynthetic gene cluster from *Streptomyces g riseus*. *Journal of the American Chemical Society*, 127, 16442-16452.
- WIBBERG, D., AL-DILAIMI, A., BUSCHE, T., WEDDERHOFF, I., SCHREMPF, H., KALINOWSKI, J. & DE ORUÉ LUCANA, D. O. 2016. Complete genome sequence of *Streptomyces reticuli*, an efficient degrader of crystalline cellulose. *Journal of Biotechnology*, 222, 13-14.
- WITT, D. & STACKEBRANDT, E. 1990. Unification of the genera *Streptoverticillum* and *Streptomyces*, and amendment of *Streptomyces Waksman* and *Henrici* 1943, 339AL. *Systematic and Applied Microbiology*, 13, 361-371.
- WU, H., LI, J., DONG, D., LIU, T., ZHANG, T., ZHANG, D. & LIU, W. 2015. Heterologous coexpression of *Vitreoscilla* hemoglobin and *Bacillus megaterium* glucanase in *Streptomyces lydicus* A02 enhanced its production of antifungal metabolites. *Enzyme and Microbial Technology*, 81, 80-87.
- WU, L., CHEN, G. & FENG, G. 2017. Complete genome sequence of *Streptomyces griseochromogenes* ATCC 14511T, a producer of nucleoside compounds and diverse secondary metabolites. *Journal of Biotechnology*, 249, 16-19.
- XU, J., WANG, Y., XIE, S.-J., XU, J., XIAO, J. & RUAN, J.-S. 2009. *Streptomyces xiamenensis* sp. nov., isolated from mangrove sediment. *International Journal of Systematic and Evolutionary Microbiology*, 59, 472-476.
- YAMAZAKI, H. 2014. *Fifty years of Cytochrome P450 research*, Japan, Springer Japan.

- YUAN, W. M. & CRAWFORD, D. L. 1995. Characterization of *Streptomyces lydicus* WYEC108 as a potential biocontrol agent against fungal root and seed rots. *Appl. Environ. Microbiol.*, 61, 3119-3128.
- YURKOVICH, M. E., TYRAKIS, P. A., HONG, H., SUN, Y., SAMBORSKYY, M., KAMIYA, K. & LEADLAY, P. F. 2012. A late-stage intermediate in salinomycin biosynthesis is revealed by specific mutation in the biosynthetic gene cluster. *ChemBioChem*, 13, 66-71.
- ZABURANNYI, N., RABYK, M., OSTASH, B., FEDORENKO, V. & LUZHETSKYY, A. 2014. Insights into naturally minimised *Streptomyces albus* J1074 genome. *BMC genomics*, 15, 97.
- ZHANG, Y., CHEN, C., LIU, J., DENG, H., PAN, A., ZHANG, L., ZHAO, X., HUANG, M., LU, B. & DONG, H. 2011a. Complete genome sequences of *Mycobacterium tuberculosis* strains CCDC5079 and CCDC5080, which belong to the Beijing family. *Journal of Bacteriology*, 193, 5591-2.
- ZHANG, Z.-Y., SUN, Z.-Q., WANG, Z.-L., WEN, Z.-L., SUN, Q.-W., ZHU, Z.-Q., SONG, Y.-Z., ZHAO, J.-W., WANG, H.-H., ZHANG, S.-L. & GUO, X.-K. 2011b. Complete genome sequence of a novel clinical isolate, the nontuberculous *Mycobacterium* strain JDM601. *Journal of Bacteriology*, 193, 4300-4301.
- ZHOU, G., YANG, H., ZHOU, H., WANG, C., FU, F., YU, Y., LU, X. & TIAN, Y. 2016. Complete genome sequence of the *Streptomyces* sp. strain CdTB01, a bacterium tolerant to cadmium. *Journal of Biotechnology*, 229, 42-43.
- ZHU, H.-H., GUO, J., YAO, Q., YANG, S.-Z., DENG, M.-R., HANH, V. T. & RYAN, M. J. 2007. *Streptomyces vietnamensis* sp. nov., a *Streptomyces* with violet–blue diffusible

pigment isolated from soil in Vietnam. *International Journal of Systematic and Evolutionary Microbiology*, 57, 1770-1774.

CHAPTER 3: METHODOLOGY

3.1. Species and database

In total 60 *Mycobacterial* species and 48 *Streptomyces* species' genomes available for public use from the Kyoto Encyclopedia of Genes and Genomes (KEGG) (Kanehisa *et al.*, 2016) were used in this study (Table 3.1). *Mycobacterial* species and *Streptomyces* species used in this study, along with their names, species codes and individual genome IDs, were presented in Table 3.1.

Table 3. 1 Information on mycobacterial species and *Streptomyces* species used in the study. Species names, codes, and genome IDs (from NCBI) were listed in the table.

Species name	Species code	Genome ID
Mycobacterial species		
<i>Mycobacterium africanum</i> GM041182	maf	FR878060
<i>Mycobacterium tuberculosis</i> C	mt0	CP002992
<i>Mycobacterium tuberculosis</i> F11	mtf	CP000717
<i>Mycobacterium tuberculosis</i> H37Ra	mra	CP000611
<i>Mycobacterium tuberculosis</i> H37Rv	mtu	NC_000962
<i>Mycobacterium tuberculosis</i> Haarlem	mtul	CP001664
<i>Mycobacterium tuberculosis</i> KZN 1435	mtb	CP001658
<i>Mycobacterium tuberculosis</i> KZN 605	mtz	CP001976
<i>Mycobacterium tuberculosis</i> KZN 4207	mtk	CP001662

<i>Mycobacterium tuberculosis</i> RGTB327	mtg	CP003233
<i>Mycobacterium tuberculosis</i> CDC1551	mtc	AE000516
<i>Mycobacterium tuberculosis</i> strains CCDC5079	mte	CP001641
<i>Mycobacterium tuberculosis</i> 7199-99	mtub	HE663067
<i>Mycobacterium tuberculosis</i> Beijing/NITR203	mtj	CP005082
<i>Mycobacterium tuberculosis</i> CAS/NITR204	mtuc	CP005386
<i>Mycobacterium tuberculosis</i> EAI5	mtx	CP006578
<i>Mycobacterium tuberculosis</i> EAI5/NITR206	mtuh	CP004886
<i>Mycobacterium tuberculosis</i> Erdman=ATCC 35801	mtn	AP012340
<i>Mycobacterium tuberculosis</i> UT205	mtd	HE608151
<i>Mycobacterium canetti</i> CIPT 140010059	mce	HE572590
<i>Mycobacterium canetti</i> CIPT 140060008	mcq	FO203507
<i>Mycobacterium canetti</i> CIPT 140710010	mcx	FO203509
<i>Mycobacterium bovis</i> AF 2122/97	mbo	NC_002945
<i>Mycobacterium bovis</i> BCG Pasteur 1173P2	mbb	AM408590
<i>Mycobacterium bovis</i> BCG Korea 1168P	mbk	CP003900
<i>Mycobacterium bovis</i> BCG Mexico	mbm	CP002095
<i>Mycobacterium bovis</i> BCG Toyko 172	mbt	AP010918
<i>Mycobacterium abscessus</i> ATCC 19977	mab	NC_010397
<i>Mycobacterium abscessus</i> subsp. <i>bolletti</i> 50594	mabb	CP004374
<i>Mycobacterium abscessus</i> 47J26	mabl	AP014547
<i>Mycobacterium abscessus</i> 103	maz	CP009408
<i>Mycobacterium abscessus</i> subsp. <i>bolletti</i> MA 1948	may	CP009408

<i>Mycobacterium abscessus</i> VO6705	mys	CP009615
<i>Mycobacterium Avium</i> 104	mav	CP000479
<i>Mycobacterium Avium</i> subsp. <i>paratuberculosis</i> K10	mpa	AE016958
<i>Mycobacterium avium</i> subsp. <i>paratuberculosis</i> MAP4	mao	CP005928
<i>Mycobacterium intracellulare</i> ATCC 13950	mia	CP003322
<i>Mycobacterium intracellulare</i> MOTT-02	mit	CP003323
<i>Mycobacterium intracellulare</i> MOTT-64	mie	CP009499
<i>Mycobacterium intracellulare</i> MOTT-36Y	mmm	CP003491
<i>Mycobacterium indicus pranii</i> MTCC 9506	mid	CP002275
<i>Mycobacterium</i> sp.JDM601	myv	CP009914
<i>Mycobacterium liflandi</i> 128FXT	mli	CP003899
<i>Mycobacterium marinum</i>	mmae	HG917972
<i>Mycobacterium massiliense</i>	mmal	CP023147
<i>Mycobacterium kansasii</i> ATCC 12478	mmv	CP003699
<i>Mycobacterium vanbaalenii</i> PYR-1	mva	CP000511
<i>Mycobacterium smegmatis</i> MC2 155	msb	CP009494
<i>Mycobacterium chubuense</i> NBB4	mcb	CP003053
<i>Mycobacterium gilvum</i> PYR-GCK	mgi	CP000656
<i>Mycobacterium gilvum</i> Spyr1	msh	CP002385
<i>Mycobacterium smegmatis</i> JS623	msa	CP003078
<i>Mycobacterium rhodesiae</i>	mrh	CP003169
<i>Mycobacterium neoaurum</i> VKM Ac-18150	mne	CP006936

<i>Streptomyces</i> species		
<i>Streptomyces coelicolor</i>	sco	NC_003888
<i>Streptomyces avermitilis</i> MA-4680	sma	BA000030
<i>Streptomyces griseus</i> _NBRC_13350	sgr	AP009493
<i>Streptomyces globisporus</i>	sgb	CP013738
<i>Streptomyces scabiei</i> 87.22	scb	FN554889
<i>Streptomyces</i> sp. <i>Sirex</i> AA-E	ssx	CP002993
<i>Streptomyces violaceusniger</i> Tu 4113	svl	CP002994
<i>Streptomyces cattleya</i> NRRL 8057	sct	FQ859185
<i>Streptomyces cattleya</i> NRRL 8058 = DSM 46488	scy	CP003219
<i>Streptomyces pratensis/flavogriseus</i> IAF 45	sfa	CP002475
<i>Streptomyces bingchengensis</i>	sbh	CP002047
<i>Streptomyces hygrosopicus subsp. jinggangensis</i> 5008	shy	CP003275
<i>Streptomyces hygrosopicus subsp. jinggangensis</i> TL01	sho	CP003720
<i>Streptomyces venezuelae</i>	sve	FR845719

<i>Streptomyces davawensis</i>	sdv	HE971709
<i>Streptomyces albus</i> J1074	salb	CP004370
<i>Streptomyces albus</i> DSM 41398	sals	CP010519
<i>Streptomyces</i> sp. PAMC 26508	strp	CP003990
<i>Streptomyces fulvissimus</i>	sfi	CP005080
<i>Streptomyces collinus</i>	sci	CP006259
<i>Streptomyces rapamycinicus</i>	src	CP006567
<i>Streptomyces albulus</i> NK660	salu	CP007574
<i>Streptomyces albus</i> ZPM	sall	CP006871
<i>Streptomyces lividans</i>	slv	CP009124
<i>Streptomyces glaucescens</i>	sgu	CP009438
<i>Streptomyces vietnamensis</i>	svt	CP010407
<i>Streptomyces</i> sp. 769	stre	CP003987
<i>Streptomyces cyaneogriseus</i>	scw	CP010849
<i>Streptomyces lydicus</i> A02	sld	CP007699
<i>Streptomyces xiamenensis</i> 318	sxi	CP009922

<i>Streptomyces</i> sp. Mg1	strm	CP011664
<i>Streptomyces</i> sp. CNQ-509	strc	CP011492
<i>Streptomyces ambofaciens</i>	samb	CP012382
<i>Streptomyces pristinaespiralis</i> HCCB 10218	spri	CP011340
<i>Streptomyces</i> sp. CFMR 7	scz	CP011522
<i>Streptomyces</i> sp. CdTB01	scx	CP013743
<i>Streptomyces reticuli</i>	srw	LN997842
<i>Streptomyces</i> sp. 4F	strf	CP013142
<i>Streptomyces leeuwenhoekii</i> C34(2013)	sle	LN831790
<i>Streptomyces rubrolavendulae</i>	srn	CP017316
<i>Streptomyces parvulus</i>	spav	CP015866
<i>Streptomyces lydicus</i> 103	slc	CP017157
<i>Streptomyces</i> sp. SAT1	strt	CP015849
<i>Streptomyces clavuligerus</i>	sclf	CP016559
<i>Streptomyces griseochromogenes</i>	sgs	CP016279
<i>Streptomyces</i> sp. S10(2016)	stsi	CP015098

<i>Streptomyces lincolnensis</i>	sls	CP016438
<i>Streptomyces noursei</i>	snr	CP011533

3.2. Secondary metabolite biosynthetic gene clusters analysis

Secondary metabolite BGCs analysis was carried out following the method described elsewhere (Mthethwa *et al.*, 2018). Briefly, individual *Streptomyces* species' and mycobacterial species' genome IDs from NCBI (Table 3.1) were submitted to antibiotics and Secondary Metabolite Analysis Shell (anti-SMASH) (Weber *et al.*, 2015) for identification of secondary metabolite BGCs. Results from anti-SMASH were downloaded both in the form of gene cluster sequences and Excel spreadsheets representing species-wise cluster information. Standard gene cluster abbreviation terminology available on the anti-SMASH database (Weber *et al.*, 2015) was maintained in this study.

3.3. Identification of P450s in biosynthetic gene clusters

Individual gene-cluster sequences were manually checked for the presence of P450s. Once a P450 had been identified, the sequence was selected and BLAST analysis was performed at the P450 BLAST server (<https://ksyed.weebly.com/p450-blast.html>) to identify its name as annotated by the International P450 nomenclature committee (Nelson, 1998, Nelson, 2006). Based on the percentage identity to the named homolog P450, i.e. >40% amino acid identity and >55% amino acid identity, P450s were grouped under the same family and the same subfamily (Nelson, 1998, Nelson, 2006). P450s that had less than 40% and 55% amino acid identity to the named homolog P450s were assigned to new P450 families and new P450 subfamilies. Some mycobacterial species

and *Streptomyces* species P450s were annotated and made available at the P450 BLAST server (<https://ksyed.weebly.com/p450-blast.html>). In this case, the same nomenclature for P450s was continued.

References

- KANEHISA, M., SATO, Y., KAWASHIMA, M., FURUMICHI, M. & TANABE, M. 2016. KEGG as a reference resource for gene and protein annotation. *Nucleic Acids Res*, 44, D457-62.
- MTHETHWA, B. C., CHEN, W., NGWENYA, M. L., KAPPO, A. P., SYED, P. R., KARPOORMATH, R., YU, J. H., NELSON, D. R. & SYED, K. 2018. Comparative analyses of Cytochrome P450s and those associated with secondary metabolism in *Bacillus* species. *Int J Mol Sci*, 19.
- NELSON, D. R. 1998. Cytochrome P450 nomenclature. *Methods Mol Biol*, 107, 15-24.
- NELSON, D. R. 2006. Cytochrome P450 nomenclature, 2004. *Methods Mol Biol*, 320, 1-10.
- WEBER, T., BLIN, K., DUDELA, S., KRUG, D., KIM, H. U., BRUCCOLERI, R., LEE, S. Y., FISCHBACH, M. A., MULLER, R., WOHLLEBEN, W., BREITLING, R., TAKANO, E. & MEDEMA, M. H. 2015. antiSMASH 3.0-a comprehensive resource for the genome mining of biosynthetic gene clusters. *Nucleic Acids Res*, 43, W237-43.

CHAPTER 4: RESULTS AND DISCUSSION

4.1. *Streptomyces* species have a large and diverse number of secondary metabolite biosynthetic gene clusters

Streptomyces species are well known for producing chemically diverse secondary metabolites (Hwang *et al.*, 2014) Because of this ability one can expect the presence of a large number of secondary metabolite BGCs in *Streptomyces* species. As anticipated, genome-wide analysis revealed the presence of a large and diverse number of secondary metabolite BGCs in *Streptomyces* species compared to mycobacteria species (Figures 4.1-4.3). Almost double the number of secondary metabolite BGCs and eight times the types of BGCs were found in 48 *Streptomyces* species compared to mycobacterial species (Figure 4.1). In total 1 461 secondary metabolite BGCs belonging to 159 types were found in 48 *Streptomyces* species compared to 898 secondary metabolite BGCs belonging to only 18 types found in 60 mycobacterial species (Figure 4.1). The average number of secondary metabolite BGCs was found to be double in *Streptomyces* species (30) compared to mycobacterial species (15) (Figure 4.2). Among *Streptomyces* species, *S. griseochromogenes* has the highest number of secondary metabolite BGCs (49) and *Streptomyces* sp. 4F has the lowest number of secondary metabolite BGCs (19) in their genomes (Figure 4.2A). *M. marinum* has the highest number of secondary metabolite BGCs (29) and two strains of *M. leprae* have the lowest number of secondary metabolite BGCs (five each) in their genomes (Figure 4.2B). Detailed information on secondary metabolite BGCs found in each of the species belonging to the genera *Streptomyces* and *Mycobacterium* is presented in Table 4.1.

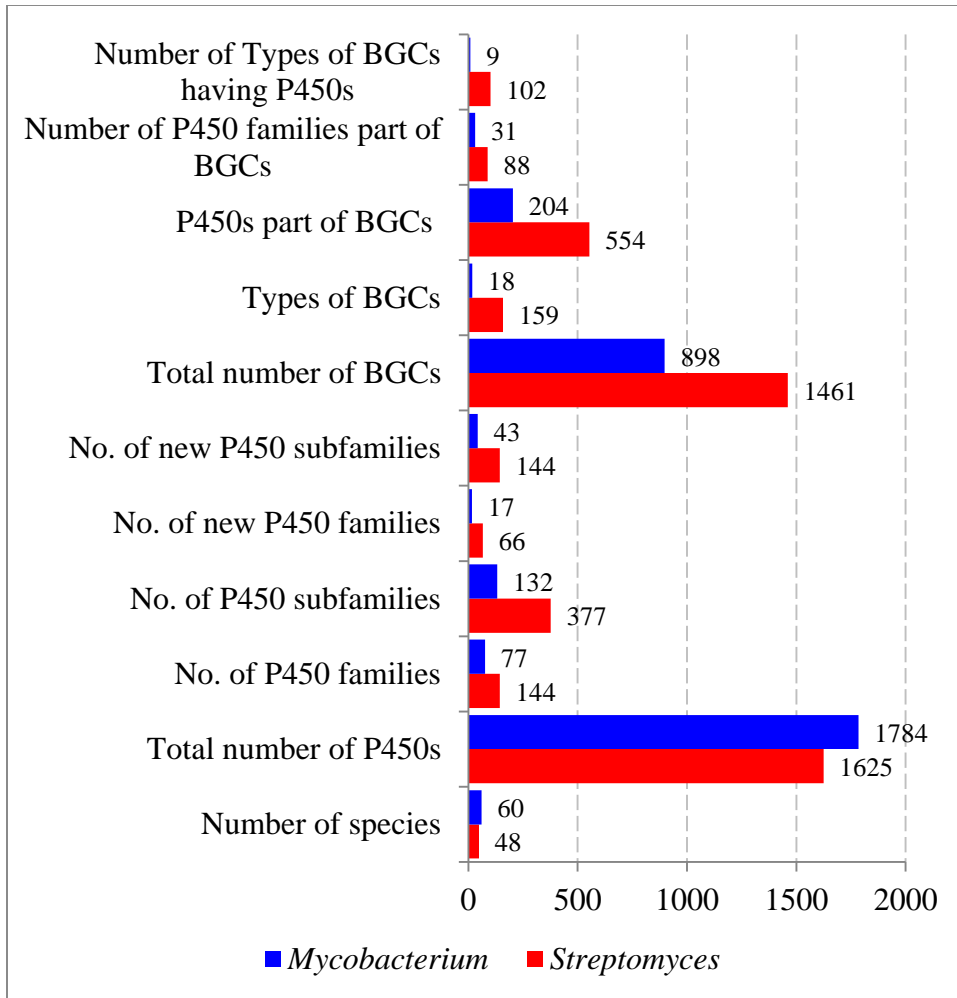


Figure 4. 1 Comparative analysis of key features of P450s between the genera *Streptomyces* and *Mycobacterium*. Y-axis indicates the count for each of the key features

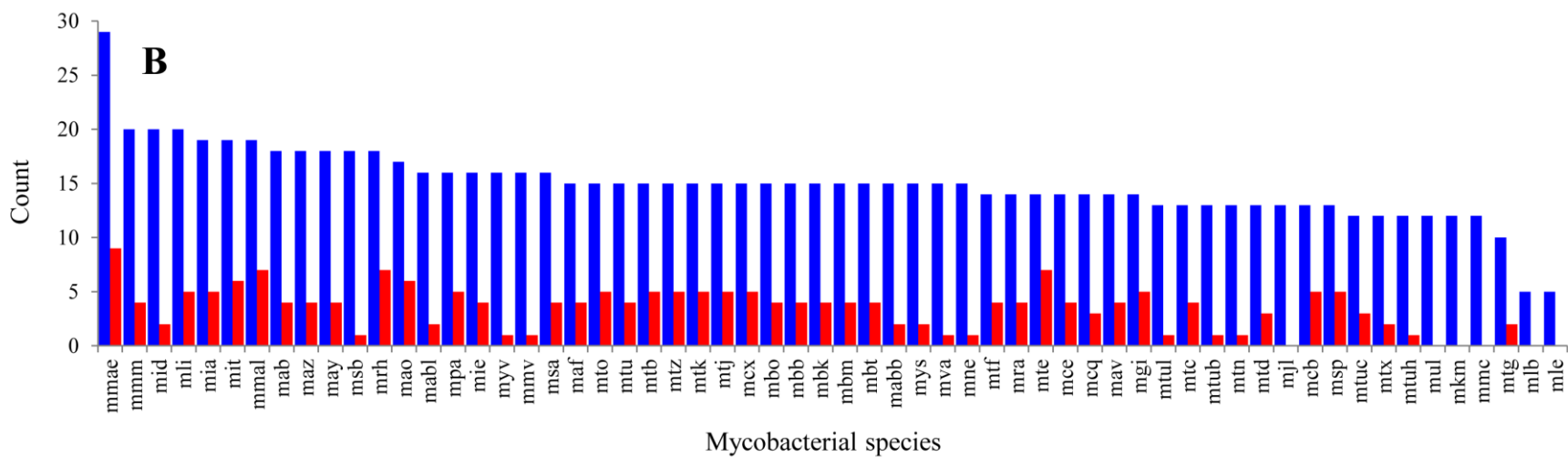
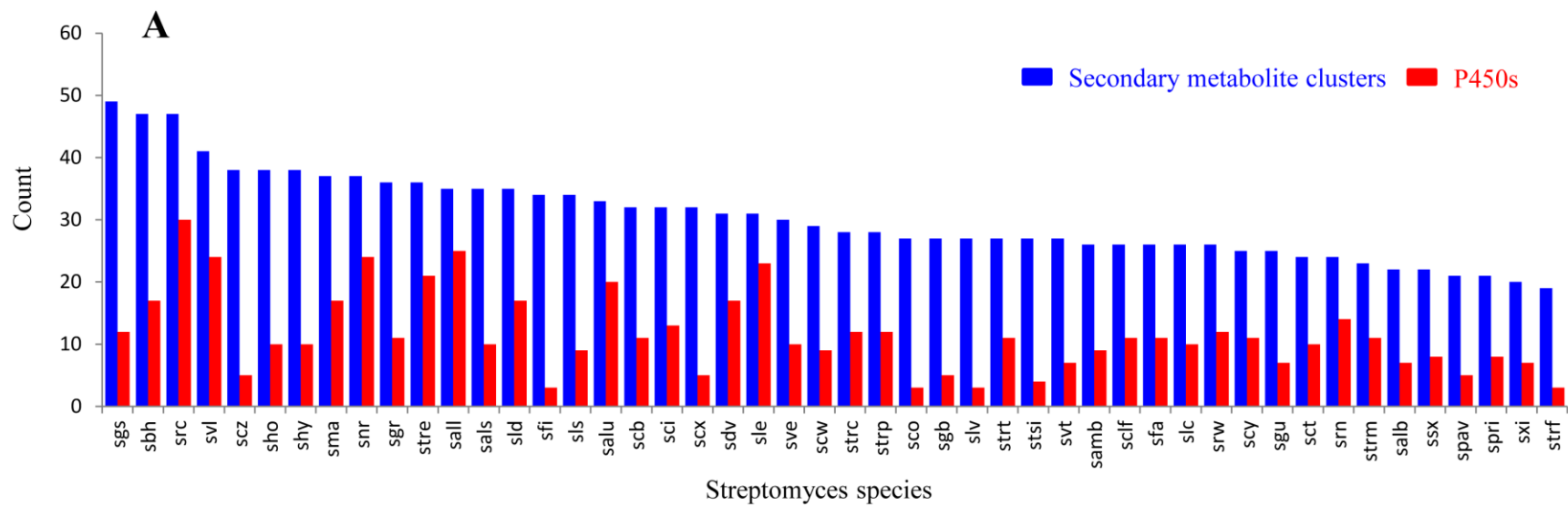


Figure 4. 2 Comparative analysis of secondary metabolite BGCs and P450s associated with secondary metabolite BGCs in *Streptomyces* species (A) and mycobacterial species (B). Detailed information on secondary metabolite BGCs in *Streptomyces* species and mycobacterial species is presented in Table 4.1.

Table 4. 1 Secondary metabolite biosynthetic gene clusters and P450 analysis in 48 *Streptomyces* species and 60 mycobacterial species. The number of P450s that formed part of each cluster and their corresponding P450 names (in parenthesis) were also presented in the table. Standard gene cluster abbreviation terminology available on the anti-SMASH database (Weber *et al.*, 2015) was used in the table.

Streptomyces species

<i>Streptomyces coelicolor</i>							
Cluster	Type	From	To	Most similar known cluster	MIBiG BGC-ID	P450s	Name of the P450
Cluster 1	T1pks-Otherks	86637	139654	Leinamycin_biosynthetic_gene_cluster (2% of genes show similarity)	BGC0001101_c1		
Cluster 2	Terpene	166501	192038	Isorenieratene_biosynthetic_gene_cluster (100% of genes show similarity)	BGC0000664_c1		
Cluster 3	Lantipeptide	235986	271084	Sanglifehrin_A_biosynthetic_gene_cluster (4% of genes show similarity)	BGC0001042_c1		
Cluster 4	Nrps	493989	544920	Coelichelin_biosynthetic_gene_cluster (100% of genes show similarity)	BGC0000325_c1		
Cluster 5	Bacteriocin	791584	801799	Informateptin_biosynthetic_gene_cluster (42% of genes show similarity)	BGC0000518_c1		
Cluster 6	T3pks	1257625	1298749	Herboxidiene_biosynthetic_gene_cluster (8% of genes show similarity)	BGC0001065_c1	1	CYP158A2
Cluster 7	Ectoine	1995500	2005898	Ectoine_biosynthetic_gene_cluster (100% of genes show similarity)	BGC0000853_c1		
Cluster 8	Melanin	2939306	2949875	Lactonamycin_biosynthetic_gene_cluster (3% of genes show similarity)	BGC0000238_c1		
Cluster 9	Siderophore	3033895	3045682	Desferrioxamine_B_biosynthetic_gene_cluster (100% of genes show similarity)	BGC0000940_c1		
Cluster 10	Nrps	3523335	3603988	Calcium-dependent_antibiotic_biosynthetic_gene_cluster (90% of genes show similarity)	BGC0000315_c1		
Cluster 11	T2pks	5509801	5552424	Actinorhodin_biosynthetic_gene_cluster (100% of genes show similarity)	BGC0000194_c1		
Cluster 12	Terpene	5671016	5692101	Albaflavenone_biosynthetic_gene_cluster (100% of genes show similarity)	BGC0000660_c1	1	CYP170A1
Cluster 13	T2pks	5766945	5809487	Spore_pigment_biosynthetic_gene_cluster (66% of genes show similarity)	BGC0000271_c1		
Cluster 14	Siderophore	6335587	6347533	-	-		
Cluster 15	T1pks	6429549	6476442	Undecylprodigiosin_biosynthetic_gene_cluster (100% of genes show similarity)	BGC0001063_c1		

Cluster 16	Bacteriocin	66323 43	66436 59	-	-		
Cluster 17	Terpene	66562 19	66783 99	-	-		
Cluster 18	Siderophore	68423 15	68555 22	Enduracidin_biosynthetic_gene_cluster (8% of genes show similarity)	BGC00003 41_c1		
Cluster 19	T1pks-Butyrolactone	68712 93	69519 59	Coelimycin_biosynthetic_gene_cluster (100% of genes show similarity)	BGC00000 38_c1		
Cluster 20	Nrps	70882 64	71360 89	Nogalamycin_biosynthetic_gene_cluster (40% of genes show similarity)	BGC00002 49_c1		
Cluster 21	Lantipeptide	74096 64	74324 56	SAL-2242_biosynthetic_gene_cluster (100% of genes show similarity)	BGC00005 46_c1		
Cluster 22	Terpene	75060 17	75327 58	Hopene_biosynthetic_gene_cluster (100% of genes show similarity)	BGC00006 63_c1		
Cluster 23	T1pks-Otherks	75704 12	76185 55	Arsenopolyketides_biosynthetic_gene_cluster (100% of genes show similarity)	BGC00012 83_c1		
Cluster 24	Lantipeptide	76850 16	77097 95	-	-		
Cluster 25	Other	79734 70	80143 57	-	-		
Cluster 26	Indole	82696 37	82907 64	Ravidomycin_biosynthetic_gene_cluster (5% of genes show similarity)	BGC00002 63_c1		
Cluster 27	T3pks-Terpene-Nrps	84751 02	85583 52	Coelibactin_biosynthetic_gene_cluster (100% of genes show similarity)	BGC00003 24_c1	1	CYP105N1
<i>Streptomyces avermitilis</i> MA-4680							
Cluster 1	Terpene	76073	97080	-	-		
Cluster 2	Lasso-peptide	29046 6	31305 2	SSV-2083_biosynthetic_gene_cluster (25% of genes show similarity)	BGC00005 79_c1		
Cluster 3	T1pks	47884 6	58701 7	Filipin_biosynthetic_gene_cluster (100% of genes show similarity)	BGC00000 59_c1	2	CYP105D6; CYP105P1
Cluster 4	Nrps	73437 6	78055 2	Herbimycin_biosynthetic_gene_cluster (13% of genes show similarity)	BGC00000 74_c1	1	CYP147B1
Cluster 5	Nrps-T1pks-Otherks	95829 2	10622 69	Landepoxcin_biosynthetic_gene_cluster (11% of genes show similarity)	BGC00012 02_c1	2	CYP178A1; CYP178A3P
Cluster 6	T1pks	11178 17	12225 73	Avermectin_biosynthetic_gene_cluster (100% of genes show similarity)	BGC00000 25_c1	1	CYP171A1
Cluster 7	Terpene	12775 18	13028 28	Carotenoid_biosynthetic_gene_cluster (100% of genes show similarity)	BGC00006 33_c1		
Cluster 8	Melanin	14198 69	14302 25	Melanin_biosynthetic_gene_cluster (100% of genes show similarity)	BGC00009 08_c1		
Cluster 9	T1pks-Nrps	18758 28	19322 82	Daptomycin_biosynthetic_gene_cluster (7% of genes show similarity)	BGC00003 36_c1		
Cluster 10	Terpene	20101 91	20368 46	Hopene_biosynthetic_gene_cluster (92% of genes show similarity)	BGC00006 63_c1		
Cluster 11	Siderophore	24368 83	24499 94	Grincamycin_biosynthetic_gene_cluster (8% of genes show similarity)	BGC00002 29_c1		
Cluster 12	Terpene	26255 83	26477 60	-	-	1	CYP180A1
Cluster 13	Lasso-peptide	26608 14	26832 59	-	-		
Cluster 14	Bacteriocin	26923 34	27037 97	-	-		
Cluster 15	T1pks-Butyrolactone-Otherks	27469 68	28117 33	Chlorizidine_A_biosynthetic_gene_cluster (11% of genes show similarity)	BGC00011 72_c1		
Cluster 16	T2pks-T1pks-Otherks	28598 68	29214 83	Mannopeptimycin_biosynthetic_gene_cluster (14% of genes show similarity)	BGC00003 88_c1	2	CYP107Y1; CYP181A1
Cluster 17	Siderophore	30040 49	30161 09	-	-		
Cluster 18	T2pks	34642 32	35067 47	Spore_pigment_biosynthetic_gene_cluster (100% of genes show similarity)	BGC00002 71_c1		
Cluster 19	T1pks	35167 66	36463 47	Oligomycin_biosynthetic_gene_cluster (100% of genes show similarity)	BGC00001 17_c1	2	CYP107W1; CYP105B23

Cluster 20	Terpene	37447 25	37657 35	Pentalenolactone_biosynthetic_gene_cluster (100% of genes show similarity)	BGC00006 78_c1	1	CYP183A1
Cluster 21	Terpene	37801 28	38012 19	Albaflavone_biosynthetic_gene_cluster (100% of genes show similarity)	BGC00006 60_c1	1	CYP170A2
Cluster 22	Nrps	39103 06	39574 89	Meilingmycin_biosynthetic_gene_cluster (2% of genes show similarity)	BGC00000 93_c1		
Cluster 23	Nrps	39602 13	40123 10	Naphthomycin_biosynthetic_gene_cluster (9% of genes show similarity)	BGC00001 06_c1		
Cluster 24	Butyrolactone-Otherks	43354 59	43811 72	Herboxidiene_biosynthetic_gene_cluster (4% of genes show similarity)	BGC00010 65_c1	2	CYP107V1; CYP107U2
Cluster 25	Ladderane-Arylpolyene-Nrps	44800 84	45601 61	WS9326_biosynthetic_gene_cluster (22% of genes show similarity)	BGC00012 97_c1		
Cluster 26	Terpene	48317 82	48527 68	-	-		
Cluster 27	Siderophore	63781 81	63899 53	Desferrioxamine_B_biosynthetic_gene_cluster (100% of genes show similarity)	BGC00009 40_c1		
Cluster 28	Melanin	64951 09	65054 95	Melanin_biosynthetic_gene_cluster (100% of genes show similarity)	BGC00009 09_c1		
Cluster 29	Lassoptide	68693 86	68918 73	Pimaricin_biosynthetic_gene_cluster (11% of genes show similarity)	BGC00001 25_c1		
Cluster 30	Nrps	69032 59	69533 29	SCO-2138_biosynthetic_gene_cluster (50% of genes show similarity)	BGC00005 95_c1		
Cluster 31	Ectoine	76661 29	76765 33	Ectoine_biosynthetic_gene_cluster (100% of genes show similarity)	BGC00008 53_c1		
Cluster 32	Other	79133 26	79572 01	Pristinamycin_biosynthetic_gene_cluster (2% of genes show similarity)	BGC00009 52_c3		
Cluster 33	T3pks	84714 26	85124 84	Herboxidiene_biosynthetic_gene_cluster (8% of genes show similarity)	BGC00010 65_c1	1	CYP158A3
Cluster 34	T1pks	85336 02	85781 55	Kirromycin_biosynthetic_gene_cluster (5% of genes show similarity)	BGC00010 70_c1	1	CYP105R1
Cluster 35	Siderophore	87271 44	87408 16	-	-		
Cluster 36	T1pks-Otherks	87580 95	88097 66	Herboxidiene_biosynthetic_gene_cluster (12% of genes show similarity)	BGC00010 65_c1		
Cluster 37	Bacteriocin-Lantipeptide	89214 60	89539 08	Informatipeptin_biosynthetic_gene_cluster (100% of genes show similarity)	BGC00005 18_c1		
<i>Streptomyces griseus</i> NBRC 13350							
Cluster 1	Terpene	47111	72706	Isorenieratene_biosynthetic_gene_cluster (100% of genes show similarity)	BGC00006 64_c1		
Cluster 2	Lantipeptide	14989 6	17256 2	-	-		
Cluster 3	T1pks-Nrps	27449 0	32704 7	Daptomycin_biosynthetic_gene_cluster (7% of genes show similarity)	BGC00003 36_c1	1	CYP105D1
Cluster 4	T3pks-Nrps	46357 0	57133 0	Tetronasin_biosynthetic_gene_cluster (11% of genes show similarity)	BGC00001 63_c1		
Cluster 5	Melanin	60338 9	61379 3	Melanin_biosynthetic_gene_cluster (100% of genes show similarity)	BGC00009 11_c1	1	CYP124G2
Cluster 6	T1pks-Nrps	64095 9	79302 8	Sporolide_biosynthetic_gene_cluster (53% of genes show similarity)	BGC00001 50_c1	3	CYP162C1; CYP208A1; CYP154M2
Cluster 7	Bacteriocin	89992 2	91071 9	Tetronasin_biosynthetic_gene_cluster (3% of genes show similarity)	BGC00001 63_c1		
Cluster 8	T1pks-Nrps	93604 2	98551 2	SGR_PTMs_biosynthetic_gene_cluster (100% of genes show similarity)	BGC00010 43_c1	1	CYP107BX5
Cluster 9	Nrps	10400 73	10914 69	Nucleocidin_biosynthetic_gene_cluster (47% of genes show similarity)	BGC00013 87_c1	1	CYP107BY1
Cluster 10	Terpene	11271 68	11537 41	Hopene_biosynthetic_gene_cluster (69% of genes show similarity)	BGC00006 63_c1		
Cluster 11	Terpene	14815 83	15028 96	2-methylisoborneol_biosynthetic_gene_cluster (100% of genes show similarity)	BGC00006 58_c1		
Cluster 12	Bacteriocin	17047 04	17161 46	-	-		
Cluster 13	Linaridin	17667 06	17873 14	Legonaridin_biosynthetic_gene_cluster (22% of genes show similarity)	BGC00011 88_c1		
Cluster 14	Siderophore	20253 68	20401 62	-	-		

Cluster 15	Terpene	24507 42	24717 49	-	-		
Cluster 16	Lantipeptide	28168 30	28394 57	AmfS_biosynthetic_gene_cluster (100% of genes show similarity)	BGC00004 96_c1		
Cluster 17	Melanin	28798 32	28902 54	Melanin_biosynthetic_gene_cluster (100% of genes show similarity)	BGC00009 12_c1		
Cluster 18	T1pks-Nrps	29072 45	29618 95	Enduracidin_biosynthetic_gene_cluster (10% of genes show similarity)	BGC00003 41_c1		
Cluster 19	Nrps	30293 50	30946 03	Arixanthomycin_biosynthetic_gene_cluster (5% of genes show similarity)	BGC00002 00_c1		
Cluster 20	Ladderane-Arylpolyene-Nrps	37472 28	38739 50	Skyllamycin_biosynthetic_gene_cluster (46% of genes show similarity)	BGC00004 29_c1	2	CYP163B5; CYP107BZ1
Cluster 21	Lantipeptide	44963 90	45209 62	-	-		
Cluster 22	Melanin	49608 32	49712 21	Grixazone_biosynthetic_gene_cluster (76% of genes show similarity)	BGC00006 62_c1		
Cluster 23	Thiopeptide	51420 38	51746 89	-	-		
Cluster 24	Siderophore	55738 22	55856 00	Desferrioxamine_B_biosynthetic_gene_cluster (100% of genes show similarity)	BGC00009 41_c1		
Cluster 25	Lantipeptide	56451 67	56686 04	-	-		
Cluster 26	Otherks	62162 39	62571 98	Salinilactam_biosynthetic_gene_cluster (8% of genes show similarity)	BGC00001 42_c1		
Cluster 27	Ectoine	66036 26	66140 24	Ectoine_biosynthetic_gene_cluster (100% of genes show similarity)	BGC00008 53_c1		
Cluster 28	Amglyccycl	69351 01	69586 92	Streptomycin_biosynthetic_gene_cluster (26% of genes show similarity)	BGC00007 17_c1		
Cluster 29	T1pks-Terpene	70690 72	71914 28	BE-7585A_biosynthetic_gene_cluster (23% of genes show similarity)	BGC00002 03_c1		
Cluster 30	T1pks	72702 48	73726 84	Tautomycin_biosynthetic_gene_cluster (17% of genes show similarity)	BGC00001 59_c1		
Cluster 31	T1pks-Linaridin	75521 38	76395 51	Grisemycin_biosynthetic_gene_cluster (100% of genes show similarity)	BGC00005 83_c1		
Cluster 32	T3pks	78885 18	79296 36	Herboxidiene_biosynthetic_gene_cluster (6% of genes show similarity)	BGC00010 65_c1	1	CYP107F4
Cluster 33	Transatpks-T1pks-Otherks-Nrps	79959 28	81822 36	Griseobactin_biosynthetic_gene_cluster (94% of genes show similarity)	BGC00003 68_c1	1	CYP107CA2
Cluster 34	Terpene	81965 73	82366 55	Carotenoid_biosynthetic_gene_cluster (100% of genes show similarity)	BGC00006 49_c1		
Cluster 35	Butyrolactone	82684 44	82793 88	Coelimecin_biosynthetic_gene_cluster (8% of genes show similarity)	BGC00000 38_c1		
Cluster 36	Terpene	84732 24	84988 19	Isorenieratene_biosynthetic_gene_cluster (100% of genes show similarity)	BGC00006 64_c1		
<i>Streptomyces globisporus C-1027</i>							
Cluster 1	Terpene	10422 9	12526 3	A54145_biosynthetic_gene_cluster (3% of genes show similarity)	BGC00002 91_c1		
Cluster 2	Butyrolactone	17721 7	18816 1	Coelimecin_biosynthetic_gene_cluster (16% of genes show similarity)	BGC00000 38_c1		
Cluster 3	Terpene	22218 8	24440 1	-	-		
Cluster 4	Terpene-Nrps	28476 4	45140 9	Griseobactin_biosynthetic_gene_cluster (100% of genes show similarity)	BGC00003 68_c1		
Cluster 5	T3pks	47239 4	51351 2	Lasalocid_biosynthetic_gene_cluster (9% of genes show similarity)	BGC00000 87_c1	1	CYP107F4
Cluster 6	Terpene-Nrps	84459 4	91738 0	Isorenieratene_biosynthetic_gene_cluster (85% of genes show similarity)	BGC00006 64_c1		
Cluster 7	Terpene	11816 12	12026 88	Steffimycin_biosynthetic_gene_cluster (19% of genes show similarity)	BGC00002 73_c1		
Cluster 8	Ectoine	16310 82	16414 80	Ectoine_biosynthetic_gene_cluster (100% of genes show similarity)	BGC00008 53_c1		
Cluster 9	Lantipeptide	26528 52	26758 96	-	-		
Cluster 10	Siderophore	27427 19	27544 97	Desferrioxamine_B_biosynthetic_gene_cluster (100% of genes show similarity)	BGC00009 41_c1		

Cluster 11	Thiopeptide	31228 59	31517 21	-	-		
Cluster 12	Nrps	33351 76	34006 95	Oxazolomycin_biosynthetic_gene_cluster (6% of genes show similarity)	BGC00011 06_c1		
Cluster 13	Lassopeptide	44639 70	44866 67	SRO15-2005_biosynthetic_gene_cluster (100% of genes show similarity)	BGC00005 78_c1		
Cluster 14	Lantipeptide	45525 89	45945 59	Labyrinthopeptin_A1,A3/_labyrinthopeptin_A2_biosynthetic_gene (40% of genes show similarity)	BGC00005 19_c1		
Cluster 15	T1pks-Nrps	51678 13	52225 10	Leinamycin_biosynthetic_gene_cluster (4% of genes show similarity)	BGC00011 01_c1		
Cluster 16	Lantipeptide	52996 71	53224 18	AmfS_biosynthetic_gene_cluster (100% of genes show similarity)	BGC00004 96_c1		
Cluster 17	Ectoine	55326 67	55430 41	Pristinamycin_biosynthetic_gene_cluster (23% of genes show similarity)	BGC00009 52_c2		
Cluster 18	Terpene	56648 30	56858 07	-	-		
Cluster 19	Siderophore	60826 12	60973 44	-	-		
Cluster 20	Bacteriocin	63314 23	63427 99	-	-		
Cluster 21	Ectoine	65642 25	65745 99	Kosinostatin_biosynthetic_gene_cluster (11% of genes show similarity)	BGC00010 73_c1		
Cluster 22	Arylpolyene-Ladderane	67659 85	68196 39	Skylamycin_biosynthetic_gene_cluster (24% of genes show similarity)	BGC00004 29_c1	1	CYP1373A2
Cluster 23	Terpene	69598 15	69863 88	Hopene_biosynthetic_gene_cluster (69% of genes show similarity)	BGC00006 63_c1		
Cluster 24	Bacteriocin-T1pks-Nrps	70406 10	71151 86	SGR_PTMs_biosynthetic_gene_cluster (100% of genes show similarity)	BGC00010 43_c1	1	CYP107BX10
Cluster 25	Melanin	72877 46	72982 13	Istamycin_biosynthetic_gene_cluster (4% of genes show similarity)	BGC00007 00_c1	1	CYP124G14
Cluster 26	T3pks	73374 52	73785 04	Tetronasin_biosynthetic_gene_cluster (11% of genes show similarity)	BGC00001 63_c1		
Cluster 27	T1pks-Nrps	74837 59	75360 82	Daptomycin_biosynthetic_gene_cluster (7% of genes show similarity)	BGC00003 36_c1	1	CYP105D30
<i>Streptomyces scabiei</i> 87.22							
Cluster 1	Nrps	12144 0	19600 6	Coelibactin_biosynthetic_gene_cluster (54% of genes show similarity)	BGC00003 24_c1		
Cluster 2	Nrps	33116 3	40130 9	Enduracidin_biosynthetic_gene_cluster (12% of genes show similarity)	BGC00003 41_c1		
Cluster 3	Lantipeptide	40153 8	42419 2	Labyrinthopeptin_A1,A3/_labyrinthopeptin_A2_biosynthetic_gene (60% of genes show similarity)	BGC00005 19_c1		
Cluster 4	Terpene	56091 7	58223 9	2-methylisborneol_biosynthetic_gene_cluster (100% of genes show similarity)	BGC00006 58_c1		
Cluster 5	Terpene	60191 5	62827 7	Carotenoid_biosynthetic_gene_cluster (63% of genes show similarity)	BGC00006 33_c1		
Cluster 6	Bacteriocin-Lantipeptide	95847 8	99074 2	Informatipeptin_biosynthetic_gene_cluster (85% of genes show similarity)	BGC00005 18_c1		
Cluster 7	Butyrolactone	13542 64	13652 65	Calcimycin_biosynthetic_gene_cluster (10% of genes show similarity)	BGC00000 32_c1		
Cluster 8	Terpene	14431 75	14698 62	Hopene_biosynthetic_gene_cluster (92% of genes show similarity)	BGC00006 63_c1		
Cluster 9	Siderophore	20664 19	20797 87	Grincamycin_biosynthetic_gene_cluster (8% of genes show similarity)	BGC00002 29_c1		
Cluster 10	Other	22135 86	22560 48	Medermycin_biosynthetic_gene_cluster (13% of genes show similarity)	BGC00002 45_c1		
Cluster 11	Terpene	22722 42	22944 49	Meridamycin_biosynthetic_gene_cluster (40% of genes show similarity)	BGC00010 12_c1	1	CYP154A4
Cluster 12	Bacteriocin	23436 19	23549 77	-	-		
Cluster 13	Terpene	26157 65	26376 36	FD-594_biosynthetic_gene_cluster (6% of genes show similarity)	BGC00002 22_c1		
Cluster 14	Siderophore	27888 55	28009 42	-	-		

Cluster 15	Lantipeptide-Nrps	35803 43	36639 50	Thaxtomin_biosynthetic_gene_cluster (54% of genes show similarity)	BGC00004 44_c1	4	CYP246A1; CYP1048A1; CYP156D1; CYP154L1
Cluster 16	T2pks	48461 05	48886 08	Spore_pigment_biosynthetic_gene_cluster (83% of genes show similarity)	BGC00002 71_c1		
Cluster 17	T1pks-Nrps	49073 80	49599 79	Herboxidiene_biosynthetic_gene_cluster (2% of genes show similarity)	BGC00010 65_c1	1	CYP107AM1
Cluster 18	Lantipeptide	53274 49	53500 19	-	-		
Cluster 19	Bacteriocin-Bottromycin	62966 73	63289 51	Bottromycin_A2_biosynthetic_gene_cluster (75% of genes show similarity)	BGC00004 69_c1	1	CYP283A1
Cluster 20	Siderophore	64408 72	64526 44	Desferrioxamine_B_biosynthetic_gene_cluster (83% of genes show similarity)	BGC00009 40_c1		
Cluster 21	Melanin	65831 32	65935 72	Melanin_biosynthetic_gene_cluster (100% of genes show similarity)	BGC00009 09_c1		
Cluster 22	Butyrolactone-T1pks-Otherks	69486 18	70319 53	RK-682_biosynthetic_gene_cluster (45% of genes show similarity)	BGC00001 40_c1	1	CYP107AL1
Cluster 23	Ectoine	78280 37	78384 35	Ectoine_biosynthetic_gene_cluster (100% of genes show similarity)	BGC00008 53_c1		
Cluster 24	Other	80497 74	80936 40	Pristinamycin_biosynthetic_gene_cluster (2% of genes show similarity)	BGC00009 52_c3		
Cluster 25	Terpene	81457 30	81667 46	-	-	1	CYP157C5
Cluster 26	Indole-T1pks	87005 11	87736 17	Fortimicin_biosynthetic_gene_cluster (6% of genes show similarity)	BGC00006 95_c1	1	CYP156B2
Cluster 27	T1pks	87931 33	88486 74	Lasalocid_biosynthetic_gene_cluster (11% of genes show similarity)	BGC00000 87_c1	1	CYP107AK1
Cluster 28	Terpene	91094 94	91305 43	Oxazolomycin_biosynthetic_gene_cluster (6% of genes show similarity)	BGC00011 06_c1		
Cluster 29	T1pks-Linaridin	92888 56	94238 96	Concanamycin_A_biosynthetic_gene_cluster (92% of genes show similarity)	BGC00000 40_c1		
Cluster 30	Siderophore	94303 75	94439 81	-	-		
Cluster 31	Melanin-Nrps	95262 50	96068 40	Scabichelin_biosynthetic_gene_cluster (100% of genes show similarity)	BGC00004 23_c1		
Cluster 32	Terpene	96185 96	96396 36	-	-		
<i>Streptomyces sp. SirexAA-E</i>							
Cluster 1	Nrps	18342 2	23381 0	Thiocoraline_biosynthetic_gene_cluster (10% of genes show similarity)	BGC00004 45_c1		
Cluster 2	T2pks-Terpene	24812 9	29739 0	Spore_pigment_biosynthetic_gene_cluster (83% of genes show similarity)	BGC00002 71_c1		
Cluster 3	Melanin	33310 3	34363 3	Melanin_biosynthetic_gene_cluster (100% of genes show similarity)	BGC00009 11_c1	1	CYP124G3
Cluster 4	Nrps	68983 5	74072 1	Coelichelin_biosynthetic_gene_cluster (100% of genes show similarity)	BGC00003 25_c1		
Cluster 5	Nrps	80995 1	86404 6	Coelibactin_biosynthetic_gene_cluster (100% of genes show similarity)	BGC00003 24_c1	1	CYP105N1
Cluster 6	Terpene	98912 7	10101 61	Steffimycin_biosynthetic_gene_cluster (19% of genes show similarity)	BGC00002 73_c1		
Cluster 7	Ectoine	14411 58	14515 56	Ectoine_biosynthetic_gene_cluster (100% of genes show similarity)	BGC00008 53_c1		
Cluster 8	Otherks	19306 30	19834 17	Nataxazole_biosynthetic_gene_cluster (25% of genes show similarity)	BGC00012 13_c1		
Cluster 9	Otherks	24090 02	24499 61	Meilingmycin_biosynthetic_gene_cluster (2% of genes show similarity)	BGC00000 93_c1		
Cluster 10	Lantipeptide	24623 08	24854 45	-	-		
Cluster 11	Butyrolactone	35342 33	35451 65	Lactonamycin_biosynthetic_gene_cluster (3% of genes show similarity)	BGC00002 38_c1		
Cluster 12	Terpene	51434 73	51644 80	Carbapenem_MM_4550_biosynthetic_gene_cluster (10% of genes show similarity)	BGC00008 42_c1		
Cluster 13	Siderophore	55115 01	55260 94	-	-		

Cluster 14	Nrps	5617605	5679551	WAP-8294A2_(lotilibcin)_biosynthetic_gene_cluster (30% of genes show similarity)	BGC0000461_c1		
Cluster 15	Terpene	5745560	5771085	Isoreneratene_biosynthetic_gene_cluster (100% of genes show similarity)	BGC0000664_c1		
Cluster 16	T2pks-T1pks-Otherks	5841512	5903128	Hedamycin_biosynthetic_gene_cluster (15% of genes show similarity)	BGC0000233_c1	2	CYP181A1; CYP107Y1
Cluster 17	Bacteriocin	5953056	5964366	-	-		
Cluster 18	T1pks	6260096	6354741	Vicenistatin_biosynthetic_gene_cluster (60% of genes show similarity)	BGC0000167_c1	2	CYP105AZ1; CYP105AZ2
Cluster 19	Terpene	6577011	6599080	Leinamycin_biosynthetic_gene_cluster (2% of genes show similarity)	BGC0001101_c1		
Cluster 20	Terpene	6730096	6756683	Hopene_biosynthetic_gene_cluster (69% of genes show similarity)	BGC0000663_c1		
Cluster 21	T1pks-Nrps	6922336	6971791	SGR_PTMs_biosynthetic_gene_cluster (100% of genes show similarity)	BGC0001043_c1	1	CYP107BX4
Cluster 22	T2pks-Butyrolactone-Nrps	7145734	7230746	Auricin_biosynthetic_gene_cluster (41% of genes show similarity)	BGC0000201_c1	1	CYP105A4
<i>Streptomyces violaceusniger</i> Tu 4113							
Cluster 1	Siderophore	886115	897905	Desferrioxamine_B_biosynthetic_gene_cluster (100% of genes show similarity)	BGC0000940_c1		
Cluster 2	Lantipeptide	1145837	1170458	-	-		
Cluster 3	Other	1450857	1493703	Echosides_biosynthetic_gene_cluster (100% of genes show similarity)	BGC0000340_c1		
Cluster 4	Siderophore	2078339	2090252	-	-		
Cluster 5	Bacteriocin	2301044	2312369	-	-		
Cluster 6	T2pks	2543707	2586222	Spore_pigment_biosynthetic_gene_cluster (75% of genes show similarity)	BGC0000271_c1		
Cluster 7	Terpene	2936974	2963422	Hopene_biosynthetic_gene_cluster (76% of genes show similarity)	BGC0000663_c1	2	CYP107BW1; CYP1013A2
Cluster 8	Lantipeptide	3160291	3199125	BE-7585A_biosynthetic_gene_cluster (23% of genes show similarity)	BGC0000203_c1		
Cluster 9	Nrps	3219941	3299320	Lipopeptide_8D1-1/_lipopeptide_8D1-2_biosynthetic_gene_clus... (6% of genes show similarity)	BGC0001370_c1	2	CYP162A3; CYP107CK1
Cluster 10	Lasso peptide	3364827	3387368	SSV-2083_biosynthetic_gene_cluster (50% of genes show similarity)	BGC0000579_c1		
Cluster 11	T1pks	3419279	3467405	-	-		
Cluster 12	Butyrolactone	3770063	3780995	Meilingmycin_biosynthetic_gene_cluster (2% of genes show similarity)	BGC0000093_c1		
Cluster 13	Hserlactone	3791483	3812241	Daptomycin_biosynthetic_gene_cluster (3% of genes show similarity)	BGC0000336_c1		
Cluster 14	T1pks	3977601	4057790	Elaiophylin_biosynthetic_gene_cluster (87% of genes show similarity)	BGC0000053_c1		
Cluster 15	T1pks	4154756	4201139	Salinomycin_biosynthetic_gene_cluster (8% of genes show similarity)	BGC0000144_c1		
Cluster 16	T1pks	4202037	4333901	Nigericin_biosynthetic_gene_cluster (100% of genes show similarity)	BGC0000114_c1	1	CYP124B3
Cluster 17	T1pks	4514441	4670396	ECO-02301_biosynthetic_gene_cluster (39% of genes show similarity)	BGC0000052_c1	2	CYP107BW1; CYP105AX1
Cluster 18	T1pks-Nrps	5128359	5213730	Actinomycin_biosynthetic_gene_cluster (10% of genes show similarity)	BGC0000296_c1		
Cluster 19	T1pks-Nrps	5224048	5312355	Naphthomycin_biosynthetic_gene_cluster (15% of genes show similarity)	BGC0000106_c1		
Cluster 20	Other	5434110	5476848	Echosides_biosynthetic_gene_cluster (11% of genes show similarity)	BGC0000340_c1		
Cluster 21	Otherks	5520939	5561958	Galbonolides_biosynthetic_gene_cluster (20% of genes show similarity)	BGC0000065_c1	2	CYP183F2; CYP105AV1
Cluster 22	Terpene	5684250	5706013	Brasilicardin_A_biosynthetic_gene_cluster (36% of genes show similarity)	BGC0000632_c1		

Cluster 23	Bacteriocin-Lantipeptide-T1pks-Otherks-Nrps	57419 25	58760 20	Leinamycin_biosynthetic_gene_cluster (5% of genes show similarity)	BGC00011 01_c1	4	CYP105AQ2; CYP155A5; CYP107E9; CYP105AN3
Cluster 24	Other	59270 77	59681 23	Herboxidiene_biosynthetic_gene_cluster (3% of genes show similarity)	BGC00010 65_c1		
Cluster 25	T1pks	60144 24	60982 36	Hygrocin_biosynthetic_gene_cluster (83% of genes show similarity)	BGC00000 75_c1	1	CYP107AD1
Cluster 26	Lantipeptide-T1pks-Nrps	60918 11	62159 00	Meridamycin_biosynthetic_gene_cluster (52% of genes show similarity)	BGC00010 11_c1	1	CYP105AY1
Cluster 27	Terpene	64210 15	64423 13	2-methylisborneol_biosynthetic_gene_cluster (100% of genes show similarity)	BGC00006 58_c1		
Cluster 28	Terpene	65550 62	65762 16	-	-		
Cluster 29	T1pks	66759 86	67584 93	Herbimycin_biosynthetic_gene_cluster (66% of genes show similarity)	BGC00000 74_c1	1	CYP105U1
Cluster 30	T1pks-Otherks	71815 60	72437 64	Meilingmycin_biosynthetic_gene_cluster (2% of genes show similarity)	BGC00000 93_c1		
Cluster 31	T1pks	74371 79	75529 62	Reveromycin_biosynthetic_gene_cluster (36% of genes show similarity)	BGC00001 35_c1		
Cluster 32	T1pks-Siderophore	77361 79	78147 51	Apoptolidin_biosynthetic_gene_cluster (23% of genes show similarity)	BGC00000 21_c1		
Cluster 33	Ectoine	79663 40	79767 44	Ectoine_biosynthetic_gene_cluster (100% of genes show similarity)	BGC00008 53_c1		
Cluster 34	Terpene	84591 84	84804 94	-	-	2	CYP156C9; CYP125A20
Cluster 35	Lantipeptide	88146 84	88378 81	Actagardine_biosynthetic_gene_cluster (9% of genes show similarity)	BGC00004 95_c1		
Cluster 36	T1pks	90650 94	92474 43	ECO-02301_biosynthetic_gene_cluster (57% of genes show similarity)	BGC00000 52_c1		
Cluster 37	Ladderane	94345 66	94758 07	WS9326_biosynthetic_gene_cluster (25% of genes show similarity)	BGC00012 97_c1		
Cluster 38	Nrps	95264 67	95706 33	Ochrotoxic_pigment_biosynthetic_gene_cluster (75% of genes show similarity)	BGC00009 18_c1		
Cluster 39	Indole	98058 24	98269 66	7-prenylisatin_biosynthetic_gene_cluster (40% of genes show similarity)	BGC00012 94_c1	2	CYP107U9; CYP156B6
Cluster 40	Ladderane-Arylpolyene-Nrps	10111 293	10214 141	Skyllamycin_biosynthetic_gene_cluster (46% of genes show similarity)	BGC00004 29_c1	3	CYP163B4; CYP107CF1; CYP107CE1
Cluster 41	Terpene	10465 383	10487 659	Desotamide_biosynthetic_gene_cluster (9% of genes show similarity)	BGC00011 96_c1	1	CYP147F5
<i>Streptomyces cattleya</i> NRRL 8057							
Cluster 1	Butyrolactone	1	6680	-	-		
Cluster 2	T1pks-Lasso-peptide	32796	99728	Mannopeptimycin_biosynthetic_gene_cluster (11% of genes show similarity)	BGC00003 88_c1		
Cluster 3	T1pks	12957 5	27664 3	Akaeolide_biosynthetic_gene_cluster (28% of genes show similarity)	BGC00011 99_c1	2	CYP107AS; CYP107CR1
Cluster 4	Terpene	57037 8	59111 2	-	-		
Cluster 5	Lantipeptide	62648 5	65104 5	-	-		
Cluster 6	Other	96865 91	10094 91	Pyrrulomycin_biosynthetic_gene_cluster (5% of genes show similarity)	BGC00001 30_c1		
Cluster 7	Ectoine	11530 14	11634 18	Ectoine_biosynthetic_gene_cluster (100% of genes show similarity)	BGC00008 53_c1		
Cluster 8	Lantipeptide	15273 78	15500 26	AmfS_biosynthetic_gene_cluster (80% of genes show similarity)	BGC00004 96_c1		
Cluster 9	Butyrolactone	23156 22	23264 07	Rabelomycin_biosynthetic_gene_cluster (6% of genes show similarity)	BGC00002 62_c1		
Cluster 10	T3pks	23340 65	23750 96	-	-		
Cluster 11	Nrps	27840 16	28567 38	Salinosporamide_biosynthetic_gene_cluster (19% of genes show similarity)	BGC00010 41_c1		

Cluster 12	Lantipeptide	29364 15	29657 06	Kanamycin_biosynthetic_gene_cluster (1% of genes show similarity)	BGC00007 03_c1	1	CYP107AE6
Cluster 13	Terpene	30921 66	31143 91	-	-		
Cluster 14	T1pks-Nrps	34169 53	34860 60	Akaeolide_biosynthetic_gene_cluster (20% of genes show similarity)	BGC00011 99_c1	1	CYP184A4
Cluster 15	Transatpks-T1pks-Nrps	37848 57	38787 60	Kirromycin_biosynthetic_gene_cluster (18% of genes show similarity)	BGC00010 70_c1	2	CYP107CS1; CYP107W2
Cluster 16	Other	45548 58	45955 80	Oviedomycin_biosynthetic_gene_cluster (12% of genes show similarity)	BGC00002 53_c1		
Cluster 17	Siderophore	49134 57	49288 49	-	-		
Cluster 18	Bacteriocin	50575 06	50683 54	-	-		
Cluster 19	Terpene	53214 97	53482 09	Hopene_biosynthetic_gene_cluster (76% of genes show similarity)	BGC00006 63_c1		
Cluster 20	T3pks-Terpene	54035 43	54735 32	R1128_biosynthetic_gene_cluster (21% of genes show similarity)	BGC00002 61_c1	1	CYP158A13
Cluster 21	Other	59720 17	60158 50	Paromomycin_biosynthetic_gene_cluster (10% of genes show similarity)	BGC00007 12_c1		
Cluster 22	Nrps-Otherks	60741 91	61418 16	Cephamycin_C_biosynthetic_gene_cluster (73% of genes show similarity)	BGC00003 19_c1		
Cluster 23	Lantipeptide	61420 53	61717 09	-	-	1	CYP105AA10
Cluster 24	T1pks-Butyrolactone-Nrps	61636 51	62507 87	U-68204_biosynthetic_gene_cluster (64% of genes show similarity)	BGC00013 55_c1	2	CYP107CT1; CYP105B25
<i>Streptomyces cattleya</i> NRRL 8058 = DSM 46488							
Cluster 1	Butyrolactone	1	6681	Chrysomycin_biosynthetic_gene_cluster (5% of genes show similarity)	BGC00002 11_c1		
Cluster 2	T1pks-Lasso-peptide	32797	99729	Mannopeptimycin_biosynthetic_gene_cluster (11% of genes show similarity)	BGC00003 88_c1		
Cluster 3	T1pks	12957 6	27659 2	Hygrocin_biosynthetic_gene_cluster (22% of genes show similarity)	BGC00000 75_c1	3	CYP107AS; CYP1274A1; CYP107CR1
Cluster 4	Terpene	57047 1	59120 5	-	-		
Cluster 5	Lantipeptide	62657 8	65113 8	-	-		
Cluster 6	Other	96874 7	10095 83	Pyrrulomycin_biosynthetic_gene_cluster (5% of genes show similarity)	BGC00001 30_c1		
Cluster 7	Ectoine	11527 03	11631 07	Ectoine_biosynthetic_gene_cluster (100% of genes show similarity)	BGC00008 53_c1		
Cluster 8	Lantipeptide	15268 12	15494 60	AmfS_biosynthetic_gene_cluster (80% of genes show similarity)	BGC00004 96_c1		
Cluster 9	Butyrolactone	23150 78	23260 91	Rabelomycin_biosynthetic_gene_cluster (6% of genes show similarity)	BGC00002 62_c1		
Cluster 10	T3pks	23338 68	23748 99	-	-		
Cluster 11	Nrps	27838 26	28565 49	Stenothricin_biosynthetic_gene_cluster (31% of genes show similarity)	BGC00004 31_c1		
Cluster 12	Lantipeptide	29363 67	29655 89	Kanamycin_biosynthetic_gene_cluster (1% of genes show similarity)	BGC00007 03_c1	1	CYP107AE6
Cluster 13	Terpene	30920 46	31142 71	-	-		
Cluster 14	T1pks-Nrps	34167 61	34858 68	Akaeolide_biosynthetic_gene_cluster (20% of genes show similarity)	BGC00011 99_c1	1	CYP184A4
Cluster 15	Transatpks-T1pks-Nrps	37846 64	38785 68	Kirromycin_biosynthetic_gene_cluster (20% of genes show similarity)	BGC00010 70_c1	2	CYP107CS1; CYP107W2
Cluster 16	Bacteriocin	40061 88	40164 60	-	-		
Cluster 17	Other	45546 66	45953 88	Oviedomycin_biosynthetic_gene_cluster (12% of genes show similarity)	BGC00002 53_c1		
Cluster 18	Siderophore	49133 34	49286 99	-	-		
Cluster 19	Bacteriocin	50574 00	50682 48	-	-		

Cluster 20	Terpene	53213 91	53481 03	Hopene_biosynthetic_gene_cluster (76% of genes show similarity)	BGC00006 63_c1		
Cluster 21	T3pks-Terpene	54034 37	54734 26	R1128_biosynthetic_gene_cluster (21% of genes show similarity)	BGC00002 61_c1	1	CYP158A13
Cluster 22	Other	59720 16	60159 24	Paromomycin_biosynthetic_gene_cluster (7% of genes show similarity)	BGC00007 12_c1		
Cluster 23	Nrps-Otherks	60742 10	61418 35	Cephamycin_C_biosynthetic_gene_cluster (73% of genes show similarity)	BGC00003 19_c1		
Cluster 24	Lantipeptide	61420 71	61717 27	-	-	1	CYP105AA10
Cluster 25	T1pks-Butyrolactone-Nrps	61636 75	62516 50	U-68204_biosynthetic_gene_cluster (64% of genes show similarity)	BGC00013 55_c1	2	CYP107CT1; CYP105B25
<i>Streptomyces pratensis/flavogriseus IAF 45</i>							
Cluster 1	Blactam-T1pks-Nrps	70873	22134 3	Carbapenem_MM_4550_biosynthetic_gene_cluster (65% of genes show similarity)	BGC00008 42_c1	2	CYP247A3; CYP107BX5
Cluster 2	Nrps	32769 3	37859 6	Coelichelin_biosynthetic_gene_cluster (90% of genes show similarity)	BGC00003 25_c1		
Cluster 3	Terpene	39313 8	41863 0	Isorenieratene_biosynthetic_gene_cluster (100% of genes show similarity)	BGC00006 64_c1		
Cluster 4	Blactam	63471 5	65820 9	Clavulanic_acid_biosynthetic_gene_cluster (20% of genes show similarity)	BGC00008 45_c1		
Cluster 5	Terpene	73859 9	76518 4	Hopene_biosynthetic_gene_cluster (69% of genes show similarity)	BGC00006 63_c1		
Cluster 6	T1pks	11042 44	11989 84	Vicenistatin_biosynthetic_gene_cluster (60% of genes show similarity)	BGC00001 67_c1	2	CYP105AZ2; CYP105AZ1
Cluster 7	Bacteriocin	14092 56	14205 48	-	-		
Cluster 8	Nrps	15604 25	16224 43	Arylomycin_biosynthetic_gene_cluster (22% of genes show similarity)	BGC00003 06_c1		
Cluster 9	Siderophore	18944 20	19090 04	-	-		
Cluster 10	Terpene	19735 89	19946 59	-	-		
Cluster 11	Bacteriocin	21517 45	21619 66	-	-		
Cluster 12	Butyrolactone	38190 31	38299 57	Lactonamycin_biosynthetic_gene_cluster (3% of genes show similarity)	BGC00002 38_c1		
Cluster 13	T1pks-Nrps	40231 72	40801 02	Istamycin_biosynthetic_gene_cluster (11% of genes show similarity)	BGC00007 00_c1	3	CYP1029A2; CYP1423A2; CYP285A2
Cluster 14	Siderophore	47276 46	47394 27	Desferrioxamine_B_biosynthetic_gene_cluster (83% of genes show similarity)	BGC00009 40_c1		
Cluster 15	Lantipeptide	47923 35	48154 03	-	-		
Cluster 16	Terpene	52260 78	52471 09	-	-	1	CYP157K1
Cluster 17	Ectoine	57055 49	57159 47	Ectoine_biosynthetic_gene_cluster (100% of genes show similarity)	BGC00008 53_c1		
Cluster 18	T2pks-Otherks	60790 56	61363 19	Cinerubin_B_biosynthetic_gene_cluster (28% of genes show similarity)	BGC00002 12_c1		
Cluster 19	Terpene	61810 67	62021 13	Steffimycin_biosynthetic_gene_cluster (19% of genes show similarity)	BGC00002 73_c1		
Cluster 20	Ectoine-Terpene	64826 62	65091 01	Ectoine_biosynthetic_gene_cluster (100% of genes show similarity)	BGC00008 53_c1		
Cluster 21	Bacteriocin	65322 12	65424 39	-	-		
Cluster 22	T3pks	66957 45	67368 03	Tetronasin_biosynthetic_gene_cluster (11% of genes show similarity)	BGC00001 63_c1		
Cluster 23	Melanin	68307 84	68412 48	Melanin_biosynthetic_gene_cluster (100% of genes show similarity)	BGC00009 11_c1	1	CYP124G4
Cluster 24	T2pks-Terpene	68820 32	69312 36	Spore_pigment_biosynthetic_gene_cluster (83% of genes show similarity)	BGC00002 71_c1		
Cluster 25	Nrps	70826 13	71323 19	Zorbamycin_biosynthetic_gene_cluster (6% of genes show similarity)	BGC00010 58_c1	2	CYP1035A4; CYP156B9
Cluster 26	Butyrolactone	72116 88	72226 23	-	-		

<i>Streptomyces bingchenggensis</i>							
Cluster 1	Bacteriocin-T1pks-Nrps	11540 7	21437 6	Leinamycin_biosynthetic_gene_cluster (4% of genes show similarity)	BGC00011 01_c1	2	CYP183C1; CYP183D1
Cluster 2	Terpene	22974 5	25168 8	Actinomycin_biosynthetic_gene_cluster (25% of genes show similarity)	BGC00002 96_c1	1	CYP183E1
Cluster 3	Transatpks-Otherks-Nrps	33005 6	40142 1	Heterocyst_glycolipids_biosynthetic_gene_cluster (28% of genes show similarity)	BGC00008 69_c1		
Cluster 4	Bacteriocin-Lantipeptide-T1pks	58306 7	63509 1	Tetronasin_biosynthetic_gene_cluster (5% of genes show similarity)	BGC00001 63_c1	1	CYP1039A1
Cluster 5	Transatpks-T1pks-Nrps	76660 6	11012 34	Meilingmycin_biosynthetic_gene_cluster (54% of genes show similarity)	BGC00000 93_c1	3	CYP105H6; CYP107BK1; CYP171A2
Cluster 6	T1pks	11266 84	11797 15	Meilingmycin_biosynthetic_gene_cluster (20% of genes show similarity)	BGC00000 93_c1		
Cluster 7	Nrps	11815 04	12287 30	Chloroeremomycin_biosynthetic_gene_cluster (6% of genes show similarity)	BGC00003 22_c2	2	CYP107BM3; CYP157B13
Cluster 8	Nrps-Furan-T1pks-Otherks	13365 92	15140 66	Lipopeptide_8D1-1/_lipopeptide_8D1-2_biosynthetic_gene_clus... (11% of genes show similarity)	BGC00013 70_c1		
Cluster 9	Terpene	15453 63	15664 33	-	-		
Cluster 10	Other	15721 92	16328 69	Stenothricin_biosynthetic_gene_cluster (22% of genes show similarity)	BGC00004 31_c1		
Cluster 11	T1pks-Nrps	18206 46	19567 68	Lasalocid_biosynthetic_gene_cluster (24% of genes show similarity)	BGC00000 87_c1	1	CYP113G1
Cluster 12	T1pks-Otherks	20578 81	21221 32	Cremimycin_biosynthetic_gene_cluster (20% of genes show similarity)	BGC00000 42_c1		
Cluster 13	Terpene	21824 14	22033 37	Kinamycin_biosynthetic_gene_cluster (5% of genes show similarity)	BGC00002 36_c1		
Cluster 14	Other	24773 71	25204 03	Piericidin_A1_biosynthetic_gene_cluster (33% of genes show similarity)	BGC00011 69_c1	1	CYP154P1
Cluster 15	T1pks	26250 76	27469 43	Amphotericin_biosynthetic_gene_cluster (35% of genes show similarity)	BGC00000 15_c1		
Cluster 16	Terpene	28136 92	28359 47	Geosmin_biosynthetic_gene_cluster (100% of genes show similarity)	BGC00006 61_c1		
Cluster 17	T1pks-Nrps	29695 59	30269 53	Clarepoxcin_biosynthetic_gene_cluster (26% of genes show similarity)	BGC00012 03_c1		
Cluster 18	Thiopeptide	30305 59	30595 14	-	-		
Cluster 19	Terpene	34177 96	34444 97	Hopene_biosynthetic_gene_cluster (76% of genes show similarity)	BGC00006 63_c1		
Cluster 20	Lasso peptide	35181 10	35450 15	Chaxapeptin_biosynthetic_gene_cluster (42% of genes show similarity)	BGC00013 07_c1		
Cluster 21	T2pks	36229 02	36654 26	Spore_pigment_biosynthetic_gene_cluster (83% of genes show similarity)	BGC00002 71_c1		
Cluster 22	Nrps	38802 99	39335 90	Calcium-dependent_antibiotic_biosynthetic_gene_cluster (17% of genes show similarity)	BGC00003 15_c1		
Cluster 23	Bacteriocin	40127 51	40241 21	-	-		
Cluster 24	Nrps	40522 89	41005 32	Enduracidin_biosynthetic_gene_cluster (8% of genes show similarity)	BGC00003 41_c1		
Cluster 25	T1pks	41248 10	41726 60	Borrelidin_biosynthetic_gene_cluster (9% of genes show similarity)	BGC00000 31_c1		
Cluster 26	Siderophore	43057 98	43178 10	-	-		
Cluster 27	Other	49959 84	50387 52	Echoides_biosynthetic_gene_cluster (88% of genes show similarity)	BGC00003 40_c1		
Cluster 28	T1pks-Nrps	73301 56	73787 57	Phosphonoglycans_biosynthetic_gene_cluster (3% of genes show similarity)	BGC00008 06_c1	1	CYP1037A1
Cluster 29	Siderophore-Nrps	77425 86	78088 75	Desferrioxamine_B_biosynthetic_gene_cluster (100% of genes show similarity)	BGC00009 40_c1		
Cluster 30	Arylpolyene-Ladderane	80616 55	81040 92	Skyllamycin_biosynthetic_gene_cluster (16% of genes show similarity)	BGC00004 29_c1		

Cluster 31	Nrps	81155 80	81705 87	Skyllamycin_biosynthetic_gene_cluster (16% of genes show similarity)	BGC00004 29_c1		
Cluster 32	T2pks-Oligosaccharide-Otherks	81665 10	82489 74	Saquayamycin_Z/_galtamycin_B_biosynthetic_gene_cluster (47% of genes show similarity)	BGC00002 67_c1		
Cluster 33	Lantipeptide	83068 80	83316 57	-	-		
Cluster 34	Lantipeptide	83466 85	83753 15	SBI_06990_alpha/_SBI_06989_beta_biosynthetic_gene_cluster (100% of genes show similarity)	BGC00012 29_c1		
Cluster 35	Otherks	91249 66	91660 30	Chlortetracycline_biosynthetic_gene_cluster (14% of genes show similarity)	BGC00002 09_c1	1	CYP268A4
Cluster 36	Ectoine	96130 76	96234 80	Ectoine_biosynthetic_gene_cluster (100% of genes show similarity)	BGC00008 53_c1		
Cluster 37	Siderophore	97909 88	98048 31	-	-		
Cluster 38	T1pks	98982 79	10029 213	Nanchangmycin_biosynthetic_gene_cluster (100% of genes show similarity)	BGC00001 05_c1	1	CYP124B2
Cluster 39	Butyrolactone	10562 794	10573 729	-	-		
Cluster 40	Terpene	10597 183	10618 109	Oxazolomycin_biosynthetic_gene_cluster (9% of genes show similarity)	BGC00011 06_c1		
Cluster 41	Other	10715 172	10757 925	Echosides_biosynthetic_gene_cluster (11% of genes show similarity)	BGC00003 40_c1		
Cluster 42	Lantipeptide	10862 642	10886 007	-	-		
Cluster 43	T1pks-Nrps	10895 566	10951 243	Herboxidiene_biosynthetic_gene_cluster (4% of genes show similarity)	BGC00010 65_c1		
Cluster 44	Otherks-Nrps	10975 893	11048 987	Himastatin_biosynthetic_gene_cluster (8% of genes show similarity)	BGC00011 17_c1	1	CYP163C1
Cluster 45	Other	11070 003	11112 945	-	-		
Cluster 46	Transatpks-Terpene-Nrps	11442 027	11575 518	Oxazolomycin_biosynthetic_gene_cluster (45% of genes show similarity)	BGC00011 06_c1	2	CYP161C1; CYP183A2
Cluster 47	T1pks	11900 331	11936 683	A54145_biosynthetic_gene_cluster (3% of genes show similarity)	BGC00002 91_c1		
<i>Streptomyces hygroscopicus subsp. jinggangensis 5008</i>							
Cluster 1	Amglyccycl	35872 1	37996 5	Validamycin_biosynthetic_gene_cluster (59% of genes show similarity)	BGC00007 22_c1		
Cluster 2	T1pks	39210 6	45095 7	Validamycin_biosynthetic_gene_cluster (18% of genes show similarity)	BGC00007 22_c1	1	CYP105B22
Cluster 3	Bacteriocin	70261 2	71342 4	-	-		
Cluster 4	Nrps	72500 3	78573 7	Laspartomycin_biosynthetic_gene_cluster (6% of genes show similarity)	BGC00003 79_c1		
Cluster 5	T3pks	86960 1	91064 7	Calcium-dependent_antibiotic_biosynthetic_gene_cluster (17% of genes show similarity)	BGC00003 15_c1		
Cluster 6	Terpene	99636 5	10171 02	Kedarcidin_biosynthetic_gene_cluster (1% of genes show similarity)	BGC00000 81_c1	1	CYP107X1
Cluster 7	Terpene	10598 13	10807 06	-	-		
Cluster 8	Siderophore	11053 31	11186 37	-	-		
Cluster 9	Phenazine-Nrps	13347 91	13961 37	Azinomycin_B_biosynthetic_gene_cluster (6% of genes show similarity)	BGC00009 60_c1		
Cluster 10	T2pks	14042 29	14467 38	Dactylocycline_biosynthetic_gene_cluster (28% of genes show similarity)	BGC00002 16_c1		
Cluster 11	T1pks-Nrps	14899 78	15474 01	Antimycin_biosynthetic_gene_cluster (93% of genes show similarity)	BGC00009 58_c1		
Cluster 12	Nrps	16222 83	16950 49	Laspartomycin_biosynthetic_gene_cluster (18% of genes show similarity)	BGC00003 79_c1	1	CYP163B6
Cluster 13	T1pks	18113 32	18574 99	Ansatrienin_(mycotrienin)_biosynthetic_gene_cluster (7% of genes show similarity)	BGC00009 57_c1		
Cluster 14	Lantipeptide-Terpene-Nrps	19710 71	20643 17	Carotenoid_biosynthetic_gene_cluster (54% of genes show similarity)	BGC00006 33_c1		

Cluster 15	Nrps	22056 59	22626 27	Zorbamycin_biosynthetic_gene_cluster (8% of genes show similarity)	BGC00010 58_c1	1	CYP285B1
Cluster 16	T1pks	22936 48	24047 26	Vicenistatin_biosynthetic_gene_cluster (60% of genes show similarity)	BGC00001 67_c1	2	CYP105AZ2; CYP105AZ1
Cluster 17	T3pks	31387 18	31797 40	Herboxidiene_biosynthetic_gene_cluster (7% of genes show similarity)	BGC00010 65_c1	1	CYP158A14
Cluster 18	Ectoine	38816 76	38920 80	Ectoine_biosynthetic_gene_cluster (100% of genes show similarity)	BGC00008 53_c1		
Cluster 19	T2pks	42517 29	42942 28	Spore_pigment_biosynthetic_gene_cluster (83% of genes show similarity)	BGC00002 71_c1		
Cluster 20	Butyrolactone	46096 96	46207 09	Methylenomycin_biosynthetic_gene_cluster (14% of genes show similarity)	BGC00009 14_c1		
Cluster 21	Melanin	48305 23	48410 17	Istamycin_biosynthetic_gene_cluster (4% of genes show similarity)	BGC00007 00_c1		
Cluster 22	Siderophore	49319 71	49437 40	Desferrioxamine_B_biosynthetic_gene_cluster (100% of genes show similarity)	BGC00009 40_c1		
Cluster 23	Nrps	64572 64	65102 29	Arginomycin_biosynthetic_gene_cluster (10% of genes show similarity)	BGC00008 83_c1		
Cluster 24	T2pks-Ladderane-Nrps	67271 30	67964 06	Skyllamycin_biosynthetic_gene_cluster (20% of genes show similarity)	BGC00004 29_c1		
Cluster 25	Terpene	71978 59	72188 72	Albaflavenone_biosynthetic_gene_cluster (100% of genes show similarity)	BGC00006 60_c1	1	CYP170A10
Cluster 26	Siderophore	78480 02	78600 50	-	-		
Cluster 27	Bacteriocin-Nrps	79968 85	80751 86	Meilingmycin_biosynthetic_gene_cluster (6% of genes show similarity)	BGC00000 93_c1		
Cluster 28	Bacteriocin	81124 92	81238 20	-	-		
Cluster 29	Terpene	81473 54	81695 07	-	-	1	CYP180A6
Cluster 30	Siderophore	83102 58	83234 12	Grincamycin_biosynthetic_gene_cluster (8% of genes show similarity)	BGC00002 29_c1		
Cluster 31	Butyrolactone	83443 32	83552 43	Methylenomycin_biosynthetic_gene_cluster (14% of genes show similarity)	BGC00009 14_c1		
Cluster 32	Terpene	86965 75	87233 98	Hopene_biosynthetic_gene_cluster (92% of genes show similarity)	BGC00006 63_c1		
Cluster 33	Lantipeptide	90169 82	90414 37	-	-		
Cluster 34	Bacteriocin-Nrps	92525 98	93407 33	Informatipeptin_biosynthetic_gene_cluster (57% of genes show similarity)	BGC00005 18_c1	1	CYP113K3
Cluster 35	T3pks	96893 76	97305 12	Yatakemycin_biosynthetic_gene_cluster (48% of genes show similarity)	BGC00004 66_c1		
Cluster 36	Lasso-peptide	97501 95	97722 23	-	-		
Cluster 37	Butyrolactone	98682 56	99369 50	A-500359s_biosynthetic_gene_cluster (5% of genes show similarity)	BGC00009 49_c1		
Cluster 38	Thiopeptide	10075 365	10100 043	Cyclothiazomycin_biosynthetic_gene_cluster (57% of genes show similarity)	BGC00006 03_c1		
<i>Streptomyces hygrosopicus</i> subsp. <i>jinggagensis</i> TL01							
Cluster 1	Amglyccycl	13241 0	15365 4	Validamycin_biosynthetic_gene_cluster (55% of genes show similarity)	BGC00007 22_c1		
Cluster 2	T1pks	16579 5	22464 6	Validamycin_biosynthetic_gene_cluster (18% of genes show similarity)	BGC00007 22_c1	1	CYP105B22
Cluster 3	Bacteriocin	47634 1	48715 3	-	-		
Cluster 4	Nrps	49873 2	55946 6	Laspartomycin_biosynthetic_gene_cluster (6% of genes show similarity)	BGC00003 79_c1		
Cluster 5	T3pks	64333 0	68437 6	Calcium-dependent_antibiotic_biosynthetic_gene_cluster (17% of genes show similarity)	BGC00003 15_c1		
Cluster 6	Terpene	77009 4	79083 1	Kedarcidin_biosynthetic_gene_cluster (1% of genes show similarity)	BGC00000 81_c1	1	CYP107X1
Cluster 7	Terpene	83354 2	85443 5	-	-		
Cluster 8	Siderophore	87906 0	89236 6	-	-		

Cluster 9	Phenazine-Nrps	11085 24	11698 70	Azinomycin_B_biosynthetic_gene_cluster (6% of genes show similarity)	BGC00009 60_c1		
Cluster 10	T2pks	11779 62	12204 71	Dactylocycline_biosynthetic_gene_cluster (28% of genes show similarity)	BGC00002 16_c1		
Cluster 11	T1pks-Nrps	12637 11	13211 34	Antimycin_biosynthetic_gene_cluster (93% of genes show similarity)	BGC00009 58_c1		
Cluster 12	Nrps	13960 16	14687 82	Laspartomycin_biosynthetic_gene_cluster (18% of genes show similarity)	BGC00003 79_c1	1	CYP163B6
Cluster 13	T1pks	15850 65	16312 32	Ansatrienin_(mycotrienin)_biosynthetic_gene_cluster (7% of genes show similarity)	BGC00009 57_c1		
Cluster 14	Lantipeptide-Terpene-Nrps	16645 85	17578 31	Carotenoid_biosynthetic_gene_cluster (54% of genes show similarity)	BGC00006 33_c1		
Cluster 15	Nrps	18991 73	19561 41	Zorbamycin_biosynthetic_gene_cluster (8% of genes show similarity)	BGC00010 58_c1	1	CYP285B1
Cluster 16	T1pks	19871 62	20982 40	Vicenistatin_biosynthetic_gene_cluster (60% of genes show similarity)	BGC00001 67_c1	2	CYP105AZ2; CYP105AZ1
Cluster 17	T3pks	28322 33	28732 55	Herboxidiene_biosynthetic_gene_cluster (7% of genes show similarity)	BGC00010 65_c1	1	CYP158A14
Cluster 18	Ectoine	35753 99	35858 03	Ectoine_biosynthetic_gene_cluster (100% of genes show similarity)	BGC00008 53_c1		
Cluster 19	T2pks	39453 38	39878 37	Spore_pigment_biosynthetic_gene_cluster (83% of genes show similarity)	BGC00002 71_c1		
Cluster 20	Butyrolactone	43033 05	43143 18	Methylenomycin_biosynthetic_gene_cluster (14% of genes show similarity)	BGC00009 14_c1		
Cluster 21	Melanin	45241 32	45346 26	Istamycin_biosynthetic_gene_cluster (4% of genes show similarity)	BGC00007 00_c1		
Cluster 22	Siderophore	46255 80	46373 49	Desferrioxamine_B_biosynthetic_gene_cluster (100% of genes show similarity)	BGC00009 40_c1		
Cluster 23	Nrps	61509 56	62039 21	Arginomycin_biosynthetic_gene_cluster (10% of genes show similarity)	BGC00008 83_c1		
Cluster 24	T2pks-Ladderane-Nrps	64208 22	64900 98	Skyllamycin_biosynthetic_gene_cluster (20% of genes show similarity)	BGC00004 29_c1		
Cluster 25	Terpene	68916 76	69126 89	Albaflavone_biosynthetic_gene_cluster (100% of genes show similarity)	BGC00006 60_c1	1	CYP170A10
Cluster 26	Siderophore	75419 47	75539 95	-	-		
Cluster 27	Bacteriocin-Nrps	76908 30	77691 31	Meilingmycin_biosynthetic_gene_cluster (6% of genes show similarity)	BGC00000 93_c1		
Cluster 28	Bacteriocin	78064 37	78177 65	-	-		
Cluster 29	Terpene	78412 99	78634 52	-	-	1	CYP180A6
Cluster 30	Siderophore	80042 03	80173 57	Grincamycin_biosynthetic_gene_cluster (8% of genes show similarity)	BGC00002 29_c1		
Cluster 31	Butyrolactone	80384 18	80493 29	Methylenomycin_biosynthetic_gene_cluster (14% of genes show similarity)	BGC00009 14_c1		
Cluster 32	Terpene	83907 75	84175 98	Hopene_biosynthetic_gene_cluster (92% of genes show similarity)	BGC00006 63_c1		
Cluster 33	Lantipeptide	87111 85	87356 40	-	-		
Cluster 34	Bacteriocin-Nrps	89468 01	90349 36	Informatipeptin_biosynthetic_gene_cluster (57% of genes show similarity)	BGC00005 18_c1	1	CYP113K3
Cluster 35	T3pks	93836 44	94247 80	Yatakemycin_biosynthetic_gene_cluster (48% of genes show similarity)	BGC00004 66_c1		
Cluster 36	Lasso peptide	94444 63	94664 91	-	-		
Cluster 37	Butyrolactone	95625 24	96312 18	A-500359s_biosynthetic_gene_cluster (5% of genes show similarity)	BGC00009 49_c1		
Cluster 38	Thiopeptide	97696 34	97943 12	Cyclothiazomycin_biosynthetic_gene_cluster (57% of genes show similarity)	BGC00006 03_c1		
<i>Streptomyces venezuelae</i>							
Cluster 1	Ectoine	23784 2	24825 8	Ectoine_biosynthetic_gene_cluster (100% of genes show similarity)	BGC00008 53_c1		
Cluster 2	Terpene	27455 3	29673 9	-	-		

Cluster 3	T3pks-T1pks-Nrps	504136	604067	Thiotetronate_Tu_3010_biosynthetic_gene_cluster (20% of genes show similarity)	BGC0001352_c1		
Cluster 4	Lantipeptide-Terpene	614220	645285	Chrysomycin_biosynthetic_gene_cluster (5% of genes show similarity)	BGC0000211_c1	1	CYP157C14
Cluster 5	Lantipeptide	707463	730315	Venezuelin_biosynthetic_gene_cluster (100% of genes show similarity)	BGC0000563_c1		
Cluster 6	Indole	867489	890695	Rebeccamycin_biosynthetic_gene_cluster (36% of genes show similarity)	BGC0000823_c1	1	CYP245A3
Cluster 7	Other	1031023	1073914	Chloramphenicol_biosynthetic_gene_cluster (100% of genes show similarity)	BGC0000893_c1		
Cluster 8	Other	2055965	2096690	-	-	1	CYP121A2
Cluster 9	Siderophore	2794973	2806751	Desferrioxamine_B_biosynthetic_gene_cluster (100% of genes show similarity)	BGC0000941_c1		
Cluster 10	Lasso peptide	3408328	3430687	Phosphonoglycans_biosynthetic_gene_cluster (3% of genes show similarity)	BGC0000806_c1		
Cluster 11	Other	4408196	4451900	Lactonamycin_biosynthetic_gene_cluster (10% of genes show similarity)	BGC0000238_c1		
Cluster 12	Butyrolactone	4522134	4533171	-	-		
Cluster 13	Melanin	5003818	5014228	Istamycin_biosynthetic_gene_cluster (8% of genes show similarity)	BGC0000700_c1		
Cluster 14	Butyrolactone	5462370	5517716	A-503083_biosynthetic_gene_cluster (3% of genes show similarity)	BGC0000288_c1		
Cluster 15	Thiopeptide	5531076	5557501	BD-12_biosynthetic_gene_cluster (14% of genes show similarity)	BGC0001379_c1		
Cluster 16	T3pks	5785193	5826323	K-252a_biosynthetic_gene_cluster (11% of genes show similarity)	BGC0000814_c1	1	CYP158A5
Cluster 17	Siderophore	5869901	5883169	-	-		
Cluster 18	Siderophore	5935668	5950407	-	-		
Cluster 19	Bacteriocin	6350466	6361866	-	-		
Cluster 20	T2pks-Butyrolactone	6479470	6531416	Rabelomycin_biosynthetic_gene_cluster (33% of genes show similarity)	BGC0000262_c1		
Cluster 21	Other	6672467	6716369	Herbimycin_biosynthetic_gene_cluster (6% of genes show similarity)	BGC0000074_c1	2	CYP105AC2; CYP180A5
Cluster 22	Ladderane-Nrps	6720590	6855167	Skyllamycin_biosynthetic_gene_cluster (24% of genes show similarity)	BGC0000429_c1	4	CYP1056A1; CYP107CL1; CYP162A4; CYP163B5
Cluster 23	Terpene	7021575	7048100	Hopene_biosynthetic_gene_cluster (69% of genes show similarity)	BGC0000663_c1		
Cluster 24	Bacteriocin	7128838	7139692	-	-		
Cluster 25	T2pks	7421589	7464101	Spore_pigment_biosynthetic_gene_cluster (83% of genes show similarity)	BGC0000271_c1		
Cluster 26	Melanin	7484949	7495338	Melanin_biosynthetic_gene_cluster (28% of genes show similarity)	BGC0000908_c1		
Cluster 27	Nrps	7706602	7760938	Albachelin_biosynthetic_gene_cluster (80% of genes show similarity)	BGC0001211_c1		
Cluster 28	Terpene	7788497	7809951	Kanamycin_biosynthetic_gene_cluster (1% of genes show similarity)	BGC0000703_c1		
Cluster 29	T3pks	7946080	7987237	Alkylresorcinol_biosynthetic_gene_cluster (100% of genes show similarity)	BGC0000282_c1		
Cluster 30	Terpene-Nrps	8179935	8226158	A54145_biosynthetic_gene_cluster (3% of genes show similarity)	BGC0000291_c1		
<i>Streptomyces davawensis</i>							
Cluster 1	Lasso peptide	298906	321414	-	-		
Cluster 2	T1pks-Nrps	699548	770346	Lasalocid_biosynthetic_gene_cluster (9% of genes show similarity)	BGC0000087_c1	1	CYP105BA1
Cluster 3	Other	886131	928683	Meridamycin_biosynthetic_gene_cluster (5% of genes show similarity)	BGC0001011_c1	1	CYP1005B2

Cluster 4	Bacteriocin-Lantipeptide	1091732	1132429	Informatipeptin_biosynthetic_gene_cluster (100% of genes show similarity)	BGC0000518_c1	1	CYP179B1
Cluster 5	Lassopeptide	1361367	1383943	-	-		
Cluster 6	T1pks	1456468	1499518	RK-682_biosynthetic_gene_cluster (100% of genes show similarity)	BGC0000140_c1		
Cluster 7	Terpene	1551356	1572273	-	-	1	CYP183K1
Cluster 8	Terpene	1719195	1745819	Hopene_biosynthetic_gene_cluster (100% of genes show similarity)	BGC0000663_c1		
Cluster 9	T3pks	2207909	2248970	-	-		
Cluster 10	Siderophore	2297883	2311023	Grincamycin_biosynthetic_gene_cluster (8% of genes show similarity)	BGC0000229_c1		
Cluster 11	Lantipeptide-T1pks-Nrps	2350589	2428901	Jerangolid_biosynthetic_gene_cluster (9% of genes show similarity)	BGC0000080_c1	1	CYP179A3
Cluster 12	Butyrolactone-Terpene	2547059	2574343	Gamma-butyrolactone_biosynthetic_gene_cluster (100% of genes show similarity)	BGC0000850_c1	1	CYP180A6
Cluster 13	Bacteriocin-Oligosaccharide	2613657	2675880	Meilingmycin_biosynthetic_gene_cluster (5% of genes show similarity)	BGC0000093_c1	2	CYP107CN1; CYP107CP1
Cluster 14	T2pks-T1pks	2749113	2852588	Pyrrulomycin_biosynthetic_gene_cluster (45% of genes show similarity)	BGC0000130_c1		
Cluster 15	Siderophore	2995354	3007165	-	-		
Cluster 16	Terpene-Nrps	3556587	3614866	Albaflavenone_biosynthetic_gene_cluster (100% of genes show similarity)	BGC0000660_c1	1	CYP170A9
Cluster 17	Phosphonate	4565919	4606854	Rhizocticin_biosynthetic_gene_cluster (19% of genes show similarity)	BGC0000926_c1		
Cluster 18	Butyrolactone	4950501	4961502	-	-		
Cluster 19	Siderophore	6101969	6113741	Desferrioxamine_B_biosynthetic_gene_cluster (100% of genes show similarity)	BGC0000940_c1		
Cluster 20	Melanin-Nrps	6185869	6254487	Melanin_biosynthetic_gene_cluster (100% of genes show similarity)	BGC0000909_c1		
Cluster 21	T1pks-Nrps	6539485	6608235	SCO-2138_biosynthetic_gene_cluster (50% of genes show similarity)	BGC0000595_c1	3	CYP113J1; CYP113J2; CYP162A5
Cluster 22	T3pks	6619324	6660409	SWA-2138_biosynthetic_gene_cluster (42% of genes show similarity)	BGC0000597_c1		
Cluster 23	Otherks-Nrps	6741355	6816556	Taromycin_biosynthetic_gene_cluster (10% of genes show similarity)	BGC0000439_c1	2	CYP125A22; CYP163C2
Cluster 24	Ectoine	7452784	7463182	Ectoine_biosynthetic_gene_cluster (100% of genes show similarity)	BGC0000853_c1		
Cluster 25	Other	7566704	7610435	Gobichelin_biosynthetic_gene_cluster (11% of genes show similarity)	BGC0000366_c1		
Cluster 26	Other	7715214	7759068	-	-		
Cluster 27	T3pks	8237578	8278642	Herboxidiene_biosynthetic_gene_cluster (8% of genes show similarity)	BGC0001065_c1	1	CYP158A7
Cluster 28	Nrps	8403464	8462129	Scabichelin_biosynthetic_gene_cluster (100% of genes show similarity)	BGC0000423_c1		
Cluster 29	Lantipeptide	8666789	8691350	-	-		
Cluster 30	Terpene-T3pks-Cyanobactin-Nrps	8866036	8983549	Furaquinocin_A_biosynthetic_gene_cluster (100% of genes show similarity)	BGC0001078_c1	2	CYP1041A2; CYP1058A1
Cluster 31	Melanin-Terpene	9217881	9244553	Melanin_biosynthetic_gene_cluster (57% of genes show similarity)	BGC0000908_c1		
<i>Streptomyces albus J1074</i>							
Cluster 1	T1pks-Nrps	3011	61711	-	-		
Cluster 2	T1pks-Nrps	224752	274162	SGR_PTMs_biosynthetic_gene_cluster (100% of genes show similarity)	BGC0001043_c1	1	CYP107BX2
Cluster 3	Terpene	308626	335190	Hopene_biosynthetic_gene_cluster (76% of genes show similarity)	BGC0000663_c1		

Cluster 4	Bacteriocin	41568 8	42590 3	-	-		
Cluster 5	Otherks	66995 3	71100 2	Avermectin_biosynthetic_gene_cluster (66% of genes show similarity)	BGC00000 25_c1	1	CYP1420A1
Cluster 6	Bacteriocin	87996 1	89128 9	-	-		
Cluster 7	Nrps	11363 16	11994 22	Tetronasin_biosynthetic_gene_cluster (9% of genes show similarity)	BGC00001 63_c1	1	CYP146A3
Cluster 8	Siderophore	12681 64	12831 96	-	-		
Cluster 9	Terpene	15317 74	15540 59	Kanamycin_biosynthetic_gene_cluster (1% of genes show similarity)	BGC00007 03_c1		
Cluster 10	Terpene	18652 41	18862 93	Albaflavenone_biosynthetic_gene_cluster (100% of genes show similarity)	BGC00006 60_c1	1	CYP170B5
Cluster 11	Thiopeptide	23766 88	24091 59	-	-		
Cluster 12	Bacteriocin	25607 14	25712 26	Goadsporin_biosynthetic_gene_cluster (12% of genes show similarity)	BGC00005 65_c1		
Cluster 13	Lantipeptide	26949 44	27358 67	SAL-2242_biosynthetic_gene_cluster (100% of genes show similarity)	BGC00005 46_c1	1	CYP154A1
Cluster 14	Nrps	35537 26	36040 15	Scabichelin_biosynthetic_gene_cluster (40% of genes show similarity)	BGC00004 23_c1		
Cluster 15	Nrps	38771 05	39827 98	Herboxidiene_biosynthetic_gene_cluster (4% of genes show similarity)	BGC00010 65_c1		
Cluster 16	Nrps	44694 77	45138 26	-	-		
Cluster 17	Siderophore	47404 50	47522 70	Desferrioxamine_B_biosynthetic_gene_cluster (100% of genes show similarity)	BGC00009 41_c1		
Cluster 18	Ectoine	56353 46	56457 44	Ectoine_biosynthetic_gene_cluster (100% of genes show similarity)	BGC00008 53_c1		
Cluster 19	Other	63373 83	63812 13	Auricin_deoxysugar_moieties_biosynthetic_gene_cluster (13% of genes show similarity)	BGC00007 27_c1		
Cluster 20	Bacteriocin-Terpene	63961 61	64300 92	Carotenoid_biosynthetic_gene_cluster (54% of genes show similarity)	BGC00006 33_c1		
Cluster 21	T3pks	65203 74	65614 71	Herboxidiene_biosynthetic_gene_cluster (12% of genes show similarity)	BGC00010 65_c1	1	CYP107F4
Cluster 22	Lantipeptide-T1pks-Nrps	65664 23	68386 39	Candicidin_biosynthetic_gene_cluster (100% of genes show similarity)	BGC00000 34_c1	1	CYP105H3
<i>Streptomyces albus</i> DSM 41398							
Cluster 1	Nrps	11765 0	16622 6	Incednine_biosynthetic_gene_cluster (9% of genes show similarity)	BGC00000 78_c1	1	CYP105BK3
Cluster 2	Nrps	18366 6	27357 7	Cahuitamycins_biosynthetic_gene_cluster (25% of genes show similarity)	BGC00013 51_c1		
Cluster 3	T1pks-Butyrolactone-Nrps	28462 8	42861 7	Salinomycin_biosynthetic_gene_cluster (100% of genes show similarity)	BGC00001 44_c1	1	CYP107EJ1
Cluster 4	Amglyccycl	74686 5	76809 7	Pyralomicin_biosynthetic_gene_cluster (22% of genes show similarity)	BGC00010 38_c1		
Cluster 5	T1pks-Otherks	84388 7	10092 85	PM100117/_PM100118_biosynthetic_gene_cluster (60% of genes show similarity)	BGC00013 59_c2	2	CYP113Y1; CYP105DB1
Cluster 6	Bacteriocin-Terpene	10516 08	10890 82	-	-		
Cluster 7	T1pks	11742 61	12768 44	Oligomycin_biosynthetic_gene_cluster (55% of genes show similarity)	BGC00001 17_c1	1	CYP107DU1
Cluster 8	Thiopeptide	12816 47	13163 87	-	-		
Cluster 9	Terpene-T1pks	14164 84	15194 38	Lasalocid_biosynthetic_gene_cluster (20% of genes show similarity)	BGC00000 87_c1		
Cluster 10	Lantipeptide-Terpene-Nrps	15125 26	16178 97	Isorenieratene_biosynthetic_gene_cluster (85% of genes show similarity)	BGC00006 64_c1		
Cluster 11	Lantipeptide	16223 76	16457 52	-	-		
Cluster 12	Siderophore	19127 97	19247 31	-	-		
Cluster 13	Other	24566 12	24980 69	Arginomycin_biosynthetic_gene_cluster (20% of genes show similarity)	BGC00008 83_c1		

Cluster 14	Terpene	25861 73	26072 64	Albaflavenone_biosynthetic_gene_cluster (100% of genes show similarity)	BGC00006 60_c1	1	CYP170B5
Cluster 15	T1pks	27268 42	27912 63	Streptazone_E_biosynthetic_gene_cluster (58% of genes show similarity)	BGC00012 96_c1		
Cluster 16	Lassopeptide	28239 76	28463 76	-	-		
Cluster 17	Butyrolactone	33800 27	33910 28	-	-		
Cluster 18	Melanin	37643 92	37750 00	Istamycin_biosynthetic_gene_cluster (4% of genes show similarity)	BGC00007 00_c1		
Cluster 19	T1pks-Otherks	38895 34	39376 75	Arsenopolyketides_biosynthetic_gene_cluster (83% of genes show similarity)	BGC00012 83_c1		
Cluster 20	Arylpolyene-Nrps	40128 66	41101 87	Albachelin_biosynthetic_gene_cluster (70% of genes show similarity)	BGC00012 11_c1	1	CYP107T3
Cluster 21	Other	46149 79	46588 00	Herboxidiene_biosynthetic_gene_cluster (2% of genes show similarity)	BGC00010 65_c1		
Cluster 22	Other	50886 21	51313 83	Stenothricin_biosynthetic_gene_cluster (13% of genes show similarity)	BGC00004 31_c1		
Cluster 23	Butyrolactone-Otherks	54518 90	54939 51	Macrotretrolide_biosynthetic_gene_cluster (25% of genes show similarity)	BGC00002 43_c1		
Cluster 24	Lantipeptide	56658 95	56885 01	SAL-2242_biosynthetic_gene_cluster (100% of genes show similarity)	BGC00005 46_c1		
Cluster 25	Arylpolyene	57258 97	57944 95	Svaricin_biosynthetic_gene_cluster (9% of genes show similarity)	BGC00013 82_c1	1	CYP107KW1
Cluster 26	T2pks-Otherks	59135 70	60039 41	Kinamycin_biosynthetic_gene_cluster (48% of genes show similarity)	BGC00002 36_c1	1	CYP1193A1
Cluster 27	T1pks	64340 45	64786 07	-	-		
Cluster 28	Bacteriocin	65615 95	65725 00	-	-		
Cluster 29	Melanin-Arylpolyene-Ladderane	65727 44	66325 62	Salinilactam_biosynthetic_gene_cluster (8% of genes show similarity)	BGC00001 42_c1		
Cluster 30	Ectoine	69472 49	69576 47	Ectoine_biosynthetic_gene_cluster (100% of genes show similarity)	BGC00008 53_c1		
Cluster 31	Terpene	77877 08	78143 87	Hopene_biosynthetic_gene_cluster (61% of genes show similarity)	BGC00006 63_c1		
Cluster 32	Nucleoside	78412 87	78616 61	-	-		
Cluster 33	T1pks-Nrps	79254 60	80510 64	Undecylprodigiosin_biosynthetic_gene_cluster (13% of genes show similarity)	BGC00010 63_c1	1	CYP1194A1
Cluster 34	Siderophore	82628 22	82766 65	-	-		
Cluster 35	T1pks-Phenazine	83024 35	83846 69	Elaiophylin_biosynthetic_gene_cluster (79% of genes show similarity)	BGC00000 53_c1		
Streptomyces sp. PAMC 26508							
Cluster 1	Butyrolactone	20752 0	21845 5	-	-		
Cluster 2	Nrps	28971 9	34317 5	Zorbamycin_biosynthetic_gene_cluster (6% of genes show similarity)	BGC00010 58_c1	2	CYP156B9; CYP1035A4
Cluster 3	T2pks-Terpene	49136 7	54055 6	Spore_pigment_biosynthetic_gene_cluster (83% of genes show similarity)	BGC00002 71_c1		
Cluster 4	Melanin	58136 2	59182 6	Melanin_biosynthetic_gene_cluster (100% of genes show similarity)	BGC00009 11_c1	1	CYP124G4
Cluster 5	T3pks	68818 5	72924 3	Tetronasin_biosynthetic_gene_cluster (11% of genes show similarity)	BGC00001 63_c1		
Cluster 6	Bacteriocin	88233 1	89255 8	-	-		
Cluster 7	Terpene-Ectoine	91553 7	94197 6	Ectoine_biosynthetic_gene_cluster (100% of genes show similarity)	BGC00008 53_c1		
Cluster 8	Terpene	12222 62	12433 08	Steffimycin_biosynthetic_gene_cluster (19% of genes show similarity)	BGC00002 73_c1		
Cluster 9	T2pks-Otherks	12880 58	13453 21	Cinerubin_B_biosynthetic_gene_cluster (28% of genes show similarity)	BGC00002 12_c1		
Cluster 10	Ectoine	17582 38	17686 36	Ectoine_biosynthetic_gene_cluster (100% of genes show similarity)	BGC00008 53_c1		

Cluster 11	Terpene	22206 28	22416 59	-	-	1	CYP157K1
Cluster 12	Lantipeptide	26506 99	26737 79	-	-		
Cluster 13	Siderophore	27261 61	27379 42	Desferrioxamine_B_biosynthetic_gene_cluster (83% of genes show similarity)	BGC00009 40_c1		
Cluster 14	T1pks-Nrps	33608 69	34177 72	Istamycin_biosynthetic_gene_cluster (11% of genes show similarity)	BGC00007 00_c1	3	CYP285A2, CYP1423A2, CYP1029A2
Cluster 15	Butyrolactone	36182 13	36291 24	Lactonamycin_biosynthetic_gene_cluster (3% of genes show similarity)	BGC00002 38_c1		
Cluster 16	Bacteriocin	52701 98	52804 19	-	-		
Cluster 17	Terpene	54402 67	54613 37	-	-		
Cluster 18	Siderophore	55259 38	55405 22	-	-		
Cluster 19	Nrps	58132 70	58753 03	Arylomycin_biosynthetic_gene_cluster (22% of genes show similarity)	BGC00003 06_c1		
Cluster 20	Bacteriocin	59544 24	59657 16	-	-		
Cluster 21	T1pks	61776 78	62724 26	Vicenistatin_biosynthetic_gene_cluster (60% of genes show similarity)	BGC00001 67_c1	2	CYP105AZ1; CYP105AZ2
Cluster 22	Terpene	66222 10	66487 95	Hopene_biosynthetic_gene_cluster (69% of genes show similarity)	BGC00006 63_c1		
Cluster 23	Blactam	67297 51	67531 70	Clavulanic_acid_biosynthetic_gene_cluster (20% of genes show similarity)	BGC00008 45_c1		
Cluster 24	Nrps	68090 52	68594 94	BE-14106_biosynthetic_gene_cluster (10% of genes show similarity)	BGC00000 29_c1		
Cluster 25	Bacteriocin-Otherks	69021 16	69633 14	A54145_biosynthetic_gene_cluster (5% of genes show similarity)	BGC00002 91_c1	1	CYP1057A1
Cluster 26	Terpene	70900 34	71155 26	Isorenieratene_biosynthetic_gene_cluster (100% of genes show similarity)	BGC00006 64_c1		
Cluster 27	Nrps	71295 34	71804 38	Coelichelin_biosynthetic_gene_cluster (90% of genes show similarity)	BGC00003 25_c1		
Cluster 28	Blactam-T1pks-Nrps	72871 63	74378 51	Carbapenem_MM_4550_biosynthetic_gene_cluster (65% of genes show similarity)	BGC00008 42_c1	2	CYP107BX5; CYP247A3
<i>Streptomyces fulvissimus</i>							
Cluster 1	Terpene	24365	49959	Isorenieratene_biosynthetic_gene_cluster (100% of genes show similarity)	BGC00006 64_c1		
Cluster 2	Nrps	11760 2	16483 1	A-500359s_biosynthetic_gene_cluster (5% of genes show similarity)	BGC00009 49_c1		
Cluster 3	Ectoine	19243 3	20283 4	-	-		
Cluster 4	Butyrolactone	29033 7	30128 7	Coelimycin_biosynthetic_gene_cluster (16% of genes show similarity)	BGC00000 38_c1		
Cluster 5	Terpene	33091 4	35312 7	-	-		
Cluster 6	Nrps-Transatpks-T1pks-Otherks	36279 8	47887 4	Griseobactin_biosynthetic_gene_cluster (94% of genes show similarity)	BGC00003 68_c1		
Cluster 7	Nrps	48351 7	53442 1	Coelichelin_biosynthetic_gene_cluster (81% of genes show similarity)	BGC00003 25_c1		
Cluster 8	T1pks-Nrps	54036 6	59084 3	Arsenopolyketides_biosynthetic_gene_cluster (45% of genes show similarity)	BGC00012 83_c1		
Cluster 9	T3pks	60156 2	64268 0	Herboxidiene_biosynthetic_gene_cluster (6% of genes show similarity)	BGC00010 65_c1	1	CYP107F4
Cluster 10	Terpene	11149 58	11360 52	Steffimycin_biosynthetic_gene_cluster (19% of genes show similarity)	BGC00002 73_c1		
Cluster 11	Ectoine	16127 19	16231 17	Ectoine_biosynthetic_gene_cluster (100% of genes show similarity)	BGC00008 53_c1		
Cluster 12	Lantipeptide	25908 11	26140 77	-	-		
Cluster 13	Siderophore	26855 18	26972 96	Desferrioxamine_B_biosynthetic_gene_cluster (100% of genes show similarity)	BGC00009 41_c1		
Cluster 14	Other	27833 66	28271 99	Bottromycin_A2_biosynthetic_gene_cluster (39% of genes show similarity)	BGC00004 69_c1		

Cluster 15	Thiopeptide	30790 00	31113 60	-	-		
Cluster 16	Nrps	33110 19	33758 70	Phosphonoglycans_biosynthetic_gene_cluster (3% of genes show similarity)	BGC00008 06_c1		
Cluster 17	T2pks	44540 92	44966 46	Auricin_biosynthetic_gene_cluster (44% of genes show similarity)	BGC00002 01_c1		
Cluster 18	Lassopeptide	45583 73	45809 98	SRO15-2005_biosynthetic_gene_cluster (100% of genes show similarity)	BGC00005 78_c1		
Cluster 19	T1pks	51060 90	51710 59	Streptazone_E_biosynthetic_gene_cluster (83% of genes show similarity)	BGC00012 96_c1		
Cluster 20	Lantipeptide	54443 94	54670 15	AmfS_biosynthetic_gene_cluster (100% of genes show similarity)	BGC00004 96_c1		
Cluster 21	Terpene	58127 28	58422 33	Calcimycin_biosynthetic_gene_cluster (17% of genes show similarity)	BGC00000 32_c1		
Cluster 22	Siderophore	63183 03	63330 08	-	-		
Cluster 23	Lantipeptide	65205 12	65451 33	Nataxazole_biosynthetic_gene_cluster (7% of genes show similarity)	BGC00012 13_c1		
Cluster 24	Other	66031 33	66471 34	Lomofungin_biosynthetic_gene_cluster (13% of genes show similarity)	BGC00013 02_c1		
Cluster 25	Bacteriocin	67070 89	67184 20	-	-		
Cluster 26	Nrps	68526 53	69131 75	Salinomycin_biosynthetic_gene_cluster (14% of genes show similarity)	BGC00001 44_c1		
Cluster 27	Arylpolyene	69672 95	70104 76	Hexaricin_biosynthetic_gene_cluster (6% of genes show similarity)	BGC00013 76_c1		
Cluster 28	T2pks	70295 70	70708 50	Nonactin_biosynthetic_gene_cluster (92% of genes show similarity)	BGC00002 52_c1		
Cluster 29	Terpene	73185 85	73451 77	Hopene_biosynthetic_gene_cluster (69% of genes show similarity)	BGC00006 63_c1		
Cluster 30	T1pks-Nrps	74123 28	74617 08	SGR_PTMs_biosynthetic_gene_cluster (100% of genes show similarity)	BGC00010 43_c1	1	CYP107BX3
Cluster 31	Bacteriocin	75009 70	75117 70	Tetronasin_biosynthetic_gene_cluster (3% of genes show similarity)	BGC00001 63_c1		
Cluster 32	Nrps	76485 30	77068 84	Valinomycin_biosynthetic_gene_cluster (22% of genes show similarity)	BGC00004 53_c1		
Cluster 33	Melanin	77128 79	77233 52	Melanin_biosynthetic_gene_cluster (100% of genes show similarity)	BGC00009 11_c1	1	CYP124G2
Cluster 34	T3pks	77559 34	77969 86	Alkylresorcinol_biosynthetic_gene_cluster (100% of genes show similarity)	BGC00002 82_c1		
<i>Streptomyces collinus</i>							
Cluster 1	Lantipeptide	17526 7	19833 5	Streptocollin_biosynthetic_gene_cluster (100% of genes show similarity)	BGC00012 26_c1		
Cluster 2	Lassopeptide-Nrps	19582 8	26530 7	Azicemicin_biosynthetic_gene_cluster (11% of genes show similarity)	BGC00002 02_c1		
Cluster 3	Transatpks-T1pks-Nrps	34101 8	50309 4	Kirromycin_biosynthetic_gene_cluster (81% of genes show similarity)	BGC00010 70_c1	2	CYP107CQ1; CYP105AJ2
Cluster 4	Terpene	68808 5	71334 7	Isorenieratene_biosynthetic_gene_cluster (100% of genes show similarity)	BGC00012 27_c1		
Cluster 5	Other	74923 4	79310 0	Lasalocid_biosynthetic_gene_cluster (11% of genes show similarity)	BGC00000 87_c1		
Cluster 6	Melanin-Terpene	10681 25	10937 83	Melanin_biosynthetic_gene_cluster (71% of genes show similarity)	BGC00009 08_c1		
Cluster 7	T1pks-Nrps	11137 79	11694 92	Piericidin_A1_biosynthetic_gene_cluster (16% of genes show similarity)	BGC00001 24_c1		
Cluster 8	Bacteriocin	11768 93	11888 15	-	-	2	CYP1059A1; CYP105B21
Cluster 9	Other	14566 13	14998 76	Stenothricin_biosynthetic_gene_cluster (13% of genes show similarity)	BGC00004 31_c1		
Cluster 10	T3pks	15008 91	15419 31	Herboxidiene_biosynthetic_gene_cluster (6% of genes show similarity)	BGC00010 65_c1	1	CYP158A2
Cluster 11	T1pks-Otherks	16005 38	16531 05	Cinnamycin_biosynthetic_gene_cluster (14% of genes show similarity)	BGC00005 03_c1		
Cluster 12	Ectoine	22736 46	22840 50	Ectoine_biosynthetic_gene_cluster (100% of genes show similarity)	BGC00008 53_c1		
Cluster 13	Thiopeptide-T2pks-	30308 14	31238 12	Sch47554/_Sch47555_biosynthetic_gene_cluster (25% of genes show similarity)	BGC00002 68_c1		

	Otherks-Nrps						
Cluster 14	Melanin	32996 12	33100 22	Istamycin_biosynthetic_gene_cluster (5% of genes show similarity)	BGC00007 00_c1		
Cluster 15	Siderophore	33924 88	34042 57	Desferrioxamine_B_biosynthetic_gene_cluster (100% of genes show similarity)	BGC00009 40_c1		
Cluster 16	T2pks	40492 56	40917 53	Spore_pigment_biosynthetic_gene_cluster (83% of genes show similarity)	BGC00002 71_c1		
Cluster 17	T1pks-Nrps	45414 82	45977 72	Chalcomycin_biosynthetic_gene_cluster (7% of genes show similarity)	BGC00000 35_c1		
Cluster 18	Nrps	49026 91	49577 21	PM100117/_PM100118_biosynthetic_gene_cluster (8% of genes show similarity)	BGC00013 59_c2		
Cluster 19	Nrps-Ladderane	54256 23	54842 84	Calcium-dependent_antibiotic_biosynthetic_gene_cluster (27% of genes show similarity)	BGC00003 15_c1		
Cluster 20	Terpene	56420 53	56630 66	Albaflavenone_biosynthetic_gene_cluster (100% of genes show similarity)	BGC00006 60_c1	1	CYP170A10
Cluster 21	Siderophore	62641 34	62763 02	-	-		
Cluster 22	Bacteriocin	64050 06	64171 50	Lipopeptide_8D1-1/_lipopeptide_8D1-2_biosynthetic_gene_clus... (4% of genes show similarity)	BGC00013 70_c1		
Cluster 23	T1pks	64303 89	64833 75	Tetronasin_biosynthetic_gene_cluster (3% of genes show similarity)	BGC00001 63_c1	2	CYP105BC1; CYP105AH2
Cluster 24	Bacteriocin	65487 25	65601 43	-	-		
Cluster 25	Terpene	65780 41	66002 03	-	-	1	CYP180A6
Cluster 26	Siderophore	67583 41	67714 98	-	-		
Cluster 27	Terpene	68622 92	68833 02	Pentalenolactone_biosynthetic_gene_cluster (58% of genes show similarity)	BGC00006 53_c1	1	CYP183A4
Cluster 28	Terpene	71180 21	71447 78	Hopene_biosynthetic_gene_cluster (92% of genes show similarity)	BGC00006 63_c1		
Cluster 29	Other	74169 24	74582 97	A-503083_biosynthetic_gene_cluster (7% of genes show similarity)	BGC00002 88_c1		
Cluster 30	Bacteriocin-Nrps	75274 90	76161 73	Informatipeptin_biosynthetic_gene_cluster (57% of genes show similarity)	BGC00005 18_c1	1	CYP113K3
Cluster 31	Transatpks-T1pks-Nrps	77698 31	79319 07	Kirromycin_biosynthetic_gene_cluster (81% of genes show similarity)	BGC00010 70_c1	2	CYP105AJ2; CYP107CQ1
Cluster 32	Lantipeptide-Lasso-peptide-Nrps	80076 18	81076 58	Streptocollin_biosynthetic_gene_cluster (100% of genes show similarity)	BGC00012 26_c1		
<i>Streptomyces rapamycinicus</i>							
Cluster 1	T3pks-T1pks-Nrps	38640	15010 3	Lobophorin_biosynthetic_gene_cluster (36% of genes show similarity)	BGC00011 83_c1		
Cluster 2	Nrps	53297 0	58395 8	Coelichelin_biosynthetic_gene_cluster (90% of genes show similarity)	BGC00003 25_c1		
Cluster 3	Butyrolactone	90046 6	91145 5	-	-		
Cluster 4	T1pks	10678 18	12061 34	ECO-02301_biosynthetic_gene_cluster (39% of genes show similarity)	BGC00000 52_c1	1	CYP105AX1
Cluster 5	T1pks	13929 61	15334 88	Nigericin_biosynthetic_gene_cluster (100% of genes show similarity)	BGC00001 14_c1	1	CYP124B3
Cluster 6	T1pks	15361 14	15799 59	Salinomycin_biosynthetic_gene_cluster (8% of genes show similarity)	BGC00001 44_c1		
Cluster 7	T1pks	16803 21	17572 12	Elaiophylin_biosynthetic_gene_cluster (87% of genes show similarity)	BGC00000 53_c1		
Cluster 8	Hserlactone	19338 09	19545 64	Daptomycin_biosynthetic_gene_cluster (4% of genes show similarity)	BGC00003 36_c1		
Cluster 9	Butyrolactone	19651 92	19761 24	Meilingmycin_biosynthetic_gene_cluster (2% of genes show similarity)	BGC00000 93_c1		
Cluster 10	T1pks-Nrps	21821 93	22351 70	Meilingmycin_biosynthetic_gene_cluster (4% of genes show similarity)	BGC00000 93_c1		
Cluster 11	T3pks-Nrps	22925 84	23943 38	Feglymycin_biosynthetic_gene_cluster (78% of genes show similarity)	BGC00012 33_c1		

Cluster 12	T1pks-Nrps	2500404	2707075	Neocarzinil_biosynthetic_gene_cluster (57% of genes show similarity)	BGC0000111_c1	3	CYP161D1; CYP105AT1; CYP107L12
Cluster 13	Lantipeptide	2709760	2747820	BE-7585A_biosynthetic_gene_cluster (23% of genes show similarity)	BGC0000203_c1		
Cluster 14	Lassopeptide	2873655	2896097	Streptomycin_biosynthetic_gene_cluster (4% of genes show similarity)	BGC0000717_c1		
Cluster 15	Terpene	2934213	2960877	Hopene_biosynthetic_gene_cluster (76% of genes show similarity)	BGC0000663_c1	1	CYP1013A2
Cluster 16	T2pks	3350102	3392617	Spore_pigment_biosynthetic_gene_cluster (75% of genes show similarity)	BGC0000271_c1		
Cluster 17	Bacteriocin	3679519	3690859	-	-		
Cluster 18	Siderophore	3859558	3871444	-	-		
Cluster 19	Other	4448217	4490991	Echosides_biosynthetic_gene_cluster (100% of genes show similarity)	BGC0000340_c1		
Cluster 20	Siderophore	5052198	5063985	Desferrioxamine_B_biosynthetic_gene_cluster (100% of genes show similarity)	BGC0000940_c1		
Cluster 21	T1pks-Nrps	5362278	5478116	TP-1161_biosynthetic_gene_cluster (41% of genes show similarity)	BGC0000615_c1	1	CYP105AU1
Cluster 22	Terpene	6406844	6429246	-	-	1	CYP147F5
Cluster 23	Nrps-Arylpolyene-Ladderane	6723014	6828195	Skylamycin_biosynthetic_gene_cluster (44% of genes show similarity)	BGC0000429_c1	3	CYP107CE1; CYP107CF1; CYP163B4
Cluster 24	Indole	7126202	7147344	7-prenylisatin_biosynthetic_gene_cluster (40% of genes show similarity)	BGC0001294_c1	2	CYP156B6; CYP107U9
Cluster 25	Nrps	7363926	7407936	Ochrotoxic_pigment_biosynthetic_gene_cluster (75% of genes show similarity)	BGC0000918_c1		
Cluster 26	Arylpolyene-Ladderane	7459089	7501424	WS9326_biosynthetic_gene_cluster (25% of genes show similarity)	BGC0001297_c1		
Cluster 27	T1pks	7670799	7852915	ECO-02301_biosynthetic_gene_cluster (57% of genes show similarity)	BGC0000052_c1		
Cluster 28	Terpene	8356513	8377778	-	-	2	CYP125A20; CYP156C8
Cluster 29	Ectoine	9039123	9049527	Ectoine_biosynthetic_gene_cluster (100% of genes show similarity)	BGC0000853_c1		
Cluster 30	T1pks-Siderophore	9207893	9280685	Apoptolidin_biosynthetic_gene_cluster (23% of genes show similarity)	BGC0000021_c1		
Cluster 31	Terpene	9291107	9312180	Xiamycin_biosynthetic_gene_cluster (26% of genes show similarity)	BGC0000665_c1		
Cluster 32	T1pks	9618433	9752874	Oligomycin_biosynthetic_gene_cluster (50% of genes show similarity)	BGC0000117_c1	3	CYP194B3; CYP194B4; CYP107BS2
Cluster 33	Other	9825530	9867362	BD-12_biosynthetic_gene_cluster (75% of genes show similarity)	BGC0001379_c1		
Cluster 34	T1pks-Nrps	9905472	10151658	Rapamycin_biosynthetic_gene_cluster (96% of genes show similarity)	BGC0001040_c1	3	CYP105AW1; CYP122A4; CYP107G2
Cluster 35	Otherks	10231970	10272998	Galbonolides_biosynthetic_gene_cluster (20% of genes show similarity)	BGC0000065_c1	1	CYP183F1
Cluster 36	Terpene	10275433	10296563	2-methylisoborneol_biosynthetic_gene_cluster (100% of genes show similarity)	BGC0000658_c1		
Cluster 37	Terpene	10714282	10735382	-	-		
Cluster 38	T1pks-Arylpolyene-Ladderane	10828170	10879625	Skylamycin_biosynthetic_gene_cluster (18% of genes show similarity)	BGC0000429_c1	1	CYP107B3
Cluster 39	T1pks-Nrps	11126450	11244528	Meridamycin_biosynthetic_gene_cluster (73% of genes show similarity)	BGC0001011_c1	1	CYP105AY1
Cluster 40	T1pks	11250323	11334466	Hygrocin_biosynthetic_gene_cluster (90% of genes show similarity)	BGC0000075_c1	1	CYP107AD1

Cluster 41	Bacteriocin-Nrps-Lantipeptide-T1pks-Otherks	11489 476	11707 824	Bafilomycin_biosynthetic_gene_cluster (50% of genes show similarity)	BGC00000 28_c1	3	CYP105AN3; CYP107E9; CYP155A5
Cluster 42	Terpene	11918 860	11939 768	-	-	1	CYP105AV1
Cluster 43	Other	11989 963	12032 665	Herboxidiene_biosynthetic_gene_cluster (4% of genes show similarity)	BGC00010 65_c1		
Cluster 44	T1pks	12189 709	12284 210	Concanamycin_A_biosynthetic_gene_cluster (21% of genes show similarity)	BGC00000 40_c1	1	CYP107CD1
Cluster 45	Nrps	12397 424	12450 754	-	-		
Cluster 46	T1pks	12467 081	12520 518	Geldanamycin_biosynthetic_gene_cluster (21% of genes show similarity)	BGC00000 66_c1		
Cluster 47	Terpene	12663 104	12688 864	Carotenoid_biosynthetic_gene_cluster (63% of genes show similarity)	BGC00006 33_c1		
<i>Streptomyces albulus</i> NK660							
Cluster 1	Butyrolactone	19185 6	20272 5	Chalcomycin_biosynthetic_gene_cluster (7% of genes show similarity)	BGC00000 35_c1	1	CYP107L43
Cluster 2	T1pks	22331 2	26824 6	Ansamitocin_biosynthetic_gene_cluster (12% of genes show similarity)	BGC00000 20_c1		
Cluster 3	Other	29304 8	33388 4	Guadinomine_biosynthetic_gene_cluster (7% of genes show similarity)	BGC00009 98_c1	1	CYP1190A1
Cluster 4	T1pks-Nrps	38458 3	44030 8	Sporolide_biosynthetic_gene_cluster (8% of genes show similarity)	BGC00001 50_c1		
Cluster 5	Other	45535 0	49861 0	Stenothricin_biosynthetic_gene_cluster (13% of genes show similarity)	BGC00004 31_c1		
Cluster 6	Other	72929 9	77240 0	-	-	1	CYP1192A1
Cluster 7	Lantipeptide	80253 2	82698 4	Himastatin_biosynthetic_gene_cluster (8% of genes show similarity)	BGC00011 17_c1		
Cluster 8	T1pks-Nrps	95616 2	10473 37	Siomycin_biosynthetic_gene_cluster (7% of genes show similarity)	BGC00006 11_c1	1	CYP1191A1
Cluster 9	Nrps	12514 61	13153 74	Laspartomycin_biosynthetic_gene_cluster (11% of genes show similarity)	BGC00003 79_c1	1	CYP107EB1
Cluster 10	Transatpks-T1pks-Nrps	13232 78	13730 00	Cinnabaramide_biosynthetic_gene_cluster (18% of genes show similarity)	BGC00009 71_c1	2	CYP163B9; CYP105AA13
Cluster 11	T1pks	15180 10	16261 08	Nystatin_biosynthetic_gene_cluster (81% of genes show similarity)	BGC00001 15_c1	2	CYP105H9; CYP161A7
Cluster 12	Bacteriocin	16816 44	16918 59	-	-		
Cluster 13	T2pks	17391 94	17817 09	Spore_pigment_biosynthetic_gene_cluster (83% of genes show similarity)	BGC00002 71_c1		
Cluster 14	Lantipeptide-Lasso-peptide	23146 63	23441 01	Streptomycin_biosynthetic_gene_cluster (8% of genes show similarity)	BGC00007 17_c1		
Cluster 15	Siderophore	26031 21	26149 23	Desferrioxamine_B_biosynthetic_gene_cluster (80% of genes show similarity)	BGC00009 41_c1		
Cluster 16	Ectoine	26899 10	27003 20	Ectoine_biosynthetic_gene_cluster (100% of genes show similarity)	BGC00008 53_c1		
Cluster 17	Terpene	50362 19	50585 16	Salinomycin_biosynthetic_gene_cluster (6% of genes show similarity)	BGC00001 44_c1		
Cluster 18	Transatpks-Nrps	61899 40	62927 93	Oxazolomycin_biosynthetic_gene_cluster (24% of genes show similarity)	BGC00011 06_c1	3	CYP107B6; CYP1189A1; CYP1189A2
Cluster 19	Siderophore	67260 80	67403 35	-	-		
Cluster 20	T3pks-Otherks-Butyrolactone-Nrps	68073 54	69222 17	Svaricin_biosynthetic_gene_cluster (15% of genes show similarity)	BGC00013 82_c1	2	CYP107F9; CYP163C3
Cluster 21	Lantipeptide	71718 14	71963 75	-	-		
Cluster 22	T2pks-Oligosaccharide	75020 25	76082 93	Rabelomycin_biosynthetic_gene_cluster (39% of genes show similarity)	BGC00002 62_c1	2	CYP113D6; CYP157C28

	Nucleoside-Nrps						
Cluster 23	Terpene	77150 89	77417 66	Hopene_biosynthetic_gene_cluster (61% of genes show similarity)	BGC00006 63_c1		
Cluster 24	Butyrolactone	79923 40	80489 38	Oxazolomycin_biosynthetic_gene_cluster (9% of genes show similarity)	BGC00011 06_c1		
Cluster 25	Butyrolactone	82902 73	83012 71	Coelimycin_biosynthetic_gene_cluster (8% of genes show similarity)	BGC00000 38_c1	1	CYP107AE9
Cluster 26	Nrps	84353 86	84903 22	Azicemicin_biosynthetic_gene_cluster (11% of genes show similarity)	BGC00002 02_c1		
Cluster 27	Lantipeptide	84998 91	85612 29	SAL-2242_biosynthetic_gene_cluster (100% of genes show similarity)	BGC00005 46_c1	1	CYP251G1
Cluster 28	Butyrolactone	85990 16	86099 51	Lactonamycin_biosynthetic_gene_cluster (7% of genes show similarity)	BGC00002 38_c1		
Cluster 29	Other	88420 91	88846 04	Stenothricin_biosynthetic_gene_cluster (13% of genes show similarity)	BGC00004 31_c1		
Cluster 30	Terpene-T1pks	89468 18	91033 83	Nystatin_biosynthetic_gene_cluster (81% of genes show similarity)	BGC00001 15_c1	2	CYP161A6; CYP105H1
Cluster 31	T1pks	91570 43	92407 50	Kedarcidin_biosynthetic_gene_cluster (4% of genes show similarity)	BGC00000 81_c1		
Cluster 32	Lantipeptide	92602 81	92888 95	9-methylstreptimidone_biosynthetic_gene_cluster (25% of genes show similarity)	BGC00001 71_c1		
Cluster 33	T1pks	93308 79	93602 81	-	-		
<i>Streptomyces albus</i> ZPM							
Cluster 1	Nrps	17026	10975 3	Himastatin_biosynthetic_gene_cluster (24% of genes show similarity)	BGC00011 17_c1	3	CYP107EL1; CYP163B8; CYP107EA2
Cluster 2	Butyrolactone	33090 7	34177 6	Chalcomycin_biosynthetic_gene_cluster (7% of genes show similarity)	BGC00000 35_c1	1	CYP107L43
Cluster 3	Other	43381 5	47463 9	Guadinomine_biosynthetic_gene_cluster (7% of genes show similarity)	BGC00009 98_c1	1	CYP1190A1
Cluster 4	T1pks-Nrps	52661 4	58230 4	Sporolide_biosynthetic_gene_cluster (8% of genes show similarity)	BGC00001 50_c1		
Cluster 5	Other	59679 7	64005 7	Stenothricin_biosynthetic_gene_cluster (13% of genes show similarity)	BGC00004 31_c1		
Cluster 6	Other	88306 6	92616 7	Tetarimycin_biosynthetic_gene_cluster (5% of genes show similarity)	BGC00002 74_c1	3	CYP147F21; CYP1060A2; CYP1192A1
Cluster 7	Lantipeptide	95433 6	97878 8	Himastatin_biosynthetic_gene_cluster (8% of genes show similarity)	BGC00011 17_c1		
Cluster 8	T1pks	11031 65	11505 68	Hygrocin_biosynthetic_gene_cluster (6% of genes show similarity)	BGC00000 75_c1	1	CYP1191A1
Cluster 9	Nrps	14131 55	14681 94	Carbapenem_MM_4550_biosynthetic_gene_cluster (6% of genes show similarity)	BGC00008 42_c1		
Cluster 10	Transatpks-T1pks-Nrps	14761 72	15258 94	Cinnabaramide_biosynthetic_gene_cluster (18% of genes show similarity)	BGC00009 71_c1	2	CYP163B9; CYP105AA13
Cluster 11	T1pks	16709 52	17161 62	Rimocidin_biosynthetic_gene_cluster (63% of genes show similarity)	BGC00001 38_c1	1	CYP105H9
Cluster 12	Bacteriocin	18388 97	18491 12	-	-		
Cluster 13	T2pks	18967 64	19392 79	Spore_pigment_biosynthetic_gene_cluster (83% of genes show similarity)	BGC00002 71_c1		
Cluster 14	Siderophore	27709 65	27827 67	Desferrioxamine_B_biosynthetic_gene_cluster (80% of genes show similarity)	BGC00009 41_c1		
Cluster 15	Siderophore	28656 68	28803 51	-	-		
Cluster 16	Ectoine	30212 73	30316 83	Ectoine_biosynthetic_gene_cluster (100% of genes show similarity)	BGC00008 53_c1		
Cluster 17	Terpene	53581 47	53804 44	Salinomycin_biosynthetic_gene_cluster (6% of genes show similarity)	BGC00001 44_c1		
Cluster 18	Other	60450 12	60892 26	Meridamycin_biosynthetic_gene_cluster (5% of genes show similarity)	BGC00010 11_c1		
Cluster 19	Transatpks-Nrps	65543 22	66384 19	Oxazolomycin_biosynthetic_gene_cluster (24% of genes show similarity)	BGC00011 06_c1	2	CYP1189A1; CYP1189A2
Cluster 20	T3pks	70153 96	70564 48	FD-594_biosynthetic_gene_cluster (8% of genes show similarity)	BGC00002 22_c1	1	CYP107F9

Cluster 21	Otherks-Butyrolactone-Nrps	7041728	7131800	FD-594_biosynthetic_gene_cluster (8% of genes show similarity)	BGC0000222_c1	1	CYP163C3
Cluster 22	Lantipeptide	7528854	7553415	-	-		
Cluster 23	T2pks-Oligosaccharide-Nucleoside-Nrps	7788124	7894680	Rabelomycin_biosynthetic_gene_cluster (39% of genes show similarity)	BGC0000262_c1	2	CYP113D6; CYP157C28
Cluster 24	Terpene	8001771	8028454	Hopene_biosynthetic_gene_cluster (61% of genes show similarity)	BGC0000663_c1		
Cluster 25	Butyrolactone	8283727	8340249	Oxazolomycin_biosynthetic_gene_cluster (9% of genes show similarity)	BGC0001106_c1		
Cluster 26	Butyrolactone	8585464	8596462	Coelimycin_biosynthetic_gene_cluster (8% of genes show similarity)	BGC0000038_c1	1	CYP107AE9
Cluster 27	Nrps	8706076	8762919	Azicemicin_biosynthetic_gene_cluster (13% of genes show similarity)	BGC0000202_c1		
Cluster 28	Lantipeptide	8771860	8833243	SapB_biosynthetic_gene_cluster (75% of genes show similarity)	BGC0000551_c1	1	CYP251G1
Cluster 29	Butyrolactone	8870590	8881525	Lactonamycin_biosynthetic_gene_cluster (7% of genes show similarity)	BGC0000238_c1		
Cluster 30	Other	9116811	9160601	Stenothricin_biosynthetic_gene_cluster (13% of genes show similarity)	BGC0000431_c1		
Cluster 31	T1pks	9240892	9287062	Nystatin_biosynthetic_gene_cluster (50% of genes show similarity)	BGC0000115_c1	2	CYP161A6; CYP105H1
Cluster 32	Terpene	9358138	9379196	Marinacarboline_biosynthetic_gene_cluster (23% of genes show similarity)	BGC0001137_c1		
Cluster 33	Other	9444178	9526669	Toxoflavin_biosynthetic_gene_cluster (50% of genes show similarity)	BGC0000929_c1		
Cluster 34	Lantipeptide	9545426	9574041	9-methylstreptimidone_biosynthetic_gene_cluster (25% of genes show similarity)	BGC0000171_c1		
Cluster 35	Nrps	9674825	9767552	Himastatin_biosynthetic_gene_cluster (24% of genes show similarity)	BGC0001117_c1	3	CYP107EA2; CYP163B8; CYP107EL1
<i>Streptomyces lividans</i>							
Cluster 1	Terpene	16436	37485	A54145_biosynthetic_gene_cluster (8% of genes show similarity)	BGC0000291_c1		
Cluster 2	T3pks-Terpene-Nrps	135815	218933	Coelibactin_biosynthetic_gene_cluster (100% of genes show similarity)	BGC0000324_c1	1	CYP105N1
Cluster 3	Indole	408329	429456	Ravidomycin_biosynthetic_gene_cluster (5% of genes show similarity)	BGC0000263_c1		
Cluster 4	Other	683230	724117	-	-		
Cluster 5	Terpene	1013200	1039941	Hopene_biosynthetic_gene_cluster (92% of genes show similarity)	BGC0000663_c1		
Cluster 6	Lantipeptide	1112999	1135713	SapB_biosynthetic_gene_cluster (100% of genes show similarity)	BGC0000551_c1		
Cluster 7	Nrps	1379776	1427601	Nogalamycin_biosynthetic_gene_cluster (40% of genes show similarity)	BGC0000249_c1		
Cluster 8	Butyrolactone-T1pks	1504046	1584720	Coelimycin_biosynthetic_gene_cluster (100% of genes show similarity)	BGC0000038_c1		
Cluster 9	Siderophore	1600479	1613686	Enduracidin_biosynthetic_gene_cluster (8% of genes show similarity)	BGC0000341_c1		
Cluster 10	Terpene	1777516	1799696	Herboxidiene_biosynthetic_gene_cluster (2% of genes show similarity)	BGC0001065_c1		
Cluster 11	Bacteriocin	1811789	1823105	-	-		
Cluster 12	T1pks	2069522	2116415	Undecylprodigiosin_biosynthetic_gene_cluster (100% of genes show similarity)	BGC0001063_c1		
Cluster 13	Siderophore	2198321	2210267	-	-		
Cluster 14	T2pks	2687566	2730108	Spore_pigment_biosynthetic_gene_cluster (66% of genes show similarity)	BGC0000271_c1		
Cluster 15	Terpene	2804079	2825092	Albaflavenone_biosynthetic_gene_cluster (100% of genes show similarity)	BGC0000660_c1	1	CYP170A1

Cluster 16	T2pks	29437 24	29862 18	Actinorhodin_biosynthetic_gene_cluster (100% of genes show similarity)	BGC00001 94_c1		
Cluster 17	Nrps	47379 16	48185 57	Calcium-dependent_antibiotic_biosynthetic_gene_cluster (90% of genes show similarity)	BGC00003 15_c1		
Cluster 18	Siderophore	52901 07	53018 91	Desferrioxamine_B_biosynthetic_gene_cluster (100% of genes show similarity)	BGC00009 40_c1		
Cluster 19	Melanin	53843 85	53949 54	Lactonamycin_biosynthetic_gene_cluster (3% of genes show similarity)	BGC00002 38_c1		
Cluster 20	Ectoine	63364 08	63468 06	Ectoine_biosynthetic_gene_cluster (100% of genes show similarity)	BGC00008 53_c1		
Cluster 21	T3pks	70417 42	70828 66	Herboxidiene_biosynthetic_gene_cluster (8% of genes show similarity)	BGC00010 65_c1	1	CYP158A2
Cluster 22	Bacteriocin	75705 10	75807 25	Informatipeptin_biosynthetic_gene_cluster (42% of genes show similarity)	BGC00005 18_c1		
Cluster 23	Nrps	78264 45	78773 82	Coelichelin_biosynthetic_gene_cluster (100% of genes show similarity)	BGC00003 25_c1		
Cluster 24	Lantipeptide	81007 85	81358 84	Sanglifehrin_A_biosynthetic_gene_cluster (4% of genes show similarity)	BGC00010 42_c1		
Cluster 25	Terpene	81800 92	82055 99	Isorenieratene_biosynthetic_gene_cluster (100% of genes show similarity)	BGC00006 64_c1		
Cluster 26	T1pks-Otherks	82418 96	82948 72	Leinamycin_biosynthetic_gene_cluster (2% of genes show similarity)	BGC00011 01_c1		
Cluster 27	Terpene	83077 99	83288 48	Glycopeptidolipid_biosynthetic_gene_cluster (10% of genes show similarity)	BGC00003 62_c1		
<i>Streptomyces glaucescens</i>							
Cluster 1	Thiopeptide	15407 3	18172 5	Lactazole_biosynthetic_gene_cluster (55% of genes show similarity)	BGC00006 06_c1		
Cluster 2	Other	19391 1	23561 7	Acarviostatin_biosynthetic_gene_cluster (37% of genes show similarity)	BGC00008 04_c1	1	CYP178B1
Cluster 3	Amglyccycl	27398 0	30070 0	5'-hydroxystreptomycin_biosynthetic_gene_cluster (95% of genes show similarity)	BGC00006 90_c1		
Cluster 4	Terpene	36576 7	39161 4	Carotenoid_biosynthetic_gene_cluster (63% of genes show similarity)	BGC00006 33_c1		
Cluster 5	Melanin	62241 5	63281 9	Melanin_biosynthetic_gene_cluster (57% of genes show similarity)	BGC00009 08_c1		
Cluster 6	Nrps	99453 1	11071 37	SW-163_biosynthetic_gene_cluster (32% of genes show similarity)	BGC00004 34_c1	1	CYP163B10
Cluster 7	Other	11204 87	11615 69	BE-14106_biosynthetic_gene_cluster (17% of genes show similarity)	BGC00000 29_c1		
Cluster 8	T1pks-Otherks	16139 39	16686 25	Xantholipin_biosynthetic_gene_cluster (6% of genes show similarity)	BGC00002 79_c1		
Cluster 9	Ectoine	18970 08	19074 12	Ectoine_biosynthetic_gene_cluster (100% of genes show similarity)	BGC00008 53_c1		
Cluster 10	Melanin	28207 76	28313 24	Melanin_biosynthetic_gene_cluster (80% of genes show similarity)	BGC00009 09_c1		
Cluster 11	Siderophore	29140 60	29258 29	Desferrioxamine_B_biosynthetic_gene_cluster (100% of genes show similarity)	BGC00009 40_c1		
Cluster 12	Terpene	50855 49	51064 72	Albaflavenone_biosynthetic_gene_cluster (100% of genes show similarity)	BGC00006 60_c1	1	CYP170A22
Cluster 13	Siderophore	56829 14	56948 78	-	-		
Cluster 14	Lassopeptide	57669 33	57897 27	-	-		
Cluster 15	Butyrolactone	58029 42	58138 74	Coelimecin_biosynthetic_gene_cluster (8% of genes show similarity)	BGC00000 38_c1		
Cluster 16	Bacteriocin	59033 35	59146 78	-	-		
Cluster 17	Terpene	59423 44	59645 21	-	-	1	CYP180A9
Cluster 18	T2pks	59920 56	60345 62	Tetracenomycin_biosynthetic_gene_cluster (100% of genes show similarity)	BGC00002 75_c1		
Cluster 19	Siderophore	61062 23	61193 35	Grincamycin_biosynthetic_gene_cluster (5% of genes show similarity)	BGC00002 29_c1		
Cluster 20	Terpene	64511 73	64782 11	Hopene_biosynthetic_gene_cluster (69% of genes show similarity)	BGC00006 63_c1		

Cluster 21	T2pks	65637 75	66400 31	Spore_pigment_biosynthetic_gene_cluster (66% of genes show similarity)	BGC00002 71_c1	1	CYP107AH4
Cluster 22	Terpene	68117 06	68327 37	-	-	1	CYP157K3
Cluster 23	Bacteriocin	68514 21	68616 36	Informatipeptin_biosynthetic_gene_cluster (42% of genes show similarity)	BGC00005 18_c1		
Cluster 24	Lasso peptide	70619 12	70844 80	-	-		
Cluster 25	Nrps	70949 80	71735 84	Zorbamycin_biosynthetic_gene_cluster (8% of genes show similarity)	BGC00010 58_c1	1	CYP113K5
<i>Streptomyces vietnamensis</i>							
Cluster 1	Lantipeptide	34604 5	37390 4	Venezuelin_biosynthetic_gene_cluster (75% of genes show similarity)	BGC00005 63_c1		
Cluster 2	Nrps	39996 8	45532 0	Streptolydigin_biosynthetic_gene_cluster (10% of genes show similarity)	BGC00010 46_c1		
Cluster 3	Ectoine	56611 3	57652 9	Ectoine_biosynthetic_gene_cluster (100% of genes show similarity)	BGC00008 53_c1		
Cluster 4	Terpene	64154 0	66373 8	-	-		
Cluster 5	Butyrolactone	69018 0	70110 9	Coelimycin_biosynthetic_gene_cluster (8% of genes show similarity)	BGC00000 38_c1		
Cluster 6	Butyrolactone-T1pks-Nrps	74236 8	86791 2	Lankamycin_biosynthetic_gene_cluster (26% of genes show similarity)	BGC00000 85_c1		
Cluster 7	Other	24147 87	24553 59	Lomofungin_biosynthetic_gene_cluster (13% of genes show similarity)	BGC00013 02_c1	1	CYP121A2
Cluster 8	Siderophore	30144 27	30259 98	-	-		
Cluster 9	Siderophore	31041 04	31158 73	Desferrioxamine_B_biosynthetic_gene_cluster (100% of genes show similarity)	BGC00009 41_c1		
Cluster 10	T2pks	41902 66	42327 87	Granaticin_biosynthetic_gene_cluster (64% of genes show similarity)	BGC00002 27_c1		
Cluster 11	Other	46927 00	47364 19	Saframycin_A_biosynthetic_gene_cluster (12% of genes show similarity)	BGC00004 22_c1		
Cluster 12	Melanin	53412 38	53516 39	Istamycin_biosynthetic_gene_cluster (8% of genes show similarity)	BGC00007 00_c1		
Cluster 13	Other	57915 45	58326 48	Stambomycin_biosynthetic_gene_cluster (16% of genes show similarity)	BGC00001 51_c1		
Cluster 14	Thiopeptide	58448 01	58710 88	BD-12_biosynthetic_gene_cluster (14% of genes show similarity)	BGC00013 79_c1		
Cluster 15	Siderophore	62293 49	62411 84	-	-		
Cluster 16	T2pks-Nrps	63415 78	64223 45	Kinamycin_biosynthetic_gene_cluster (51% of genes show similarity)	BGC00002 36_c1	3	CYP1029A3; CYP1423A1; CYP285A5
Cluster 17	Bacteriocin	65098 24	65212 12	-	-		
Cluster 18	Butyrolactone	66465 23	66574 73	Griseoviridin_/viridogrisein_biosynthetic_gene_cluster (11% of genes show similarity)	BGC00004 59_c1		
Cluster 19	Terpene	70093 07	70362 49	Hopene_biosynthetic_gene_cluster (69% of genes show similarity)	BGC00006 63_c1		
Cluster 20	Bacteriocin	70871 07	70979 22	-	-		
Cluster 21	Other	71757 41	72175 52	Enduracidin_biosynthetic_gene_cluster (14% of genes show similarity)	BGC00003 41_c1		
Cluster 22	Terpene	72976 87	73190 81	Griseobactin_biosynthetic_gene_cluster (11% of genes show similarity)	BGC00003 68_c1		
Cluster 23	Lantipeptide	77786 04	78024 17	-	-	1	CYP107LD1
Cluster 24	T2pks-Lantipeptide-Terpene	79129 92	79913 37	Spore_pigment_biosynthetic_gene_cluster (83% of genes show similarity)	BGC00002 71_c1	2	CYP154C11; CYP157A19
Cluster 25	Other	82875 63	83314 71	-	-		
Cluster 26	T1pks-Nrps	83677 12	84170 38	Heat-stable_antifungal_factor_biosynthetic_gene_cluster (75% of genes show similarity)	BGC00009 99_c1		

Cluster 27	Lantipeptide	84577 14	84847 69	A54145_biosynthetic_gene_cluster (5% of genes show similarity)	BGC00002 91_c1		
<i>Streptomyces sp. 769</i>							
Cluster 1	Butyrolactone-T1pks-Nrps	37787	17454 8	Coelimycin_biosynthetic_gene_cluster (29% of genes show similarity)	BGC00000 38_c1	1	CYP105BA3
Cluster 2	T1pks-Arylpolyene	20575 3	28780 9	Ansamitocin_biosynthetic_gene_cluster (14% of genes show similarity)	BGC00000 20_c1	3	CYP107EM1; CYP1198A1; CYP105BV1
Cluster 3	Terpene	39034 3	41140 1	2-methylisoborneol_biosynthetic_gene_cluster (100% of genes show similarity)	BGC00006 58_c1		
Cluster 4	Lantipeptide-Nrps	46263 2	54443 2	A-503083_biosynthetic_gene_cluster (7% of genes show similarity)	BGC00002 88_c1		
Cluster 5	Terpene	60535 1	62624 7	-	-		
Cluster 6	Terpene	70588 4	72685 2	-	-	1	CYP157C31
Cluster 7	T1pks	79674 0	94071 5	Nystatin_biosynthetic_gene_cluster (100% of genes show similarity)	BGC00001 15_c1	2	CYP105H1; CYP161A6
Cluster 8	Butyrolactone	13904 94	14013 39	Coelimycin_biosynthetic_gene_cluster (8% of genes show similarity)	BGC00000 38_c1	1	CYP107AE10
Cluster 9	Bacteriocin-Butyrolactone	16508 49	17588 90	Sch47554/_Sch47555_biosynthetic_gene_cluster (10% of genes show similarity)	BGC00002 68_c1		
Cluster 10	Terpene	20747 20	21014 03	Hopene_biosynthetic_gene_cluster (61% of genes show similarity)	BGC00006 63_c1		
Cluster 11	Lasso peptide	22831 78	23057 12	-	-		
Cluster 12	T3pks	29676 42	30087 06	FD-594_biosynthetic_gene_cluster (8% of genes show similarity)	BGC00002 22_c1	1	CYP107F9
Cluster 13	Nrps	30680 17	31301 13	Desotamide_biosynthetic_gene_cluster (63% of genes show similarity)	BGC00011 96_c1		
Cluster 14	Siderophore	31368 14	31514 93	-	-		
Cluster 15	Other	34704 79	35111 62	Albonoursin_biosynthetic_gene_cluster (83% of genes show similarity)	BGC00008 51_c1		
Cluster 16	T1pks	39517 61	40576 62	Aldgamycin_biosynthetic_gene_cluster (47% of genes show similarity)	BGC00013 96_c1	3	CYP105DE1; CYP105BS1; CYP1197A1
Cluster 17	Other	41496 55	41938 03	-	-		
Cluster 18	Linaridin	46250 17	46459 24	Legonaridin_biosynthetic_gene_cluster (55% of genes show similarity)	BGC00011 88_c1		
Cluster 19	Terpene	47897 80	48120 17	Salinomycin_biosynthetic_gene_cluster (6% of genes show similarity)	BGC00001 44_c1		
Cluster 20	Lantipeptide	61688 69	61933 34	Melanin_biosynthetic_gene_cluster (40% of genes show similarity)	BGC00009 09_c1		
Cluster 21	Ectoine	71508 07	71612 11	Ectoine_biosynthetic_gene_cluster (100% of genes show similarity)	BGC00008 53_c1		
Cluster 22	Siderophore	72399 80	72517 85	Desferrioxamine_B_biosynthetic_gene_cluster (80% of genes show similarity)	BGC00009 41_c1		
Cluster 23	Thiopeptide-T1pks	73823 58	74456 46	Virginiamycin_biosynthetic_gene_cluster (33% of genes show similarity)	BGC00011 16_c1	1	CYP184A8
Cluster 24	Lantipeptide	76316 82	76698 77	Streptomycin_biosynthetic_gene_cluster (16% of genes show similarity)	BGC00007 17_c1		
Cluster 25	Nrps	78343 76	79186 70	Streptolydigin_biosynthetic_gene_cluster (15% of genes show similarity)	BGC00010 46_c1	1	CYP1196A1
Cluster 26	T2pks	82320 06	82745 21	Spore_pigment_biosynthetic_gene_cluster (83% of genes show similarity)	BGC00002 71_c1		
Cluster 27	Bacteriocin	83271 76	83374 27	-	-		
Cluster 28	T1pks	86990 10	87465 27	Zorbamycin_biosynthetic_gene_cluster (6% of genes show similarity)	BGC00010 58_c1		
Cluster 29	Transatpks-Nrps	87643 53	88738 00	Cycloheximide/_actiphenol_biosynthetic_gene_cluster (50% of genes show similarity)	BGC00001 75_c1	2	CYP107CA2; CYP154D14
Cluster 30	Nrps	88976 13	89451 99	A54145_biosynthetic_gene_cluster (6% of genes show similarity)	BGC00002 91_c1		

Cluster 31	Lantipeptide	8994980	9034826	Hygrocin_biosynthetic_gene_cluster (6% of genes show similarity)	BGC0000075_c1	1	CYP107L42
Cluster 32	Terpene-T3pks-T1pks-Nrps	9424609	9517486	Friulimicin_biosynthetic_gene_cluster (9% of genes show similarity)	BGC0000354_c1		
Cluster 33	T1pks-Otherks	9531023	9582274	-	-		
Cluster 34	Lantipeptide-Nrps	9598330	9713563	Zorbamycin_biosynthetic_gene_cluster (8% of genes show similarity)	BGC0001058_c1	2	CYP163B; CYP1278B1
Cluster 35	Terpene-T1pks	9773372	9896021	Natamycin_biosynthetic_gene_cluster (68% of genes show similarity)	BGC0000108_c1	1	CYP105H8
Cluster 36	T1pks-Butyrolactone-Nrps	9926227	10062988	Coelimycin_biosynthetic_gene_cluster (29% of genes show similarity)	BGC0000038_c1	1	CYP105BA3
<i>Streptomyces cyaneogriseus</i>							
Cluster 1	T1pks	181794	235227	Pristinamycin_biosynthetic_gene_cluster (7% of genes show similarity)	BGC0000952_c3	2	CYP107L35; CYP105BT1
Cluster 2	Terpene	343990	368554	Carotenoid_biosynthetic_gene_cluster (45% of genes show similarity)	BGC0000633_c1		
Cluster 3	T2pks	511967	554485	Spore_pigment_biosynthetic_gene_cluster (83% of genes show similarity)	BGC0000271_c1		
Cluster 4	Transatpks-T1pks-Nrps	751250	905378	Tautomycin_biosynthetic_gene_cluster (27% of genes show similarity)	BGC0000159_c1		
Cluster 5	Nrps	1136002	1186077	Azicemicin_biosynthetic_gene_cluster (8% of genes show similarity)	BGC0000202_c1		
Cluster 6	T3pks	1300604	1341668	BE-14106_biosynthetic_gene_cluster (17% of genes show similarity)	BGC0000029_c1		
Cluster 7	Other	1422519	1464243	Kirromycin_biosynthetic_gene_cluster (3% of genes show similarity)	BGC0001070_c1		
Cluster 8	Ectoine	1984280	1994678	Ectoine_biosynthetic_gene_cluster (100% of genes show similarity)	BGC0000853_c1		
Cluster 9	Butyrolactone	2792194	2803150	Lactonamycin_biosynthetic_gene_cluster (3% of genes show similarity)	BGC0000238_c1		
Cluster 10	Melanin	2865688	2876242	Melanin_biosynthetic_gene_cluster (60% of genes show similarity)	BGC0000909_c1		
Cluster 11	Siderophore	2968691	2980460	Desferrioxamine_B_biosynthetic_gene_cluster (100% of genes show similarity)	BGC0000940_c1		
Cluster 12	Lasso-peptide	4593899	4616468	TP-1161_biosynthetic_gene_cluster (20% of genes show similarity)	BGC0000615_c1		
Cluster 13	Terpene	5096111	5117199	Albaflavenone_biosynthetic_gene_cluster (100% of genes show similarity)	BGC0000660_c1	1	CYP170A17
Cluster 14	T1pks	5255104	5335576	Oligomycin_biosynthetic_gene_cluster (44% of genes show similarity)	BGC0000117_c1	1	CYP107W3
Cluster 15	Other	5447763	5489730	BD-12_biosynthetic_gene_cluster (17% of genes show similarity)	BGC0001379_c1		
Cluster 16	Siderophore	5842192	5854036	-	-		
Cluster 17	Bacteriocin	6155544	6166959	-	-		
Cluster 18	Terpene	6194937	6217144	Herboxidiene_biosynthetic_gene_cluster (2% of genes show similarity)	BGC0001065_c1		
Cluster 19	Siderophore	6382826	6396032	-	-	1	CYP105AC8
Cluster 20	Terpene	6517415	6538428	Pentalenolactone_biosynthetic_gene_cluster (58% of genes show similarity)	BGC0000653_c1	2	CYP161C4; CYP183A4
Cluster 21	T1pks	6613280	6660692	-	-		
Cluster 22	Terpene	6884308	6910993	Hopene_biosynthetic_gene_cluster (84% of genes show similarity)	BGC0000663_c1		
Cluster 23	Terpene	6974573	6995385	Isorenieratene_biosynthetic_gene_cluster (18% of genes show similarity)	BGC0001227_c1		
Cluster 24	Transatpks-Nrps	7022565	7087583	Reveromycin_biosynthetic_gene_cluster (9% of genes show similarity)	BGC0000135_c1		
Cluster 25	Otherks-Nrps	7273843	7389100	Taromycin_biosynthetic_gene_cluster (26% of genes show similarity)	BGC0000439_c1		
Cluster 26	Terpene	7480737	7501765	-	-	1	CYP157K4

Cluster 27	Bacteriocin	75184 72	75286 87	Informatipeptin_biosynthetic_gene_cluster (42% of genes show similarity)	BGC00005 18_c1		
Cluster 28	T2pks	75758 98	76183 89	Enterocin_biosynthetic_gene_cluster (55% of genes show similarity)	BGC00002 20_c1		
Cluster 29	T3pks-Fused-Nrps	76794 29	77623 96	Pheganomycin_biosynthetic_gene_cluster (23% of genes show similarity)	BGC00011 48_c1	1	CYP105AC17
<i>Streptomyces lydicus</i> A02							
Cluster 1	T2pks	1	36695	Xantholipin_biosynthetic_gene_cluster (46% of genes show similarity)	BGC00002 79_c1	1	CYP105BW1
Cluster 2	Melanin	10577 6	11634 2	-	-		
Cluster 3	Thiopeptide	15503 5	18747 4	A54145_biosynthetic_gene_cluster (3% of genes show similarity)	BGC00002 91_c1		
Cluster 4	Transatpks	21526 3	29499 4	Dorrigocin_/migrastatin_biosynthetic_gene_cluster (72% of genes show similarity)	BGC00001 77_c1	2	CYP147K2; CYP1038A7
Cluster 5	Terpene	36691 6	38822 9	2-methylisoborneol_biosynthetic_gene_cluster (75% of genes show similarity)	BGC00006 57_c1	1	CYP147F28P
Cluster 6	Butyrolactone	51414 9	52513 2	Meilingmycin_biosynthetic_gene_cluster (3% of genes show similarity)	BGC00000 93_c1	1	CYP107AE8
Cluster 7	Ladderane	69728 7	73844 7	Chloramphenicol_biosynthetic_gene_cluster (11% of genes show similarity)	BGC00008 93_c1		
Cluster 8	Other	94262 9	98334 5	Streptomycin_biosynthetic_gene_cluster (4% of genes show similarity)	BGC00007 17_c1	1	CYP1469A2
Cluster 9	Terpene	10007 86	10221 23	Frankiamicin_biosynthetic_gene_cluster (21% of genes show similarity)	BGC00011 97_c1		
Cluster 10	T2pks-Terpene	12136 63	12773 37	Spore_pigment_biosynthetic_gene_cluster (83% of genes show similarity)	BGC00002 71_c1		
Cluster 11	Lantipeptide	13490 36	13730 93	-	-		
Cluster 12	Terpene	14356 06	14955 24	Siomycin_biosynthetic_gene_cluster (11% of genes show similarity)	BGC00006 55_c1	1	CYP157C29
Cluster 13	Cyanobactin-T1pks-Nrps	15826 97	16696 81	BE-14106_biosynthetic_gene_cluster (10% of genes show similarity)	BGC00000 29_c1		
Cluster 14	T3pks-Nrps	16774 18	17754 35	Kanamycin_biosynthetic_gene_cluster (7% of genes show similarity)	BGC00007 03_c1	2	CYP107F8; CYP105D25
Cluster 15	Lantipeptide	17927 77	18176 70	Planosporicin_biosynthetic_gene_cluster (100% of genes show similarity)	BGC00005 44_c1		
Cluster 16	Bacteriocin-Nrps	21176 95	21886 84	Enduracidin_biosynthetic_gene_cluster (16% of genes show similarity)	BGC00003 41_c1		
Cluster 17	Butyrolactone	23055 30	23164 77	Neocarzinostatin_biosynthetic_gene_cluster (4% of genes show similarity)	BGC00001 12_c1		
Cluster 18	Siderophore	24609 21	24751 44	-	-		
Cluster 19	Terpene	41484 88	41707 25	Salinomycin_biosynthetic_gene_cluster (6% of genes show similarity)	BGC00001 44_c1		
Cluster 20	Terpene	57841 13	58052 22	-	-	1	CYP157C42
Cluster 21	Lasso peptide	61268 95	61492 73	Chaxapeptin_biosynthetic_gene_cluster (42% of genes show similarity)	BGC00013 07_c1		
Cluster 22	Lasso peptide	62298 29	62520 47	-	-		
Cluster 23	Ectoine	67174 05	67278 21	Ectoine_biosynthetic_gene_cluster (100% of genes show similarity)	BGC00008 53_c1		
Cluster 24	Siderophore	68063 28	68181 27	Desferrioxamine_B_biosynthetic_gene_cluster (80% of genes show similarity)	BGC00009 41_c1		
Cluster 25	T1pks	68964 29	69766 96	ECO-02301_biosynthetic_gene_cluster (46% of genes show similarity)	BGC00000 52_c1		
Cluster 26	T2pks-Oligosaccharide	73207 28	73956 90	Grincamycin_biosynthetic_gene_cluster (58% of genes show similarity)	BGC00002 29_c1	1	CYP113D5
Cluster 27	Siderophore	76572 88	76723 94	Scabichelin_biosynthetic_gene_cluster (20% of genes show similarity)	BGC00004 23_c1		
Cluster 28	Bacteriocin-Lantipeptide	79211 05	79498 89	Herbimycin_biosynthetic_gene_cluster (10% of genes show similarity)	BGC00000 74_c1		
Cluster 29	Lasso peptide-Nrps	82010 80	82568 18	Streptomycin_biosynthetic_gene_cluster (2% of genes show similarity)	BGC00007 17_c1	2	CYP1278B2; CYP163B11

Cluster 30	Nrps	82586 92	83178 93	Friulimycin_biosynthetic_gene_cluster (12% of genes show similarity)	BGC00003 54_c1		
Cluster 31	Other	84737 83	85144 96	A54145_biosynthetic_gene_cluster (3% of genes show similarity)	BGC00002 91_c1	1	CYP121A3
Cluster 32	T1pks	85252 51	86439 39	Natamycin_biosynthetic_gene_cluster (100% of genes show similarity)	BGC00001 08_c1	2	CYP161A5; CYP105H3
Cluster 33	T1pks	86557 58	87000 65	-	-	1	CYP186D1
Cluster 34	Lantipeptide	87852 97	88080 44	SAL-2242_biosynthetic_gene_cluster (60% of genes show similarity)	BGC00005 46_c1		
Cluster 35	Lantipeptide-Lasso peptide	91366 56	92054 88	A-503083_biosynthetic_gene_cluster (7% of genes show similarity)	BGC00002 88_c1		

***Streptomyces xiamenensis* 318**

Cluster 1	Lantipeptide-T1pks	18612 3	25802 7	Xiamenmycin_biosynthetic_gene_cluster (100% of genes show similarity)	BGC00009 33_c1		
Cluster 2	Siderophore	85696 2	86877 9	Desferrioxamine_B_biosynthetic_gene_cluster (60% of genes show similarity)	BGC00009 41_c1		
Cluster 3	Ectoine	91077 1	92117 5	Ectoine_biosynthetic_gene_cluster (100% of genes show similarity)	BGC00008 53_c1		
Cluster 4	Terpene	12529 26	12739 75	Chlortetracycline_biosynthetic_gene_cluster (5% of genes show similarity)	BGC00002 09_c1	1	CYP157C32
Cluster 5	Butyrolactone	19255 64	19366 04	-	-		
Cluster 6	T1pks-Nrps	25697 61	26188 19	Thioviridamide_biosynthetic_gene_cluster (10% of genes show similarity)	BGC00006 25_c1	2	CYP1029A4; CYP285A6
Cluster 7	Other	26493 40	26904 76	Simocyclinone_biosynthetic_gene_cluster (13% of genes show similarity)	BGC00002 70_c1		
Cluster 8	Butyrolactone	30506 70	30613 89	Methylenomycin_biosynthetic_gene_cluster (9% of genes show similarity)	BGC00009 14_c1		
Cluster 9	T2pks	37776 83	38202 16	Lomaiviticin_biosynthetic_gene_cluster (38% of genes show similarity)	BGC00002 40_c1		
Cluster 10	Lantipeptide-Linaridin	39131 76	39412 59	-	-	1	CYP1223B1
Cluster 11	Linaridin-T1pks-Lasso peptide-Nrps	43328 94	43973 84	Heat-stable_antifungal_factor_biosynthetic_gene_cluster (37% of genes show similarity)	BGC00009 99_c1	1	CYP107LF1
Cluster 12	Terpene	44949 48	45158 65	-	-	1	CYP183W1
Cluster 13	Thiopeptide	45490 81	45833 46	-	-		
Cluster 14	Siderophore	48793 86	48937 38	-	-		
Cluster 15	Nrps	51062 08	51644 44	Valinomycin_biosynthetic_gene_cluster (16% of genes show similarity)	BGC00004 53_c1		
Cluster 16	T1pks-Nrps	52645 33	53155 51	Carotenoid_biosynthetic_gene_cluster (18% of genes show similarity)	BGC00006 33_c1		
Cluster 17	Terpene	54298 97	54517 70	Hopene_biosynthetic_gene_cluster (30% of genes show similarity)	BGC00006 63_c1		
Cluster 18	T3pks-Terpene-Nrps	54692 51	56068 95	Herboxidiene_biosynthetic_gene_cluster (7% of genes show similarity)	BGC00010 65_c1	1	CYP107F11
Cluster 19	T1pks-Nrps	56214 26	56720 95	Akaeolide_biosynthetic_gene_cluster (12% of genes show similarity)	BGC00011 99_c1		
Cluster 20	Nrps	56863 09	57524 51	WS9326_biosynthetic_gene_cluster (15% of genes show similarity)	BGC00012 97_c1		

Streptomyces sp. Mg1

Cluster 1	Terpene	12731 9	15279 7	Isorenieratene_biosynthetic_gene_cluster (85% of genes show similarity)	BGC00006 64_c1		
Cluster 2	T1pks	50194 1	55036 7	Maklamicin_biosynthetic_gene_cluster (6% of genes show similarity)	BGC00012 88_c1		
Cluster 3	Terpene-Nrps	55473 0	62542 9	Xantholipin_biosynthetic_gene_cluster (4% of genes show similarity)	BGC00002 79_c1	1	CYP154Q2
Cluster 4	Lantipeptide-Terpene	74574 4	78003 7	-	-	2	CYP157C26; CYP134A3

Cluster 5	Other	94937 5	99329 5	Divergolide_biosynthetic_gene_cluster (13% of genes show similarity)	BGC00011 19_c1	1	CYP105DF1
Cluster 6	Terpene	10271 12	10483 92	2-methylisoborneol_biosynthetic_gene_cluster (100% of genes show similarity)	BGC00006 58_c1		
Cluster 7	T1pks	10573 02	12485 86	ECO-02301_biosynthetic_gene_cluster (75% of genes show similarity)	BGC00000 52_c1		
Cluster 8	Thiopeptide	12704 69	13028 25	Thaxtomin_biosynthetic_gene_cluster (18% of genes show similarity)	BGC00004 44_c1	2	CYP2238A1; CYP1048A3
Cluster 9	Terpene- Otherks	16375 98	17062 61	A201A_biosynthetic_gene_cluster (5% of genes show similarity)	BGC00011 38_c1	2	CYP154D15; CYP157C27
Cluster 10	Siderophore	31458 17	31575 98	Desferrioxamine_B_biosynthetic_gene_cluster (100% of genes show similarity)	BGC00009 40_c1		
Cluster 11	Lantipeptide	42927 65	43172 77	-	-		
Cluster 12	Lantipeptide	51062 28	51306 87	Meilingmycin_biosynthetic_gene_cluster (2% of genes show similarity)	BGC00000 93_c1		
Cluster 13	Siderophore	58516 45	58634 80	-	-		
Cluster 14	Bacteriocin	61035 26	61148 81	-	-		
Cluster 15	Terpene	61805 67	62027 83	-	-		
Cluster 16	Terpene	64799 12	65067 75	Hopene_biosynthetic_gene_cluster (61% of genes show similarity)	BGC00006 63_c1		
Cluster 17	Lantipeptide	66347 22	66570 28	-	-		
Cluster 18	T1pks	68922 60	69586 18	Aldgamycin_biosynthetic_gene_cluster (44% of genes show similarity)	BGC00013 96_c1	2	CYP105L3; CYP1995C1
Cluster 19	Lantipeptide	69751 53	70132 97	SapB_biosynthetic_gene_cluster (75% of genes show similarity)	BGC00005 51_c1		
Cluster 20	Melanin	70936 20	71212 71	Herboxidiene_biosynthetic_gene_cluster (3% of genes show similarity)	BGC00010 65_c1		
Cluster 21	Siderophore	71893 28	72025 08	-	-		
Cluster 22	T2pks- T3pks	72085 86	72770 65	Spore_pigment_biosynthetic_gene_cluster (66% of genes show similarity)	BGC00002 71_c1		
Cluster 23	Terpene	72937 53	73147 90	-	-	1	CYP251F1
<i>Streptomyces sp. CNQ-509</i>							
Cluster 1	T1pks- Transatpks- Terpene	11491 5	26314 3	Tetronomycin_biosynthetic_gene_cluster (90% of genes show similarity)	BGC00001 64_c1	1	CYP105AC15
Cluster 2	Terpene	50660 4	52882 9	Laspartomycin_biosynthetic_gene_cluster (6% of genes show similarity)	BGC00003 79_c1		
Cluster 3	Nrps	10316 63	10822 17	Taromycin_biosynthetic_gene_cluster (6% of genes show similarity)	BGC00004 39_c1	2	CYP107LC1; CYP105BK2
Cluster 4	Ectoine	12971 53	13075 51	Ectoine_biosynthetic_gene_cluster (100% of genes show similarity)	BGC00008 53_c1		
Cluster 5	Terpene	18409 79	18619 68	-	-		
Cluster 6	Bacteriocin	20371 73	20479 70	Arginomycin_biosynthetic_gene_cluster (6% of genes show similarity)	BGC00008 83_c1		
Cluster 7	Siderophore	24968 13	25091 46	Desferrioxamine_B_biosynthetic_gene_cluster (80% of genes show similarity)	BGC00009 41_c1		
Cluster 8	Nrps	29137 16	29707 85	-	-		
Cluster 9	Other	30121 79	30568 03	Sporolide_biosynthetic_gene_cluster (6% of genes show similarity)	BGC00001 50_c1		
Cluster 10	Terpene	34380 20	34592 28	Fosfazinomycin_biosynthetic_gene_cluster (21% of genes show similarity)	BGC00009 37_c1		
Cluster 11	T2pks	35119 46	35545 21	Tetracenomycin_biosynthetic_gene_cluster (41% of genes show similarity)	BGC00002 75_c1	1	CYP1064A5
Cluster 12	Lantipeptide	36839 52	37082 70	-	-		
Cluster 13	Terpene	43402 79	43836 00	Pactamycin_biosynthetic_gene_cluster (3% of genes show similarity)	BGC00001 19_c1		
Cluster 14	Fused	45124 34	45360 10	-	-	1	CYP1341E2

Cluster 15	Thiopeptide	45631 55	45978 39	-	-		
Cluster 16	T3pks	46398 96	46809 39	Pactamycin_biosynthetic_gene_cluster (11% of genes show similarity)	BGC00001 19_c1	2	CYP157A20; CYP154C13
Cluster 17	T1pks	48372 74	48835 64	Laspartomycin_biosynthetic_gene_cluster (9% of genes show similarity)	BGC00003 79_c1		
Cluster 18	T3pks- Terpene- Otherks	55815 24	56550 64	Merochlorin_biosynthetic_gene_cluster (26% of genes show similarity)	BGC00010 83_c1	1	CYP123D1
Cluster 19	Terpene	56748 60	56995 25	Isorenieratene_biosynthetic_gene_cluster (85% of genes show similarity)	BGC00006 64_c1		
Cluster 20	Siderophore	61796 66	61942 53	-	-		
Cluster 21	T1pks-Nrps	67970 99	68696 60	Arsenopolyketides_biosynthetic_gene_cluster (37% of genes show similarity)	BGC00012 83_c1	1	CYP105BA2
Cluster 22	T2pks	70725 94	71451 46	Fluostatin_biosynthetic_gene_cluster (35% of genes show similarity)	BGC00002 23_c1		
Cluster 23	Phenazine	71780 28	72237 83	Marinophenazines_biosynthetic_gene_cluster (88% of genes show similarity)	BGC00012 21_c1		
Cluster 24	T3pks-Nrps	74428 03	75392 90	A47934_biosynthetic_gene_cluster (50% of genes show similarity)	BGC00002 90_c1	2	CYP165E2; CYP165B8
Cluster 25	Terpene	75681 86	76095 90	Hopene_biosynthetic_gene_cluster (61% of genes show similarity)	BGC00006 63_c1	1	CYP157C32
Cluster 26	T3pks	76130 12	76541 00	Alkylresorcinol_biosynthetic_gene_cluster (100% of genes show similarity)	BGC00002 82_c1		
Cluster 27	Nrps	76766 92	77243 38	Oxazolomycin_biosynthetic_gene_cluster (12% of genes show similarity)	BGC00011 06_c1		
Cluster 28	Siderophore	77597 55	77733 68	-	-		
<i>Streptomyces ambofaciens ATCC 23877</i>							
Cluster 1	T2pks- Butyrolactone	14250 6	22269 8	Fluostatin_biosynthetic_gene_cluster (29% of genes show similarity)	BGC00002 23_c1	1	CYP154K2
Cluster 2	T1pks- Terpene- Nrps	34060 1	41187 8	Antimycin_biosynthetic_gene_cluster (100% of genes show similarity)	BGC00009 58_c1		
Cluster 3	Indole	70608 4	72721 1	-	-	1	CYP156B15
Cluster 4	Terpene	78385 4	81541 7	Carotenoid_biosynthetic_gene_cluster (27% of genes show similarity)	BGC00006 33_c1		
Cluster 5	Ectoine	20009 72	20113 70	Ectoine_biosynthetic_gene_cluster (100% of genes show similarity)	BGC00008 53_c1		
Cluster 6	Melanin	28730 96	28836 23	Melanin_biosynthetic_gene_cluster (60% of genes show similarity)	BGC00009 09_c1		
Cluster 7	Siderophore	29802 32	29920 04	Desferrioxamine_B_biosynthetic_gene_cluster (100% of genes show similarity)	BGC00009 40_c1		
Cluster 8	Butyrolactone	34684 93	34788 67	-	-		
Cluster 9	Nrps	45389 16	45803 16	Zorbamycin_biosynthetic_gene_cluster (6% of genes show similarity)	BGC00010 58_c1		
Cluster 10	Terpene	53023 37	53233 56	Albaflavenone_biosynthetic_gene_cluster (100% of genes show similarity)	BGC00006 60_c1	1	CYP170A1
Cluster 11	T2pks	53727 07	54152 55	Spore_pigment_biosynthetic_gene_cluster (66% of genes show similarity)	BGC00002 71_c1		
Cluster 12	Siderophore	58674 08	58791 65	-	-		
Cluster 13	Oligosaccharide-T1pks- Nrps	59421 61	61434 80	Midecamycin_biosynthetic_gene_cluster (41% of genes show similarity)	BGC00000 96_c1	2	CYP107EP1; CYP113B4
Cluster 14	Bacteriocin	62351 54	62465 72	-	-		
Cluster 15	Terpene	62596 14	62817 94	Herboxidiene_biosynthetic_gene_cluster (2% of genes show similarity)	BGC00010 65_c1		
Cluster 16	Siderophore	64529 52	64660 82	Grincamycin_biosynthetic_gene_cluster (8% of genes show similarity)	BGC00002 29_c1		
Cluster 17	Terpene	69011 63	69279 34	Hopene_biosynthetic_gene_cluster (92% of genes show similarity)	BGC00006 63_c1		

Cluster 18	Nrps	71718 67	72405 86	Congocidine_biosynthetic_gene_cluster (100% of genes show similarity)	BGC00003 27_c1		
Cluster 19	Terpene	72771 28	72981 59	-	-	1	CYP157K5
Cluster 20	Bacteriocin	73141 94	73244 09	Informatipeptin_biosynthetic_gene_cluster (42% of genes show similarity)	BGC00005 18_c1		
Cluster 21	Nrps	75652 99	76163 02	Coelichelin_biosynthetic_gene_cluster (100% of genes show similarity)	BGC00003 25_c1		
Cluster 22	Terpene	76297 26	76509 40	Isorenieratene_biosynthetic_gene_cluster (57% of genes show similarity)	BGC00006 64_c1		
Cluster 23	T1pks	76653 82	78350 31	Stambomycin_biosynthetic_gene_cluster (100% of genes show similarity)	BGC00001 51_c1	2	CYP107EF1, CYP107EP1
Cluster 24	Lantipeptide-Terpene	79217 17	79689 85	Tetronasin_biosynthetic_gene_cluster (5% of genes show similarity)	BGC00001 63_c1		
Cluster 25	T1pks	80074 37	80548 19	Clavams_biosynthetic_gene_cluster (18% of genes show similarity)	BGC00008 43_c1		
Cluster 26	T2pks-Butyrolactone	80812 68	81614 35	Fluostatin_biosynthetic_gene_cluster (29% of genes show similarity)	BGC00002 23_c1	1	CYP154K2
<i>Streptomyces pristinaespiralis</i> HCCB 10218							
Cluster 1	Oligosaccharide-Ectoïne-T2pks-Nrps-T1pks-Otherks	13660 0	41017 1	Pristinamycin_biosynthetic_gene_cluster (93% of genes show similarity)	BGC00009 52_c3	3	CYP154A22; CYP107EH1; CYP113C2
Cluster 2	T3pks	66874 2	70986 0	Lasalocid_biosynthetic_gene_cluster (11% of genes show similarity)	BGC00000 87_c1		
Cluster 3	Thiopeptide-Nrps	10724 28	11480 05	Albachelin_biosynthetic_gene_cluster (80% of genes show similarity)	BGC00012 11_c1		
Cluster 4	Terpene	11670 08	11936 75	Hopene_biosynthetic_gene_cluster (69% of genes show similarity)	BGC00006 63_c1		
Cluster 5	Lasso peptide	13634 90	13862 15	Kanamycin_biosynthetic_gene_cluster (1% of genes show similarity)	BGC00007 03_c1		
Cluster 6	Bacteriocin	20556 19	20669 29	-	-		
Cluster 7	Thiopeptide-T2pks	22054 68	22745 72	Spore_pigment_biosynthetic_gene_cluster (83% of genes show similarity)	BGC00002 71_c1		
Cluster 8	Terpene	23117 78	23374 45	Isorenieratene_biosynthetic_gene_cluster (85% of genes show similarity)	BGC00006 64_c1		
Cluster 9	Siderophore	24671 92	24820 43	-	-		
Cluster 10	Lantipeptide	28371 52	28597 73	SapB_biosynthetic_gene_cluster (100% of genes show similarity)	BGC00005 51_c1		
Cluster 11	Melanin	33905 26	34010 59	Melanin_biosynthetic_gene_cluster (100% of genes show similarity)	BGC00009 11_c1	1	CYP124G6
Cluster 12	T1pks-Otherks	40347 44	40895 72	R1128_biosynthetic_gene_cluster (21% of genes show similarity)	BGC00002 61_c1		
Cluster 13	Siderophore	55288 88	55406 60	Desferrioxamine_B_biosynthetic_gene_cluster (100% of genes show similarity)	BGC00009 40_c1		
Cluster 14	Terpene	56629 70	56840 67	-	-		
Cluster 15	Ectoïne	65508 82	66066 67	Ectoïne_biosynthetic_gene_cluster (100% of genes show similarity)	BGC00008 53_c1		
Cluster 16	Terpene	75281 64	75492 82	-	-		
Cluster 17	Bacteriocin	76753 40	76855 58	Sch47554/_Sch47555_biosynthetic_gene_cluster (3% of genes show similarity)	BGC00002 68_c1		
Cluster 18	Terpene	80349 55	80571 59	-	-		
Cluster 19	T2pks-Oligosaccharide-Nrps-Otherks	81101 48	82457 88	Pristinamycin_biosynthetic_gene_cluster (97% of genes show similarity)	BGC00009 52_c3	3	CYP154B6; CYP113C2, CYP107EH1
Cluster 20	Ectoïne-Nrps	82333 70	83401 24	Pristinamycin_biosynthetic_gene_cluster (100% of genes show similarity)	BGC00009 52_c1		

Cluster 21	T1pks-Ectoine-Otherks	8335201	8395993	Kosinostatin_biosynthetic_gene_cluster (9% of genes show similarity)	BGC0001073_c1	1	CYP154A22
<i>Streptomyces sp. CFMR 7</i>							
Cluster 1	Thiopeptide-T1pks-Nrps	58429	118641	Daptomycin_biosynthetic_gene_cluster (7% of genes show similarity)	BGC0000336_c1		
Cluster 2	Terpene	123726	149324	Isorenieratene_biosynthetic_gene_cluster (100% of genes show similarity)	BGC0000664_c1		
Cluster 3	T3pks-Nrps	258620	375779	Herboxidiene_biosynthetic_gene_cluster (12% of genes show similarity)	BGC0001065_c1		
Cluster 4	Melanin	410995	421465	Melanin_biosynthetic_gene_cluster (100% of genes show similarity)	BGC0000911_c1	1	CYP124G2
Cluster 5	Nrps	428038	486263	Valinomycin_biosynthetic_gene_cluster (22% of genes show similarity)	BGC0000453_c1		
Cluster 6	Nrps	557485	624704	Tallysomyacin_biosynthetic_gene_cluster (7% of genes show similarity)	BGC0001048_c1		
Cluster 7	Bacteriocin-T1pks-Nrps	651520	718561	SGR_PTMs_biosynthetic_gene_cluster (100% of genes show similarity)	BGC0001043_c1	1	CYP107BX7
Cluster 8	T1pks	755925	855340	Bafilomycin_biosynthetic_gene_cluster (100% of genes show similarity)	BGC0000028_c1		
Cluster 9	Nrps	877606	932660	A201A_biosynthetic_gene_cluster (8% of genes show similarity)	BGC0001138_c1	1	CYP154A18
Cluster 10	Terpene	955342	981915	Hopene_biosynthetic_gene_cluster (69% of genes show similarity)	BGC0000663_c1		
Cluster 11	Nrps	142338	1482428	Asukamycin_biosynthetic_gene_cluster (11% of genes show similarity)	BGC0000187_c1		
Cluster 12	Bacteriocin	1611798	1623204	-	-		
Cluster 13	Nrps	1723980	1767063	FD-594_biosynthetic_gene_cluster (6% of genes show similarity)	BGC0000222_c1		
Cluster 14	Nrps	1868317	1911696	Marformycins_biosynthetic_gene_cluster (12% of genes show similarity)	BGC0001214_c1		
Cluster 15	Siderophore	2160199	2174961	-	-		
Cluster 16	Amglyccycl	255247	2573640	Neocarzinil_biosynthetic_gene_cluster (21% of genes show similarity)	BGC0000111_c1		
Cluster 17	Terpene	2584713	2605690	-	-		
Cluster 18	Lantipeptide	2947152	2969935	AmfS_biosynthetic_gene_cluster (100% of genes show similarity)	BGC0000496_c1		
Cluster 19	Lantipeptide	3663589	3683780	-	-		
Cluster 20	Lassopeptide	3813538	3836280	SRO15-2005_biosynthetic_gene_cluster (100% of genes show similarity)	BGC0000578_c1		
Cluster 21	T2pks	3890875	3933366	Rabelomycin_biosynthetic_gene_cluster (25% of genes show similarity)	BGC0000262_c1		
Cluster 22	Ectoine-Butyrolactone	4682870	4698288	Skyllamycin_biosynthetic_gene_cluster (8% of genes show similarity)	BGC0000429_c1		
Cluster 23	Other	4842524	4883618	-	-		
Cluster 24	Nrps	5023924	5090780	Phosphonoglycans_biosynthetic_gene_cluster (3% of genes show similarity)	BGC0000806_c1		
Cluster 25	Otherks	5155943	5196989	-	-		
Cluster 26	Thiopeptide	5320375	5352933	-	-		
Cluster 27	Other	5591139	5635029	Botromycin_A2_biosynthetic_gene_cluster (36% of genes show similarity)	BGC0000469_c1		
Cluster 28	Siderophore	5714230	5726008	Desferrioxamine_B_biosynthetic_gene_cluster (100% of genes show similarity)	BGC0000941_c1		
Cluster 29	Lantipeptide	5832437	5866769	-	-		
Cluster 30	Ectoine	6815095	6825493	Ectoine_biosynthetic_gene_cluster (100% of genes show similarity)	BGC0000853_c1		
Cluster 31	Terpene	7283944	7305038	Steffimycin_biosynthetic_gene_cluster (19% of genes show similarity)	BGC0000273_c1		

Cluster 32	T3pks	77873 78	78284 96	Herboxidiene_biosynthetic_gene_cluster (6% of genes show similarity)	BGC00010 65_c1	1	CYP107F4
Cluster 33	Terpene	78782 28	78992 35	-	-		
Cluster 34	Melanin-Nrps	78922 26	79567 90	Coelichelin_biosynthetic_gene_cluster (81% of genes show similarity)	BGC00003 25_c1		
Cluster 35	Transatpks-T1pks-Otherks-Nrps	79700 68	80868 62	Griseobactin_biosynthetic_gene_cluster (94% of genes show similarity)	BGC00003 68_c1		
Cluster 36	Terpene	80916 17	81138 30	-	-		
Cluster 37	Butyrolactone	81408 24	81517 74	Coelimecin_biosynthetic_gene_cluster (16% of genes show similarity)	BGC00000 38_c1		
Cluster 38	Arylpolyene	81601 05	82032 68	A-500359s_biosynthetic_gene_cluster (5% of genes show similarity)	BGC00009 49_c1	1	CYP105D20
Streptomyces sp. CdTB01							
Cluster 1	T2pks-Nrps	20300 6	30212 3	Friulimycin_biosynthetic_gene_cluster (21% of genes show similarity)	BGC00003 54_c1		
Cluster 2	Other	31690 0	35731 6	Lomaiviticin_biosynthetic_gene_cluster (35% of genes show similarity)	BGC00002 40_c1		
Cluster 3	T3pks	44801 8	48909 4	Herboxidiene_biosynthetic_gene_cluster (3% of genes show similarity)	BGC00010 65_c1		
Cluster 4	Nrps	60035 5	70455 5	Azicemicin_biosynthetic_gene_cluster (11% of genes show similarity)	BGC00002 02_c1		
Cluster 5	Indole	96229 1	98342 1	-	-	1	CYP145C3
Cluster 6	Lasso-peptide	10778 42	11004 21	Carbapenem_MM_4550_biosynthetic_gene_cluster (6% of genes show similarity)	BGC00008 42_c1		
Cluster 7	Bacteriocin-Lantipeptide	14081 06	14383 34	Informatipeptin_biosynthetic_gene_cluster (57% of genes show similarity)	BGC00005 18_c1		
Cluster 8	Terpene	20195 82	20462 39	Hopene_biosynthetic_gene_cluster (92% of genes show similarity)	BGC00006 63_c1		
Cluster 9	Siderophore	25577 03	25708 08	Grincamycin_biosynthetic_gene_cluster (8% of genes show similarity)	BGC00002 29_c1		
Cluster 10	Terpene	27035 18	27256 74	-	-	1	CYP180A29
Cluster 11	Bacteriocin	27771 55	27884 68	-	-		
Cluster 12	Bacteriocin	28567 92	28686 27	Lipopeptide_8D1-1/_lipopeptide_8D1-2_biosynthetic_gene_clus... (4% of genes show similarity)	BGC00013 70_c1		
Cluster 13	Siderophore	29781 95	29902 46	-	-		
Cluster 14	Other	33117 89	33524 78	-	-		
Cluster 15	Other	34159 99	34565 20	-	-		
Cluster 16	Other	38400 03	38807 13	-	-		
Cluster 17	Terpene	39871 44	40080 67	Albaflavenone_biosynthetic_gene_cluster (100% of genes show similarity)	BGC00006 60_c1	1	CYP170A19
Cluster 18	T2pks	41564 35	41989 41	Spore_pigment_biosynthetic_gene_cluster (83% of genes show similarity)	BGC00002 71_c1		
Cluster 19	Butyrolactone	49036 60	49146 22	Gilvocarcin_biosynthetic_gene_cluster (7% of genes show similarity)	BGC00002 26_c1		
Cluster 20	Butyrolactone	54513 62	54622 85	Pactamycin_biosynthetic_gene_cluster (5% of genes show similarity)	BGC00001 19_c1		
Cluster 21	Bacteriocin-Lasso-peptide-Nrps	55631 00	56626 06	Chaxapeptin_biosynthetic_gene_cluster (42% of genes show similarity)	BGC00013 07_c1		
Cluster 22	Siderophore	63775 94	63893 63	Desferrioxamine_B_biosynthetic_gene_cluster (100% of genes show similarity)	BGC00009 40_c1		
Cluster 23	Melanin	64801 46	64906 43	Melanin_biosynthetic_gene_cluster (100% of genes show similarity)	BGC00009 09_c1		
Cluster 24	Ectoïne	76048 52	76152 56	Ectoïne_biosynthetic_gene_cluster (100% of genes show similarity)	BGC00008 53_c1		

Cluster 25	Other	78422 80	78861 46	-	-		
Cluster 26	Terpene	79387 94	79598 70	Pradimicin_biosynthetic_gene_cluster (7% of genes show similarity)	BGC00002 56_c1	2	CYP157C39; CYP183B5
Cluster 27	T1pks	87891 68	88331 30	Maduropeptin_biosynthetic_gene_cluster (3% of genes show similarity)	BGC00010 08_c1		
Cluster 28	Melanin	91219 61	91323 35	Melanin_biosynthetic_gene_cluster (57% of genes show similarity)	BGC00009 08_c1		
Cluster 29	Terpene	93094 16	93354 35	Carotenoid_biosynthetic_gene_cluster (63% of genes show similarity)	BGC00006 33_c1		
Cluster 30	T3pks- T1pks-Nrps	95768 54	96771 25	Antimycin_biosynthetic_gene_cluster (100% of genes show similarity)	BGC00009 58_c1		
Cluster 31	Thiopeptide	96786 19	97235 83	ECO-02301_biosynthetic_gene_cluster (7% of genes show similarity)	BGC00000 52_c1		
Cluster 32	Butyrolactone	98776 71	98886 60	Merochlorin_biosynthetic_gene_cluster (4% of genes show similarity)	BGC00010 83_c1		
<i>Streptomyces reticuli</i>							
Cluster 1	T1pks	58809	16939 3	Naphthomycin_biosynthetic_gene_cluster (71% of genes show similarity)	BGC00001 06_c1	1	CYP166A3
Cluster 2	Bacteriocin- Nrps	43677 7	52449 2	Informatipeptin_biosynthetic_gene_cluster (57% of genes show similarity)	BGC00005 18_c1	1	CYP113K6
Cluster 3	Other	78258 0	82426 8	Tambromycin_biosynthetic_gene_cluster (14% of genes show similarity)	BGC00013 68_c1	1	CYP162B2
Cluster 4	Terpene	95604 3	98063 2	Carotenoid_biosynthetic_gene_cluster (54% of genes show similarity)	BGC00006 33_c1		
Cluster 5	Other	99659 8	10373 08	Kanamycin_biosynthetic_gene_cluster (1% of genes show similarity)	BGC00007 03_c1	2	CYP121A5; CYP154U7
Cluster 6	Melanin	11356 47	11460 24	Melanin_biosynthetic_gene_cluster (57% of genes show similarity)	BGC00009 08_c1		
Cluster 7	Nrps- T1pks- Otherks	13099 47	14356 77	Sanglifehrin_A_biosynthetic_gene_cluster (43% of genes show similarity)	BGC00010 42_c1		
Cluster 8	T2pks- T1pks- Otherks	15837 64	16418 35	Hedamycin_biosynthetic_gene_cluster (31% of genes show similarity)	BGC00002 33_c1		
Cluster 9	T2pks- T3pks- Otherks	19105 07	19795 32	Herboxidiene_biosynthetic_gene_cluster (8% of genes show similarity)	BGC00010 65_c1	1	CYP158A14
Cluster 10	Ectoioine- T1pks- Otherks	20339 20	20934 78	Ectoioine_biosynthetic_gene_cluster (75% of genes show similarity)	BGC00008 53_c1		
Cluster 11	Lassopeptide	23100 21	23325 19	Chaxapeptin_biosynthetic_gene_cluster (42% of genes show similarity)	BGC00013 07_c1		
Cluster 12	Ectoioine	27611 45	27715 49	Ectoioine_biosynthetic_gene_cluster (100% of genes show similarity)	BGC00008 53_c1		
Cluster 13	T2pks	31720 03	32145 16	Spore_pigment_biosynthetic_gene_cluster (83% of genes show similarity)	BGC00002 71_c1		
Cluster 14	Nrps	33133 87	33642 23	Laspartomycin_biosynthetic_gene_cluster (6% of genes show similarity)	BGC00003 79_c1	2	CYP107LB1; CYP105BK2
Cluster 15	Melanin	38387 44	38492 71	Istamycin_biosynthetic_gene_cluster (5% of genes show similarity)	BGC00007 00_c1		
Cluster 16	Siderophore	39400 15	39517 84	Desferrioxamine_B_biosynthetic_gene_cluster (100% of genes show similarity)	BGC00009 40_c1		
Cluster 17	Butyrolactone- A-mglyccycl- -T1pks- Nrps	56526 00	57615 64	Pyralomicin_biosynthetic_gene_cluster (14% of genes show similarity)	BGC00010 38_c1	1	CYP1037A2
Cluster 18	Terpene	64279 16	64488 39	Albaflavenone_biosynthetic_gene_cluster (100% of genes show similarity)	BGC00006 60_c1	1	CYP170A23
Cluster 19	Siderophore	71003 83	71124 28	-	-		
Cluster 20	Nrps	71974 57	73120 41	Friulimycin_biosynthetic_gene_cluster (30% of genes show similarity)	BGC00003 54_c1	1	CYP2045A1
Cluster 21	Bacteriocin- Nrps	73680 52	74466 46	Meilingmycin_biosynthetic_gene_cluster (6% of genes show similarity)	BGC00000 93_c1		
Cluster 22	Bacteriocin	74952 48	75065 61	-	-		

Cluster 23	Terpene	75359 55	75581 17	-	-	1	CYP180A28
Cluster 24	Siderophore	77281 82	77413 22	-	-		
Cluster 25	Terpene	82600 62	82868 33	Hopene_biosynthetic_gene_cluster (92% of genes show similarity)	BGC00006 63_c1		
Cluster 26	Lasso peptide	83027 51	83253 28	Rifamycin_biosynthetic_gene_cluster (3% of genes show similarity)	BGC00001 36_c1		
<i>Streptomyces</i> sp. 4F							
Cluster 1	Lantipeptide	14126 0	16539 8	-	-		
Cluster 2	Nrps-T2pks-Otherks-T1pks-Phenazine	26651 4	40656 8	Antimycin_biosynthetic_gene_cluster (100% of genes show similarity)	BGC00009 58_c1	1	CYP105DD1
Cluster 3	Lantipeptide	57773 9	60990 0	-	-		
Cluster 4	T3pks	65670 7	69778 0	Alkylresorcinol_biosynthetic_gene_cluster (100% of genes show similarity)	BGC00002 82_c1		
Cluster 5	Terpene	91601 0	94010 6	Carotenoid_biosynthetic_gene_cluster (54% of genes show similarity)	BGC00006 33_c1		
Cluster 6	T2pks	11437 67	11862 76	Spore_pigment_biosynthetic_gene_cluster (83% of genes show similarity)	BGC00002 71_c1		
Cluster 7	Ectoine	20420 40	20524 38	Ectoine_biosynthetic_gene_cluster (100% of genes show similarity)	BGC00008 53_c1		
Cluster 8	Nrps	26483 39	26977 21	SCO-2138_biosynthetic_gene_cluster (64% of genes show similarity)	BGC00005 95_c1		
Cluster 9	Siderophore	30562 86	30680 58	Desferrioxamine_B_biosynthetic_gene_cluster (100% of genes show similarity)	BGC00009 40_c1		
Cluster 10	Terpene	52868 43	53079 28	Albaflavone_biosynthetic_gene_cluster (100% of genes show similarity)	BGC00006 60_c1	1	CYP170A16
Cluster 11	Nrps	59208 68	60056 27	Friulimycin_biosynthetic_gene_cluster (18% of genes show similarity)	BGC00003 54_c1		
Cluster 12	Bacteriocin	62051 99	62165 09	-	-		
Cluster 13	Terpene	62542 17	62763 73	Herboxidiene_biosynthetic_gene_cluster (3% of genes show similarity)	BGC00010 65_c1		
Cluster 14	T1pks-Nrps	63301 11	63798 87	Althiomycin_biosynthetic_gene_cluster (66% of genes show similarity)	BGC00009 55_c1		
Cluster 15	Siderophore	64565 57	64697 96	Grincamycin_biosynthetic_gene_cluster (11% of genes show similarity)	BGC00002 29_c1		
Cluster 16	Terpene	68973 09	69240 02	Hopene_biosynthetic_gene_cluster (92% of genes show similarity)	BGC00006 63_c1		
Cluster 17	Bacteriocin	73473 93	73576 08	Informatipeptin_biosynthetic_gene_cluster (57% of genes show similarity)	BGC00005 18_c1		
Cluster 18	T2pks-Otherks	77103 78	77812 59	Hedamycin_biosynthetic_gene_cluster (34% of genes show similarity)	BGC00002 33_c1	1	CYP105DD1
Cluster 19	Lantipeptide	78823 74	79065 12	-	-		
<i>Streptomyces leeuwenhoekii</i> C34(2013)							
Cluster 1	T1pks	99264	14343 0	A54145_biosynthetic_gene_cluster (3% of genes show similarity)	BGC00002 91_c1		
Cluster 2	T1pks	19170 1	24019 6	Cremimycin_biosynthetic_gene_cluster (15% of genes show similarity)	BGC00000 42_c1		
Cluster 3	T3pks-T1pks-Nrps	32478 4	45808 4	Pristinamycin_biosynthetic_gene_cluster (12% of genes show similarity)	BGC00009 52_c3	3	CYP107L35; CYP105BT1; CYP154B4
Cluster 4	Bacteriocin	57246 4	58267 9	Informatipeptin_biosynthetic_gene_cluster (42% of genes show similarity)	BGC00005 18_c1		
Cluster 5	Terpene	59879 5	61982 3	-	-	1	CYP157K4
Cluster 6	Lasso peptide	64218 0	66483 0	Labyrinthopeptin_A1,A3/_labyrinthopeptin_A2_biosynthetic_gene (40% of genes show similarity)	BGC00005 19_c1	1	CYP102B20
Cluster 7	Nrps	71406 0	79442 6	Rishirilide_B_biosynthetic_gene_cluster (7% of genes show similarity)	BGC00011 79_c1	1	CYP113K3

Cluster 8	Nrps- Transatpks- Terpene- Otherks	10460 04	11559 31	Leinamycin_biosynthetic_gene_cluster (18% of genes show similarity)	BGC00011 01_c1	2	CYP107EG1; CYP105BR1
Cluster 9	Terpene- T1pks	12115 64	13310 06	Chaxamycin_A/_/chaxamycin_B/_/chaxamycin_C/_/chaxamycin_D (96% of genes show similarity)	BGC00012 87_c1	3	CYP107Q3; CYP105D28; CYP166A2
Cluster 10	T1pks	14971 27	15445 39	-	-	3	CYP154Z1; CYP1416A1; CYP2266A2
Cluster 11	Terpene	16240 97	16451 10	Pentalenolactone_biosynthetic_gene_cluster (58% of genes show similarity)	BGC00006 53_c1	2	CYP183A4; CYP161C4
Cluster 12	T1pks- Siderophore	17762 81	18338 13	Grincamycin_biosynthetic_gene_cluster (8% of genes show similarity)	BGC00002 29_c1	2	CYP107L33; CYP105AC8
Cluster 13	Terpene	19722 77	19944 87	Herboxidiene_biosynthetic_gene_cluster (2% of genes show similarity)	BGC00010 65_c1		
Cluster 14	Bacteriocin	20136 90	20250 87	-	-		
Cluster 15	Siderophore	22935 80	23054 24	-	-		
Cluster 16	T1pks-Nrps	26681 94	27194 15	BD-12_biosynthetic_gene_cluster (17% of genes show similarity)	BGC00013 79_c1		
Cluster 17	T3pks	29371 37	29782 64	Herboxidiene_biosynthetic_gene_cluster (3% of genes show similarity)	BGC00010 65_c1	1	CYP107F10
Cluster 18	Terpene	30477 31	30688 19	Albaflavenone_biosynthetic_gene_cluster (100% of genes show similarity)	BGC00006 60_c1	1	CYP170A17
Cluster 19	Lasso-peptide	35521 36	35747 05	TP-1161_biosynthetic_gene_cluster (20% of genes show similarity)	BGC00006 15_c1		
Cluster 20	Bacteriocin	36831 99	36933 99	Arginomycin_biosynthetic_gene_cluster (10% of genes show similarity)	BGC00008 83_c1		
Cluster 21	Siderophore	52321 76	52439 45	Desferrioxamine_B_biosynthetic_gene_cluster (100% of genes show similarity)	BGC00009 40_c1		
Cluster 22	Melanin	53303 79	53409 33	Melanin_biosynthetic_gene_cluster (100% of genes show similarity)	BGC00009 10_c1		
Cluster 23	Butyrolactone- Amglyccycl	53851 71	54174 16	Neocarzilin_biosynthetic_gene_cluster (21% of genes show similarity)	BGC00001 11_c1		
Cluster 24	Ectoine	61762 93	61866 91	Ectoine_biosynthetic_gene_cluster (100% of genes show similarity)	BGC00008 53_c1		
Cluster 25	Other	67100 95	67518 19	Kirromycin_biosynthetic_gene_cluster (3% of genes show similarity)	BGC00010 70_c1		
Cluster 26	T3pks	68229 79	68640 43	BE-14106_biosynthetic_gene_cluster (17% of genes show similarity)	BGC00000 29_c1		
Cluster 27	T1pks	71410 58	72408 71	Brasilinolide_biosynthetic_gene_cluster (4% of genes show similarity)	BGC00013 81_c1	1	CYP1418A1
Cluster 28	T1pks	73559 77	74394 61	JBIR-100_biosynthetic_gene_cluster (66% of genes show similarity)	BGC00013 48_c1	1	CYP1031A3
Cluster 29	Other	74860 47	75291 21	Herbimycin_biosynthetic_gene_cluster (10% of genes show similarity)	BGC00000 74_c1	1	CYP107AM11
Cluster 30	T2pks- Terpene	75301 62	75884 05	Spore_pigment_biosynthetic_gene_cluster (83% of genes show similarity)	BGC00002 71_c1		
Cluster 31	Terpene	77441 76	77687 30	Carotenoid_biosynthetic_gene_cluster (54% of genes show similarity)	BGC00006 33_c1		
<i>Streptomyces rubrolavendulae</i>							
Cluster 1	Terpene	13757 2	15983 3	-	-		
Cluster 2	Terpene	30187 5	32297 2	-	-	3	CYP251A3; CYP157C21; CYP158A20
Cluster 3	Other	48802 2	53090 7	Desotamide_biosynthetic_gene_cluster (9% of genes show similarity)	BGC00011 96_c1		
Cluster 4	Lantipeptide	60845 7	63336 7	Akaeolide_biosynthetic_gene_cluster (12% of genes show similarity)	BGC00011 99_c1		
Cluster 5	Indole	65487 0	67830 1	Staurosporine_biosynthetic_gene_cluster (60% of genes show similarity)	BGC00008 25_c1	2	CYP245A6; CYP244A3
Cluster 6	Lasso-peptide	10931 59	11155 88	-	-		

Cluster 7	Ectoine	12719 32	12823 30	Ectoine_biosynthetic_gene_cluster (100% of genes show similarity)	BGC00008 53_c1		
Cluster 8	Siderophore	21542 39	21661 61	Desferrioxamine_B_biosynthetic_gene_cluster (100% of genes show similarity)	BGC00009 40_c1		
Cluster 9	Melanin	35520 50	35626 61	Istamycin_biosynthetic_gene_cluster (11% of genes show similarity)	BGC00007 00_c1		
Cluster 10	Bacteriocin	36896 84	37001 45	-	-		
Cluster 11	Nrps	50638 39	51705 79	Viomycin_biosynthetic_gene_cluster (95% of genes show similarity)	BGC00004 58_c1	2	CYP159A23; CYP157B32
Cluster 12	T1pks	51998 91	52654 57	Bleomycin_biosynthetic_gene_cluster (9% of genes show similarity)	BGC00009 63_c1		
Cluster 13	Thiopeptide	52988 77	53745 56	Cyclooctatin_biosynthetic_gene_cluster (100% of genes show similarity)	BGC00006 77_c1	2	CYP183H3; CYP183G3
Cluster 14	Bacteriocin	54882 75	54997 14	-	-		
Cluster 15	Other	55633 60	56071 93	Auricin_deoxysugar_moieties_biosynthetic_gene_cluster (24% of genes show similarity)	BGC00007 27_c1		
Cluster 16	Siderophore	56238 19	56393 64	Macrotretolide_biosynthetic_gene_cluster (33% of genes show similarity)	BGC00002 44_c1		
Cluster 17	Nrps	56760 95	57743 69	Kanamycin_biosynthetic_gene_cluster (2% of genes show similarity)	BGC00007 03_c1		
Cluster 18	Terpene	59345 23	59612 41	Hopene_biosynthetic_gene_cluster (69% of genes show similarity)	BGC00006 63_c1		
Cluster 19	Terpene	59786 56	60045 47	Isorenieratene_biosynthetic_gene_cluster (100% of genes show similarity)	BGC00006 64_c1		
Cluster 20	Amglyccycl	60264 09	60608 40	Neomycin_biosynthetic_gene_cluster (63% of genes show similarity)	BGC00007 09_c1		
Cluster 21	Terpene	62133 51	62344 51	Herbimycin_biosynthetic_gene_cluster (6% of genes show similarity)	BGC00000 74_c1	1	CYP251F2
Cluster 22	Lantipeptide-Nrps	62585 19	63161 71	-	-	1	CYP1207A10
Cluster 23	T3pks-Butyrolactone	63879 47	64711 30	Lomofungin_biosynthetic_gene_cluster (26% of genes show similarity)	BGC00013 02_c1	1	CYP158A19
Cluster 24	Nrps	64796 92	65322 73	Daptomycin_biosynthetic_gene_cluster (7% of genes show similarity)	BGC00003 36_c1	2	CYP107E12; CYP285D1
<i>Streptomyces parvulus</i>							
Cluster 1	Terpene	90078	11113 6	2-methylisoborneol_biosynthetic_gene_cluster (100% of genes show similarity)	BGC00006 58_c1		
Cluster 2	Terpene	13284 2	20197 0	Isorenieratene_biosynthetic_gene_cluster (100% of genes show similarity)	BGC00006 64_c1		
Cluster 3	Indole	31317 9	33430 6	Ravidomycin_biosynthetic_gene_cluster (5% of genes show similarity)	BGC00002 63_c1	2	CYP156B15; CYP183J3
Cluster 4	Nrps	55653 9	62455 3	Actinomycin_biosynthetic_gene_cluster (82% of genes show similarity)	BGC00002 96_c1		
Cluster 5	Ectoine	16035 90	16139 88	Ectoine_biosynthetic_gene_cluster (100% of genes show similarity)	BGC00008 53_c1		
Cluster 6	Melanin	24928 24	25033 30	Melanin_biosynthetic_gene_cluster (60% of genes show similarity)	BGC00009 09_c1		
Cluster 7	Siderophore	25845 13	25962 82	Desferrioxamine_B_biosynthetic_gene_cluster (100% of genes show similarity)	BGC00009 40_c1		
Cluster 8	Nrps	41199 34	41788 43	Borrelidin_biosynthetic_gene_cluster (4% of genes show similarity)	BGC00000 31_c1		
Cluster 9	Terpene	48290 70	48501 55	Albaflavenone_biosynthetic_gene_cluster (100% of genes show similarity)	BGC00006 60_c1	1	CYP170A1
Cluster 10	T2pks	48961 68	49387 16	Spore_pigment_biosynthetic_gene_cluster (66% of genes show similarity)	BGC00002 71_c1		
Cluster 11	Other	52486 86	52897 95	Calcium-dependent_antibiotic_biosynthetic_gene_cluster (10% of genes show similarity)	BGC00003 15_c1		
Cluster 12	Siderophore	54147 89	54266 03	-	-		
Cluster 13	Bacteriocin	56268 03	56381 37	-	-		
Cluster 14	Terpene	56555 70	56777 68	Herboxidiene_biosynthetic_gene_cluster (2% of genes show similarity)	BGC00010 65_c1		

Cluster 15	Siderophore	58277 42	58409 21	Grincamycin_biosynthetic_gene_cluster (8% of genes show similarity)	BGC00002 29_c1		
Cluster 16	Lantipeptide	61601 64	61827 73	SAL-2242_biosynthetic_gene_cluster (100% of genes show similarity)	BGC00005 46_c1		
Cluster 17	Terpene	62489 79	62757 23	Hopene_biosynthetic_gene_cluster (92% of genes show similarity)	BGC00006 63_c1		
Cluster 18	Terpene	66176 69	66387 00	Versipelostatin_biosynthetic_gene_cluster (5% of genes show similarity)	BGC00012 04_c1	2	CYP157K6; CYP105D33
Cluster 19	Bacteriocin	66493 80	66595 95	Informatipeptin_biosynthetic_gene_cluster (42% of genes show similarity)	BGC00005 18_c1		
Cluster 20	Nrps	68746 09	69255 28	Coelichelin_biosynthetic_gene_cluster (90% of genes show similarity)	BGC00003 25_c1		
Cluster 21	T3pks	69739 51	70151 35	Kanamycin_biosynthetic_gene_cluster (1% of genes show similarity)	BGC00007 03_c1		
<i>Streptomyces lydicus 103</i>							
Cluster 1	Lantipeptide	14049 8	17616 8	Svaricin_biosynthetic_gene_cluster (12% of genes show similarity)	BGC00013 82_c1		
Cluster 2	T1pks	63261 8	67877 9	Laspartomycin_biosynthetic_gene_cluster (4% of genes show similarity)	BGC00003 79_c1	1	CYP147F26
Cluster 3	T1pks-Nrps	67929 8	73522 2	Antalid_biosynthetic_gene_cluster (18% of genes show similarity)	BGC00012 35_c1		
Cluster 4	Lasso peptide	10434 32	10660 34	-	-		
Cluster 5	Ectoine	22886 92	22991 08	Ectoine_biosynthetic_gene_cluster (100% of genes show similarity)	BGC00008 53_c1		
Cluster 6	Siderophore	23810 75	23928 83	Desferrioxamine_B_biosynthetic_gene_cluster (80% of genes show similarity)	BGC00009 41_c1		
Cluster 7	Terpene-T1pks-Nrps	28555 13	29666 48	Streptolydigin_biosynthetic_gene_cluster (97% of genes show similarity)	BGC00010 46_c1	2	CYP107FH2; CYP107B26
Cluster 8	T2pks	32695 71	33120 86	Spore_pigment_biosynthetic_gene_cluster (83% of genes show similarity)	BGC00002 71_c1		
Cluster 9	Bacteriocin	33671 07	33773 40	-	-		
Cluster 10	Lantipeptide	36569 37	36795 49	SapB_biosynthetic_gene_cluster (100% of genes show similarity)	BGC00005 51_c1		
Cluster 11	T1pks-Nrps	37614 30	38310 19	SW-163_biosynthetic_gene_cluster (10% of genes show similarity)	BGC00004 34_c1	1	CYP163G1
Cluster 12	Thiopeptide	39858 79	40473 27	Cyclothiazomycin_biosynthetic_gene_cluster (38% of genes show similarity)	BGC00006 03_c1	1	CYP147F27
Cluster 13	Terpene-Nrps	44760 45	45608 49	Isorenieratene_biosynthetic_gene_cluster (100% of genes show similarity)	BGC00006 64_c1		
Cluster 14	Bacteriocin	45743 48	45862 82	-	-		
Cluster 15	Butyrolactone	47239 78	47348 38	Hygrocin_biosynthetic_gene_cluster (6% of genes show similarity)	BGC00000 75_c1	1	CYP107AE12
Cluster 16	Melanin-Nrps	49336 55	49942 38	WS9326_biosynthetic_gene_cluster (10% of genes show similarity)	BGC00012 97_c1	1	CYP107FV4
Cluster 17	Other	50562 38	50976 11	A-503083_biosynthetic_gene_cluster (7% of genes show similarity)	BGC00002 88_c1	1	CYP1005B7
Cluster 18	Nucleoside-Lasso peptide-Nrps	51410 27	52083 82	Rapamycin_biosynthetic_gene_cluster (14% of genes show similarity)	BGC00010 40_c1	1	CYP157C36
Cluster 19	Terpene	54098 55	54364 52	Hopene_biosynthetic_gene_cluster (69% of genes show similarity)	BGC00006 63_c1		
Cluster 20	Terpene	55796 89	56007 47	Kanamycin_biosynthetic_gene_cluster (53% of genes show similarity)	BGC00007 06_c1		
Cluster 21	Bacteriocin	59932 31	60046 89	-	-		
Cluster 22	Butyrolactone	60600 71	60710 60	Griseoviridin/_viridogrisein_biosynthetic_gene_cluster (5% of genes show similarity)	BGC00004 59_c1		
Cluster 23	T3pks-Nrps	60908 51	61543 44	Feglymycin_biosynthetic_gene_cluster (36% of genes show similarity)	BGC00012 33_c1	1	CYP107F15
Cluster 24	Siderophore	62568 19	62715 91	-	-		
Cluster 25	Nrps	77917 14	78509 12	Mannopeptimycin_biosynthetic_gene_cluster (81% of genes show similarity)	BGC00003 88_c1		
Cluster 26	Terpene	79237 64	79460 01	Salinomycin_biosynthetic_gene_cluster (6% of genes show similarity)	BGC00001 44_c1		

<i>Streptomyces sp. SAT1</i>							
Cluster 1	Lantipeptide	1	24200	Herboxidiene_biosynthetic_gene_cluster (7% of genes show similarity)	BGC0001065_c1		
Cluster 2	Phosphonate-Nrps	74302	148960	Scabichelin_biosynthetic_gene_cluster (30% of genes show similarity)	BGC0000423_c1	1	CYP1618A1
Cluster 3	Thiopeptide-Terpene	215878	265579	Isorenieratene_biosynthetic_gene_cluster (85% of genes show similarity)	BGC0000664_c1	1	CYP180B6
Cluster 4	Butyrolactone	285579	296460	U-68204_biosynthetic_gene_cluster (14% of genes show similarity)	BGC0001354_c1	1	CYP105B73
Cluster 5	T1pks	354232	403174	Herboxidiene_biosynthetic_gene_cluster (2% of genes show similarity)	BGC0001065_c1		
Cluster 6	Other	708904	752167	Stenothricin_biosynthetic_gene_cluster (13% of genes show similarity)	BGC0000431_c1		
Cluster 7	Terpene	868664	889695	Oxazolomycin_biosynthetic_gene_cluster (9% of genes show similarity)	BGC0001106_c1	1	CYP183X4
Cluster 8	T3pks	922781	963839	Herboxidiene_biosynthetic_gene_cluster (7% of genes show similarity)	BGC0001065_c1	1	CYP158A25
Cluster 9	Ectoine	1573240	1583644	Ectoine_biosynthetic_gene_cluster (100% of genes show similarity)	BGC0000853_c1		
Cluster 10	Melanin	246728	2477665	Melanin_biosynthetic_gene_cluster (60% of genes show similarity)	BGC0000909_c1		
Cluster 11	T2pks	3223020	3265538	Spore_pigment_biosynthetic_gene_cluster (83% of genes show similarity)	BGC0000271_c1		
Cluster 12	Other	3883484	3925397	Salinosporamide_biosynthetic_gene_cluster (16% of genes show similarity)	BGC0001041_c1	1	CYP107P31
Cluster 13	Terpene	4852785	4873798	Albaflavenone_biosynthetic_gene_cluster (100% of genes show similarity)	BGC0000660_c1	1	CYP170A18
Cluster 14	Siderophore	5500156	5512363	-	-		
Cluster 15	Nrps-T1pks-Otherks	5556590	5645890	Nataxazole_biosynthetic_gene_cluster (77% of genes show similarity)	BGC0001213_c1		
Cluster 16	Bacteriocin	5864472	5875941	-	-		
Cluster 17	Terpene	5883559	5905742	-	-		
Cluster 18	Siderophore	6064359	6077546	Grincamycin_biosynthetic_gene_cluster (5% of genes show similarity)	BGC0000229_c1		
Cluster 19	Terpene	6367454	6394225	Hopene_biosynthetic_gene_cluster (92% of genes show similarity)	BGC0000663_c1		
Cluster 20	Bacteriocin-T1pks	6551532	6664649	Bafilomycin_biosynthetic_gene_cluster (94% of genes show similarity)	BGC0000028_c1	1	CYP158A24
Cluster 21	Nrps	6783735	6830197	Griseobactin_biosynthetic_gene_cluster (47% of genes show similarity)	BGC0000368_c1		
Cluster 22	Lantipeptide	6903694	6926321	Informatipeptin_biosynthetic_gene_cluster (57% of genes show similarity)	BGC0000518_c1		
Cluster 23	Phosphoglycolipid	7099434	7124720	Teichomycin_biosynthetic_gene_cluster (66% of genes show similarity)	BGC0001395_c1	1	CYP107E32
Cluster 24	Lantipeptide	7146616	7187284	-	-		
Cluster 25	Other	7191528	7243622	-	-		
Cluster 26	Bacteriocin-Terpene-Nrps	7252610	7427729	Coelichelin_biosynthetic_gene_cluster (100% of genes show similarity)	BGC0000325_c1	2	CYP1722A3; CYP1618A2
Cluster 27	Terpene	7437496	7458770	2-methylisborneol_biosynthetic_gene_cluster (100% of genes show similarity)	BGC0000658_c1		
<i>Streptomyces clavuligerus</i>							
Cluster 1	Siderophore	10562	24130	-	-		
Cluster 2	Terpene-T1pks-Nrps	76329	184101	Herboxidiene_biosynthetic_gene_cluster (8% of genes show similarity)	BGC0001065_c1	3	CYP105BG1; CYP163B7; CYP251E1
Cluster 3	T3pks	276819	317874	Naringenin_biosynthetic_gene_cluster (100% of genes show similarity)	BGC0001310_c1	1	CYP107F7
Cluster 4	Indole-Terpene-Nrps	531915	645805	Nucleocidin_biosynthetic_gene_cluster (47% of genes show similarity)	BGC0001387_c1	2	CYP107NSF1; CYP107BY2

Cluster 5	Nrps	65779 4	70779 0	Holomycin_biosynthetic_gene_cluster (100% of genes show similarity)	BGC00003 73_c1		
Cluster 6	Terpene	71515 4	74193 6	Hopene_biosynthetic_gene_cluster (69% of genes show similarity)	BGC00006 63_c1		
Cluster 7	Nrps	82113 8	86664 7	Calcium-dependent_antibiotic_biosynthetic_gene_cluster (5% of genes show similarity)	BGC00003 15_c1		
Cluster 8	Lantipeptide	10474 80	10857 58	AmfS_biosynthetic_gene_cluster (80% of genes show similarity)	BGC00004 96_c1		
Cluster 9	T2pks	10989 34	11415 00	Spore_pigment_biosynthetic_gene_cluster (75% of genes show similarity)	BGC00002 71_c1		
Cluster 10	Bacteriocin	11781 93	11895 66	-	-		
Cluster 11	Nrps	13007 23	13794 78	A201A_biosynthetic_gene_cluster (15% of genes show similarity)	BGC00008 73_c1		
Cluster 12	Siderophore	14280 60	14401 11	-	-		
Cluster 13	T1pks-Nrps	16805 79	17357 43	Kanamycin_biosynthetic_gene_cluster (1% of genes show similarity)	BGC00007 03_c1	1	CYP136E1
Cluster 14	Lantipeptide	17918 38	18163 96	-	-		
Cluster 15	Nucleoside	19184 25	19393 96	Tunicamycin_biosynthetic_gene_cluster (92% of genes show similarity)	BGC00008 80_c1		
Cluster 16	Blactam-Nrps	19970 30	20570 25	Clavulanic_acid_biosynthetic_gene_cluster (75% of genes show similarity)	BGC00008 45_c1	1	CYP105M1
Cluster 17	Melanin	23673 25	23777 59	Melanin_biosynthetic_gene_cluster (100% of genes show similarity)	BGC00009 11_c1	1	CYP124G5
Cluster 18	Blactam	34371 38	34581 12	Clavams_biosynthetic_gene_cluster (81% of genes show similarity)	BGC00008 43_c1		
Cluster 19	Lantipeptide	39711 17	39956 28	-	-		
Cluster 20	Butyrolactone	41474 82	41584 50	Lactonamycin_biosynthetic_gene_cluster (3% of genes show similarity)	BGC00002 38_c1		
Cluster 21	Nrps	41647 16	42120 44	-	-		
Cluster 22	Siderophore	45673 19	45791 39	Desferrioxamine_B_biosynthetic_gene_cluster (100% of genes show similarity)	BGC00009 41_c1		
Cluster 23	Ectoine	55588 23	55692 48	Ectoine_biosynthetic_gene_cluster (100% of genes show similarity)	BGC00008 53_c1		
Cluster 24	T1pks-Butyrolactone-Otherks	62012 99	62884 39	Daptomycin_biosynthetic_gene_cluster (12% of genes show similarity)	BGC00003 36_c1	1	CYP107AL2
Cluster 25	Terpene	66398 64	66620 38	-	-		
Cluster 26	T1pks	67889 64	68837 02	Bafilomycin_biosynthetic_gene_cluster (66% of genes show similarity)	BGC00000 28_c1	1	CYP154A14
<i>Streptomyces griseochromogenes</i>							
Cluster 1	T2pks-Butyrolactone	12296 2	16938 7	Skyllamycin_biosynthetic_gene_cluster (6% of genes show similarity)	BGC00004 29_c1		
Cluster 2	Thiopeptide-Bacteriocin	25760 1	30533 5	GE37468_biosynthetic_gene_cluster (100% of genes show similarity)	BGC00006 05_c1	1	CYP113V2
Cluster 3	Phosphonate-Bacteriocin	52556 3	57811 4	Thioviridamide_biosynthetic_gene_cluster (21% of genes show similarity)	BGC00006 25_c1		
Cluster 4	Terpene	14545 62	14755 75	Albaflavenone_biosynthetic_gene_cluster (100% of genes show similarity)	BGC00006 60_c1	1	CYP170A10
Cluster 5	T1pks	15342 83	15803 30	Tiancimycin_biosynthetic_gene_cluster (16% of genes show similarity)	BGC00013 78_c1		
Cluster 6	Nrps-T1pks-Otherks	17590 65	18152 92	Caerulomycin_A_biosynthetic_gene_cluster (20% of genes show similarity)	BGC00009 66_c1		
Cluster 7	Siderophore-T1pks-Nrps	21967 13	23805 59	Apoptolidin_biosynthetic_gene_cluster (30% of genes show similarity)	BGC00000 21_c1		
Cluster 8	T1pks-Nrps	24856 53	26116 97	Polyoxypeptin_biosynthetic_gene_cluster (51% of genes show similarity)	BGC00010 36_c1	1	CYP247A3_or tholog

Cluster 9	Bacteriocin	26209 71	26328 27	Lipopeptide_8D1-1/_lipopeptide_8D1-2_biosynthetic_gene_clus... (4% of genes show similarity)	BGC00013 70_c1		
Cluster 10	T1pks	26382 74	26912 39	Meilingmycin_biosynthetic_gene_cluster (3% of genes show similarity)	BGC00000 93_c1	1	CYP105BC2
Cluster 11	Lassopeptide	26961 45	27186 85	Nanchangmycin_biosynthetic_gene_cluster (9% of genes show similarity)	BGC00001 05_c1		
Cluster 12	Bacteriocin	27612 95	27725 96	-	-		
Cluster 13	Terpene	27975 34	28197 23	-	-	1	CYP180A26
Cluster 14	Phosphonate-Terpene	29149 63	29784 79	FR900098_biosynthetic_gene_cluster (27% of genes show similarity)	BGC00009 04_c1		
Cluster 15	Siderophore	30693 19	30824 16	Marineosin_biosynthetic_gene_cluster (9% of genes show similarity)	BGC00000 91_c1		
Cluster 16	Terpene	35252 77	35519 73	Hopene_biosynthetic_gene_cluster (84% of genes show similarity)	BGC00006 63_c1		
Cluster 17	T1pks-Nrps	35776 65	36707 83	Filipin_biosynthetic_gene_cluster (46% of genes show similarity)	BGC00000 59_c1		
Cluster 18	Nrps	38575 40	39125 87	Avilamycin_A_biosynthetic_gene_cluster (5% of genes show similarity)	BGC00000 26_c1		
Cluster 19	Other	39375 13	39788 86	A-503083_biosynthetic_gene_cluster (7% of genes show similarity)	BGC00002 88_c1		
Cluster 20	Bacteriocin-Lantipeptide	41452 74	41776 98	Informatipeptin_biosynthetic_gene_cluster (100% of genes show similarity)	BGC00005 18_c1		
Cluster 21	Lantipeptide-T1pks-Nrps	45097 70	46386 51	Meilingmycin_biosynthetic_gene_cluster (16% of genes show similarity)	BGC00000 93_c1	2	CYP208A9; CYP107BK3
Cluster 22	Bacteriocin-T1pks	46603 65	47278 94	Blasticidin_biosynthetic_gene_cluster (17% of genes show similarity)	BGC00008 74_c1		
Cluster 23	Lantipeptide	47346 48	47573 77	Blasticidin_biosynthetic_gene_cluster (60% of genes show similarity)	BGC00008 74_c1		
Cluster 24	Thiopeptide	48678 45	48961 18	Lactazole_biosynthetic_gene_cluster (66% of genes show similarity)	BGC00006 06_c1		
Cluster 25	Lantipeptide-T1pks-Otherks	51817 16	52602 98	A54145_biosynthetic_gene_cluster (3% of genes show similarity)	BGC00002 91_c1		
Cluster 26	Nrps	53677 40	54460 27	Napsamycin_biosynthetic_gene_cluster (82% of genes show similarity)	BGC00009 50_c1	1	CYP107KX1
Cluster 27	Ladderane	56705 09	57129 83	Metatricycloene_biosynthetic_gene_cluster (32% of genes show similarity)	BGC00013 69_c1		
Cluster 28	Bacteriocin	58219 12	58324 72	Streptothricin_biosynthetic_gene_cluster (8% of genes show similarity)	BGC00004 32_c1		
Cluster 29	Lantipeptide	58575 94	58870 06	-	-		
Cluster 30	Other	62112 40	62517 34	Kanamycin_biosynthetic_gene_cluster (1% of genes show similarity)	BGC00007 03_c1	2	CYP121A4; CYP154U6
Cluster 31	Lassopeptide	62600 73	62826 41	-	-		
Cluster 32	Melanin-Terpene	63572 73	63828 45	Melanin_biosynthetic_gene_cluster (57% of genes show similarity)	BGC00009 08_c1		
Cluster 33	T1pks-Nrps	64156 36	64713 37	-	-		
Cluster 34	Terpene	64846 59	65056 66	-	-	1	CYP183X2
Cluster 35	Lantipeptide	66643 88	67029 45	-	-		
Cluster 36	Nucleoside	67809 43	68013 08	Toyocamycin_biosynthetic_gene_cluster (30% of genes show similarity)	BGC00008 81_c1		
Cluster 37	Terpene	68132 25	68343 91	2-methylisborneol_biosynthetic_gene_cluster (75% of genes show similarity)	BGC00006 57_c1		
Cluster 38	Siderophore	68438 31	68572 40	-	-		
Cluster 39	Siderophore	72636 46	72769 95	-	-		
Cluster 40	Phosphonate-T3pks-	72896 29	73950 40	Herboxidiene_biosynthetic_gene_cluster (8% of genes show similarity)	BGC00010 65_c1	1	CYP158A21

	Nrps-Ladderane						
Cluster 41	T1pks-Otherks	7616533	7668101	Cinnamycin_biosynthetic_gene_cluster (14% of genes show similarity)	BGC0000503_c1		
Cluster 42	Other	8072352	8116209	-	-		
Cluster 43	Ectoine	8338442	8348846	Ectoine_biosynthetic_gene_cluster (100% of genes show similarity)	BGC0000853_c1		
Cluster 44	Lassopeptide	8845999	8868499	Chaxapeptin_biosynthetic_gene_cluster (28% of genes show similarity)	BGC0001307_c1		
Cluster 45	Terpene	8994774	9016135	Kanamycin_biosynthetic_gene_cluster (2% of genes show similarity)	BGC0000703_c1		
Cluster 46	Melanin-Nrps	9444124	9491130	Melanin_biosynthetic_gene_cluster (80% of genes show similarity)	BGC0000909_c1		
Cluster 47	Siderophore	9562300	9574069	Desferrioxamine_B_biosynthetic_gene_cluster (100% of genes show similarity)	BGC0000940_c1		
Cluster 48	T2pks-T1pks	10278621	10365301	Spore_pigment_biosynthetic_gene_cluster (83% of genes show similarity)	BGC0000271_c1		
Cluster 49	T2pks-Oligosaccharide-Nrps-Otherks	10485649	10561348	Saquayamycin_Z_/galtamycin_B_biosynthetic_gene_cluster (41% of genes show similarity)	BGC0000267_c1		
<i>Streptomyces sp. S10(2016)</i>							
Cluster 1	Other	224145	266760	A-500359s_biosynthetic_gene_cluster (5% of genes show similarity)	BGC0000949_c1		
Cluster 2	Other	343674	387549	-	-		
Cluster 3	Melanin	544336	554704	Melanin_biosynthetic_gene_cluster (57% of genes show similarity)	BGC0000908_c1		
Cluster 4	T3pks-Nrps	924883	1081396	Feglymycin_biosynthetic_gene_cluster (57% of genes show similarity)	BGC0001233_c1		
Cluster 5	Ectoine	2149543	2159941	Ectoine_biosynthetic_gene_cluster (100% of genes show similarity)	BGC0000853_c1		
Cluster 6	Terpene-Nrps	2878958	2945938	SCO-2138_biosynthetic_gene_cluster (71% of genes show similarity)	BGC0000595_c1		
Cluster 7	Melanin	3247945	3258424	Istamycin_biosynthetic_gene_cluster (5% of genes show similarity)	BGC0000700_c1		
Cluster 8	Siderophore	3354794	3366563	Desferrioxamine_B_biosynthetic_gene_cluster (100% of genes show similarity)	BGC0000940_c1		
Cluster 9	Thiopeptide	3912000	3938554	Platencin_biosynthetic_gene_cluster (9% of genes show similarity)	BGC0001156_c1		
Cluster 10	Butyrolactone	4637521	4648519	Pristinamycin_biosynthetic_gene_cluster (3% of genes show similarity)	BGC0000952_c3	1	CYP154K3
Cluster 11	Butyrolactone	4778184	4789218	Methylenomycin_biosynthetic_gene_cluster (23% of genes show similarity)	BGC0000914_c1		
Cluster 12	Nrps	4941976	4998990	A54145_biosynthetic_gene_cluster (3% of genes show similarity)	BGC0000291_c1		
Cluster 13	Terpene	5837066	5862615	Isorenieratene_biosynthetic_gene_cluster (100% of genes show similarity)	BGC0000664_c1		
Cluster 14	Terpene	6000626	6021549	Albaflavenone_biosynthetic_gene_cluster (100% of genes show similarity)	BGC0000660_c1	1	CYP170A15
Cluster 15	T2pks	6221507	6264022	Spore_pigment_biosynthetic_gene_cluster (83% of genes show similarity)	BGC0000271_c1		
Cluster 16	Siderophore	6648574	6660568	-	-		
Cluster 17	T1pks	6803083	6866736	Streptazone_E_biosynthetic_gene_cluster (75% of genes show similarity)	BGC0001296_c1		
Cluster 18	Bacteriocin	6993517	7005028	-	-		
Cluster 19	Terpene	7037519	7059687	-	-		
Cluster 20	Siderophore	7289433	7302563	Lividomycin_biosynthetic_gene_cluster (6% of genes show similarity)	BGC0000708_c1		
Cluster 21	Nrps	7374569	7511121	Telomycin_biosynthetic_gene_cluster (61% of genes show similarity)	BGC0001406_c1	2	CYP163B15; CYP113Z1
Cluster 22	Terpene	7918247	7944944	Hopene_biosynthetic_gene_cluster (92% of genes show similarity)	BGC0000663_c1		

Cluster 23	Nrps	80450 66	80959 73	Coelichelin_biosynthetic_gene_cluster (100% of genes show similarity)	BGC00003 25_c1		
Cluster 24	Bacteriocin-Lantipeptide	86234 48	86558 47	Informatipeptin_biosynthetic_gene_cluster (85% of genes show similarity)	BGC00005 18_c1		
Cluster 25	T1pks	87234 10	87673 78	Oxazolomycin_biosynthetic_gene_cluster (9% of genes show similarity)	BGC00011 06_c1		
Cluster 26	Indole-T3pks	88570 41	89007 15	7-prenylisatin_biosynthetic_gene_cluster (60% of genes show similarity)	BGC00012 94_c1		
Cluster 27	Terpene	89769 81	89983 24	2-methylisborneol_biosynthetic_gene_cluster (100% of genes show similarity)	BGC00006 58_c1		
<i>Streptomyces lincolnensis</i>							
Cluster 1	Other	24909 0	29195 4	Herbimycin_biosynthetic_gene_cluster (10% of genes show similarity)	BGC00000 74_c1		
Cluster 2	Other	29919 7	33982 6	Lincomycin_biosynthetic_gene_cluster (75% of genes show similarity)	BGC00009 07_c1		
Cluster 3	Ladderane	45142 8	49267 8	Skyllamycin_biosynthetic_gene_cluster (12% of genes show similarity)	BGC00004 29_c1	1	CYP105B41
Cluster 4	Melanin-Terpene	57612 9	60249 6	Melanin_biosynthetic_gene_cluster (57% of genes show similarity)	BGC00009 08_c1		
Cluster 5	Nrps	86344 1	92294 7	Pristinamycin_biosynthetic_gene_cluster (12% of genes show similarity)	BGC00009 52_c1	1	CYP163A5
Cluster 6	Nrps	15853 96	16417 67	Coelibactin_biosynthetic_gene_cluster (63% of genes show similarity)	BGC00003 24_c1	1	CYP1424A1
Cluster 7	T3pks	16467 46	16878 19	Herboxidiene_biosynthetic_gene_cluster (8% of genes show similarity)	BGC00010 65_c1	1	CYP158A15
Cluster 8	Terpene	21830 10	22040 59	-	-	2	CYP183Y1; CYP157C22
Cluster 9	Other	22627 90	23066 53	Pristinamycin_biosynthetic_gene_cluster (2% of genes show similarity)	BGC00009 52_c3		
Cluster 10	Ectoine	25420 17	25524 21	Ectoine_biosynthetic_gene_cluster (100% of genes show similarity)	BGC00008 53_c1		
Cluster 11	Butyrolactone	31053 57	31156 44	-	-		
Cluster 12	Melanin	37065 22	37169 98	Istamycin_biosynthetic_gene_cluster (5% of genes show similarity)	BGC00007 00_c1		
Cluster 13	Siderophore	38143 23	38260 95	Desferrioxamine_B_biosynthetic_gene_cluster (100% of genes show similarity)	BGC00009 40_c1		
Cluster 14	Ladderane	52533 51	52945 20	Colabomycin_biosynthetic_gene_cluster (13% of genes show similarity)	BGC00002 13_c1		
Cluster 15	Amglyccycl - Butyrolactone	60476 26	60797 35	Pyralomicin_biosynthetic_gene_cluster (18% of genes show similarity)	BGC00010 38_c1		
Cluster 16	Terpene	66711 08	66921 93	Albaflavenone_biosynthetic_gene_cluster (100% of genes show similarity)	BGC00006 60_c1	1	CYP170A20
Cluster 17	T1pks-Nrps	69784 87	70401 17	BD-12_biosynthetic_gene_cluster (17% of genes show similarity)	BGC00013 79_c1		
Cluster 18	Siderophore	74155 09	74274 61	-	-		
Cluster 19	Phosphoglycolipid	75743 17	76030 39	Teichomycin_biosynthetic_gene_cluster (88% of genes show similarity)	BGC00013 95_c1		
Cluster 20	Bacteriocin-T2pks	77042 25	77650 20	Pamamycin_biosynthetic_gene_cluster (95% of genes show similarity)	BGC00011 50_c1		
Cluster 21	Terpene-Butyrolactone	78421 66	78722 26	Gamma-butyrolactone_biosynthetic_gene_cluster (100% of genes show similarity)	BGC00008 50_c1		
Cluster 22	Other	79027 02	79448 10	Medermycin_biosynthetic_gene_cluster (13% of genes show similarity)	BGC00002 45_c1		
Cluster 23	Nrps-Siderophore	80918 54	81569 22	Grincamycin_biosynthetic_gene_cluster (8% of genes show similarity)	BGC00002 29_c1	1	CYP107L32
Cluster 24	T2pks	82544 65	82969 26	Kanamycin_biosynthetic_gene_cluster (4% of genes show similarity)	BGC00007 03_c1	1	CYP105B41
Cluster 25	Nrps	84045 10	84554 26	Coelichelin_biosynthetic_gene_cluster (100% of genes show similarity)	BGC00003 25_c1		
Cluster 26	Terpene	86283 22	86549 89	Hopene_biosynthetic_gene_cluster (92% of genes show similarity)	BGC00006 63_c1		

Cluster 27	T1pks	86909 32	87390 22	Meilingmycin_biosynthetic_gene_cluster (5% of genes show similarity)	BGC00000 93_c1		
Cluster 28	Terpene	90740 27	90958 14	Ansatrienin_(mycotrienin)_biosynthetic_gene_cluster (11% of genes show similarity)	BGC00009 57_c1		
Cluster 29	Bacteriocin-Lantipeptide	92545 00	92845 11	Informatipeptin_biosynthetic_gene_cluster (71% of genes show similarity)	BGC00005 18_c1		
Cluster 30	Siderophore	93083 54	93230 52	Scabichelin_biosynthetic_gene_cluster (20% of genes show similarity)	BGC00004 23_c1		
Cluster 31	T1pks	95675 80	96115 93	Daptomycin_biosynthetic_gene_cluster (4% of genes show similarity)	BGC00003 36_c1		
Cluster 32	Nrps	99215 82	99721 22	Incednine_biosynthetic_gene_cluster (5% of genes show similarity)	BGC00000 78_c1		
Cluster 33	T1pks-Nrps	10025 162	10106 144	Antimycin_biosynthetic_gene_cluster (93% of genes show similarity)	BGC00009 58_c1		
Cluster 34	T1pks	10167 404	10211 375	Lomofungin_biosynthetic_gene_cluster (8% of genes show similarity)	BGC00013 02_c1		
<i>Streptomyces noursei</i>							
Cluster 1	Lassopeptide	11680 3	13928 4	A54145_biosynthetic_gene_cluster (5% of genes show similarity)	BGC00002 91_c1		
Cluster 2	Terpene	22231 1	24338 4	2-methylisoborneol_biosynthetic_gene_cluster (75% of genes show similarity)	BGC00006 57_c1		
Cluster 3	T1pks	34998 4	41018 3	Ebelactone_biosynthetic_gene_cluster (60% of genes show similarity)	BGC00000 51_c1	5	CYP105BV1; CYP1198A1; CYP107EM1; CYP1060A2; CYP147F29
Cluster 4	Terpene	58408 3	60497 9	-	-		
Cluster 5	Terpene	68800 2	70897 0	-	-	1	CYP157C31
Cluster 6	T1pks	76829 0	91205 6	Nystatin_biosynthetic_gene_cluster (100% of genes show similarity)	BGC00001 15_c1	2	CYP105H1; CYP161A1
Cluster 7	Terpene	10647 83	10857 21	-	-		
Cluster 8	Butyrolactone	12436 89	12546 24	Merochlorin_biosynthetic_gene_cluster (4% of genes show similarity)	BGC00010 83_c1	1	CYP107AE10
Cluster 9	Butyrolactone	14739 58	15305 65	Sch47554_/Sch47555_biosynthetic_gene_cluster (10% of genes show similarity)	BGC00002 68_c1		
Cluster 10	Other	15730 19	16165 55	4-hydroxy-3-nitrosobenzamide_biosynthetic_gene_cluster (21% of genes show similarity)	BGC00008 85_c1	1	CYP1248A3
Cluster 11	T1pks	16444 55	16919 54	Actinomycin_biosynthetic_gene_cluster (10% of genes show similarity)	BGC00002 96_c1	1	CYP107EQ1
Cluster 12	Terpene	19576 60	19843 91	Hopene_biosynthetic_gene_cluster (61% of genes show similarity)	BGC00006 63_c1		
Cluster 13	Lassopeptide	21568 97	21794 30	Echinosides_biosynthetic_gene_cluster (11% of genes show similarity)	BGC00003 40_c1		
Cluster 14	T1pks	22139 17	22923 03	Erythromycin_biosynthetic_gene_cluster (60% of genes show similarity)	BGC00000 55_c1	3	CYP107KZ1; CYP1420A1; CYP107A3
Cluster 15	Bacteriocin	26703 39	26811 81	-	-		
Cluster 16	T3pks	27419 82	27830 37	FD-594_biosynthetic_gene_cluster (8% of genes show similarity)	BGC00002 22_c1	1	CYP107F9
Cluster 17	Nrps	28530 66	29152 25	Desotamide_biosynthetic_gene_cluster (63% of genes show similarity)	BGC00011 96_c1		
Cluster 18	Siderophore	29216 11	29362 70	-	-		
Cluster 19	Other	32482 38	32889 57	Albonoursin_biosynthetic_gene_cluster (83% of genes show similarity)	BGC00008 51_c1		
Cluster 20	Other	38845 67	39287 00	Meridamycin_biosynthetic_gene_cluster (5% of genes show similarity)	BGC00010 11_c1		
Cluster 21	Linaridin	43612 83	43821 73	Legonaridin_biosynthetic_gene_cluster (55% of genes show similarity)	BGC00011 88_c1		
Cluster 22	Thiopeptide-Bacteriocin	44017 31	44372 94	TP-1161_biosynthetic_gene_cluster (37% of genes show similarity)	BGC00006 15_c1	1	CYP113D4

Cluster 23	Terpene	45236 71	45459 89	Salinomycin_biosynthetic_gene_cluster (6% of genes show similarity)	BGC00001 44_c1		
Cluster 24	Lantipeptide	60328 33	60572 86	-	-		
Cluster 25	T1pks	65111 42	65542 10	Collismycin_A_biosynthetic_gene_cluster (18% of genes show similarity)	BGC00009 73_c1	1	CYP105AB15
Cluster 26	Ectoine	69842 58	69946 62	Ectoine_biosynthetic_gene_cluster (100% of genes show similarity)	BGC00008 53_c1		
Cluster 27	Siderophore	70758 33	70876 38	Desferrioxamine_B_biosynthetic_gene_cluster (80% of genes show similarity)	BGC00009 41_c1		
Cluster 28	Lantipeptide	73314 58	73560 01	Streptomycin_biosynthetic_gene_cluster (12% of genes show similarity)	BGC00007 17_c1		
Cluster 29	T2pks	78645 63	79070 78	Spore_pigment_biosynthetic_gene_cluster (83% of genes show similarity)	BGC00002 71_c1		
Cluster 30	Bacteriocin	79501 54	79603 69	-	-		
Cluster 31	Transatpks-Nrps	82703 65	83756 58	Cycloheximide/_actiphenol_biosynthetic_gene_cluster (50% of genes show similarity)	BGC00001 75_c1	3	CYP107CA2; CYP154D14; CYP105AC16
Cluster 32	Nrps	83861 57	84480 82	Friulimycin_biosynthetic_gene_cluster (12% of genes show similarity)	BGC00003 54_c1		
Cluster 33	Terpene	89103 62	89313 30	Filipin_biosynthetic_gene_cluster (15% of genes show similarity)	BGC00000 59_c1	1	CYP105A7
Cluster 34	Terpene-T3pks-T1pks-Nrps	90166 79	91112 28	Leinamycin_biosynthetic_gene_cluster (2% of genes show similarity)	BGC00011 01_c1		
Cluster 35	Lantipeptide-Nrps	91390 90	92438 44	Zorbamycin_biosynthetic_gene_cluster (6% of genes show similarity)	BGC00010 58_c1	2	CYP163B; CYP1278B1
Cluster 36	Terpene-T1pks	92470 44	93706 57	Nystatin_biosynthetic_gene_cluster (72% of genes show similarity)	BGC00001 15_c1	1	CYP105H8
Cluster 37	Lasso peptide	96766 01	96990 82	A54145_biosynthetic_gene_cluster (5% of genes show similarity)	BGC00002 91_c1		

Mycobacterial species

<i>Mycobacterium africanum</i> GM041182							
Cluster	Type	From	To	Most similar known cluster	MiBiG BGC-ID	P450s	Name of the P450
Cluster 1	Nrps	88242	137625	-	-		
Cluster 2	T1pks	462468	506676	-	-		
Cluster 3	Bacteriocin	882527	893324	-	-		
Cluster 4	Nrps	1298767	1355947	Glycopeptidolipid_biosynthetic_gene_cluster (13% of genes show similarity)	BGC000036 5_c1		
Cluster 5	T3pks	1528107	1569288	BE-7585A_biosynthetic_gene_cluster (14% of genes show similarity)	BGC000020 3_c1		
Cluster 6	T1pks	1705714	1752040	Glycopeptidolipid_biosynthetic_gene_cluster (20% of genes show similarity)	BGC000036 5_c1		
Cluster 7	T3pks-T1pks	1850834	1904620	Streptomycin_biosynthetic_gene_cluster (12% of genes show similarity)	BGC000071 7_c1	1	CYP139A1
Cluster 8	Nrps	1950426	1992024	-	-		

Cluster 9	T1pks	22673 39	23197 94	Reveromycin_biosynthetic_gene_cluster (15% of genes show similarity)	BGC000013 5_c1		
Cluster 10	Other	25147 59	25556 28	-	-	3	CYP124A1 ; CYP128A1 ; CYP121A1
Cluster 11	Nrps	26257 30	26856 63	Mycobactin_biosynthetic_gene_cluster (100% of genes show similarity)	BGC000102 1_c1		
Cluster 12	Other	28853 11	29288 17	-	-		
Cluster 13	T1pks- Nrps	32038 61	32985 99	Glycopeptidolipid_biosynthetic_gene_cluster (6% of genes show similarity)	BGC000036 5_c1		
Cluster 14	Terpene	37873 93	38083 01	Hopene_biosynthetic_gene_cluster (15% of genes show similarity)	BGC000066 3_c1		
Cluster 15	T1pks- Nrps	42134 86	42991 07	Glycopeptidolipid_biosynthetic_gene_cluster (10% of genes show similarity)	BGC000036 5_c		
<i>Mycobacterium tuberculosis C</i>							
Cluster 1	Nrps	88185	13756 8	-	-		
Cluster 2	T1pks	46545 1	50965 9	-	-		
Cluster 3	Bacteriocin	88559 7	89639 4	-	-		
Cluster 4	T1pks- Nrps	12940 41	13478 76	Glycopeptidolipid_biosynthetic_gene_cluster (10% of genes show similarity)	BGC000036 5_c1		
Cluster 5	T3pks	15237 66	15649 47	BE-7585A_biosynthetic_gene_cluster (14% of genes show similarity)	BGC000020 3_c1		
Cluster 6	T1pks	17025 80	17489 06	Glycopeptidolipid_biosynthetic_gene_cluster (20% of genes show similarity)	BGC000036 5_c1		
Cluster 7	T3pks- T1pks	18454 11	19048 99	Streptomycin_biosynthetic_gene_cluster (12% of genes show similarity)	BGC000071 7_c1	1	CYP139A1
Cluster 8	Nrps	19506 35	20060 69	Glycopeptidolipid_biosynthetic_gene_cluster (20% of genes show similarity)	BGC000036 2_c1	1	CYP144A1
Cluster 9	T1pks	22744 53	23269 11	Reveromycin_biosynthetic_gene_cluster (15% of genes show similarity)	BGC000013 5_c1		
Cluster 10	Other	25239 05	25647 74	Glycopeptidolipid_biosynthetic_gene_cluster (20% of genes show similarity)	BGC000036 2_c1	3	CYP124A1 ; CYP128A1 ; CYP121A1
Cluster 11	Nrps	26339 86	26939 19	Mycobactin_biosynthetic_gene_cluster (100% of genes show similarity)	BGC000102 1_c1		
Cluster 12	Other	28927 73	29362 79	-	-		
Cluster 13	T1pks- Nrps	32216 03	33160 55	Glycopeptidolipid_biosynthetic_gene_cluster (10% of genes show similarity)	BGC000036 5_c1		
Cluster 14	Terpene	38011 46	38220 54	Hopene_biosynthetic_gene_cluster (15% of genes show similarity)	BGC000066 3_c1		
Cluster 15	T1pks- Nrps	42229 34	43085 55	Glycopeptidolipid_biosynthetic_gene_cluster (10% of genes show similarity)	BGC000036 5_c1		
<i>Mycobacterium tuberculosis F11</i>							
Cluster 1	Nrps	88290	13767 3	-	-		
Cluster 2	T1pks	46890 1	51310 9	-	-		
Cluster 3	Bacteriocin	88898 3	89978 0	-	-		
Cluster 4	T1pks- Nrps	12974 42	13609 80	Glycopeptidolipid_biosynthetic_gene_cluster (10% of genes show similarity)	BGC000036 5_c1		
Cluster 5	T3pks	15291 66	15703 47	BE-7585A_biosynthetic_gene_cluster (14% of genes show similarity)	BGC000020 3_c1		
Cluster 6	T1pks	17067 20	17530 46	Glycopeptidolipid_biosynthetic_gene_cluster (20% of genes show similarity)	BGC000036 5_c1		
Cluster 7	T3pks- T1pks	18495 50	19076 77	Streptomycin_biosynthetic_gene_cluster (12% of genes show similarity)	BGC000071 7_c1	1	CYP139A1

Cluster 8	T1pks	22891 43	23415 98	Reveromycin_biosynthetic_gene_cluster (15% of genes show similarity)	BGC000013 5_c1		
Cluster 9	Other	25390 29	25798 98	-	-	3	CYP124A1 : CYP128A1 : CYP121A1
Cluster 10	Nrps	26509 95	27109 28	Mycobactin_biosynthetic_gene_cluster (100% of genes show similarity)	BGC000102 1_c1		
Cluster 11	Other	29111 88	29546 94	-	-		
Cluster 12	T1pks-Nrps	32369 18	33314 27	Glycopeptidolipid_biosynthetic_gene_cluster (10% of genes show similarity)	BGC000036 5_c1		
Cluster 13	Terpene	38152 07	38361 15	Hopene_biosynthetic_gene_cluster (15% of genes show similarity)	BGC000066 3_c1		
Cluster 14	T1pks-Nrps	42489 46	43345 67	Glycopeptidolipid_biosynthetic_gene_cluster (10% of genes show similarity)	BGC000036 5_c1		
<i>Mycobacterium tuberculosis H37Ra</i>							
Cluster 1	Nrps	89514	13889 7	-	-		
Cluster 2	T1pks	46704 1	51124 9	-	-		
Cluster 3	Bacteriocin	88777 8	89857 5	Glycopeptidolipid_biosynthetic_gene_cluster (20% of genes show similarity)	BGC000036 2_c1		
Cluster 4	T1pks-Nrps	12950 36	13585 26	Glycopeptidolipid_biosynthetic_gene_cluster (10% of genes show similarity)	BGC000036 5_c1		
Cluster 5	T3pks	15261 35	15673 16	BE-7585A_biosynthetic_gene_cluster (14% of genes show similarity)	BGC000020 3_c1		
Cluster 6	T1pks	17036 00	17499 26	Glycopeptidolipid_biosynthetic_gene_cluster (20% of genes show similarity)	BGC000036 5_c1		
Cluster 7	T3pks-T1pks	18556 78	19138 05	Streptomycin_biosynthetic_gene_cluster (12% of genes show similarity)	BGC000071 7_c1	1	CYP139A1
Cluster 8	T1pks	22844 31	23368 86	Reveromycin_biosynthetic_gene_cluster (15% of genes show similarity)	BGC000013 5_c1	1	CYP139A1
Cluster 9	Other	25367 87	25776 56	Glycopeptidolipid_biosynthetic_gene_cluster (20% of genes show similarity)	BGC000036 2_c1	2	CYP124A1 : CYP128A1
Cluster 10	Nrps	26496 68	27096 01	Mycobactin_biosynthetic_gene_cluster (100% of genes show similarity)	BGC000102 1_c1		
Cluster 11	Other	29098 39	29533 45	-	-		
Cluster 12	T1pks-Nrps	32374 37	33319 46	Glycopeptidolipid_biosynthetic_gene_cluster (10% of genes show similarity)	BGC000036 5_c1		
Cluster 13	Terpene	38127 68	38336 76	Hopene_biosynthetic_gene_cluster (15% of genes show similarity)	BGC000066 3_c1		
Cluster 14	T1pks-Nrps	42443 91	43300 12	Glycopeptidolipid_biosynthetic_gene_cluster (10% of genes show similarity)	BGC000036 5_c1		
<i>Mycobacterium tuberculosis H37Rv</i>							
Cluster 1	Nrps	88156	13753 9	-	-		
Cluster 2	T1pks	46573 1	50993 9	-	-		
Cluster 3	Bacteriocin	88647 2	89726 9	-	-		
Cluster 4	Nrps	13000 35	13572 15	Glycopeptidolipid_biosynthetic_gene_cluster (13% of genes show similarity)	BGC000036 5_c1		
Cluster 5	T3pks	15248 25	15660 06	BE-7585A_biosynthetic_gene_cluster (14% of genes show similarity)	BGC000020 3_c1		
Cluster 6	T1pks	17020 83	17484 09	Glycopeptidolipid_biosynthetic_gene_cluster (20% of genes show similarity)	BGC000036 5_c1		
Cluster 7	T3pks-T1pks	18541 60	19122 87	Streptomycin_biosynthetic_gene_cluster (12% of genes show similarity)	BGC000071 7_c1	1	CYP139A1
Cluster 8	Nrps	19579 69	20146 61	-	-	1	CYP144A1
Cluster 9	T1pks	22745 31	23269 86	Reveromycin_biosynthetic_gene_cluster (15% of genes show similarity)	BGC000013 5_c1		

Cluster 10	Other	25268 83	25677 52	-	-	2	CYP124A1 ; CYP128A1
Cluster 11	Nrps	26377 00	26976 33	Mycobactin_biosynthetic_gene_cluster (100% of genes show similarity)	BGC000102 1_c1		
Cluster 12	Other	28978 71	29413 77	-	-		
Cluster 13	T1pks- Nrps	32254 45	33199 54	Glycopeptidolipid_biosynthetic_gene_cluster (10% of genes show similarity)	BGC000036 5_c1		
Cluster 14	Terpene	38040 90	38249 98	Hopene_biosynthetic_gene_cluster (15% of genes show similarity)	BGC000066 3_c1		
Cluster 15	T1pks- Nrps	42359 45	43215 66	Glycopeptidolipid_biosynthetic_gene_cluster (10% of genes show similarity)	BGC000036 5_c1		
<i>Mycobacterium tuberculosis Haarlem</i>							
Cluster 1	Nrps	88292	13767 5	-	-		
Cluster 2	T1pks	47023 7	51444 5	Glycopeptidolipid_biosynthetic_gene_cluster (25% of genes show similarity)	BGC000036 2_c1		
Cluster 3	Bacteriocin	89003 6	90083 3	-	-		
Cluster 4	T1pks- Nrps	12988 49	13623 87	Glycopeptidolipid_biosynthetic_gene_cluster (10% of genes show similarity)	BGC000036 5_c1		
Cluster 5	T3pks	15254 49	15666 30	BE-7585A_biosynthetic_gene_cluster (11% of genes show similarity)	BGC000020 3_c1		
Cluster 6	T1pks	17043 63	17506 89	Glycopeptidolipid_biosynthetic_gene_cluster (38% of genes show similarity)	BGC000036 2_c1		
Cluster 7	T3pks- T1pks	18472 52	19053 79	Streptomycin_biosynthetic_gene_cluster (12% of genes show similarity)	BGC000071 7_c1	1	CYP139A1
Cluster 8	T1pks	22791 63	23316 18	Reveromycin_biosynthetic_gene_cluster (15% of genes show similarity)	BGC000013 5_c1		
Cluster 9	Nrps	26336 45	26935 78	Mycobactin_biosynthetic_gene_cluster (100% of genes show similarity)	BGC000102 1_c1		
Cluster 10	Other	28931 31	29366 37	-	-		
Cluster 11	T1pks- Nrps	32213 67	33158 76	Glycopeptidolipid_biosynthetic_gene_cluster (10% of genes show similarity)	BGC000036 5_c1		
Cluster 12	Terpene	37977 84	38186 92	Hopene_biosynthetic_gene_cluster (15% of genes show similarity)	BGC000066 3_c1		
Cluster 13	T1pks- Nrps	42327 84	43184 05	Glycopeptidolipid_biosynthetic_gene_cluster (10% of genes show similarity)	BGC000036 5_c1		
<i>Mycobacterium tuberculosis KZN 1435</i>							
Cluster 1	Nrps	88287	13767 0	-	-		
Cluster 2	T1pks	46599 0	51019 8	-	-		
Cluster 3	Bacteriocin	88631 4	89711 1	-	-		
Cluster 4	T1pks- Nrps	10936 50	11881 60	Glycopeptidolipid_biosynthetic_gene_cluster (10% of genes show similarity)	BGC000036 5_c1		
Cluster 5	Other	14724 38	15159 44	-	-		
Cluster 6	Nrps	17160 70	17760 03	Mycobactin_biosynthetic_gene_cluster (100% of genes show similarity)	BGC000102 1_c1		
Cluster 7	Other	18488 40	18893 73	Glycopeptidolipid_biosynthetic_gene_cluster (20% of genes show similarity)	BGC000036 2_c1	3	CYP121A1 ; CYP128A1 ; CYP124A1
Cluster 8	T1pks	20897 25	21421 83	Reveromycin_biosynthetic_gene_cluster (15% of genes show similarity)	BGC000013 5_c1		
Cluster 9	Nrps	24091 68	24646 77	Glycopeptidolipid_biosynthetic_gene_cluster (20% of genes show similarity)	BGC000036 2_c1	1	CYP144A1
Cluster 10	T3pks- T1pks	25104 25	25685 52	Streptomycin_biosynthetic_gene_cluster (12% of genes show similarity)	BGC000071 7_c1	1	CYP139A1
Cluster 11	T1pks	26650 57	27113 83	Glycopeptidolipid_biosynthetic_gene_cluster (17% of genes show similarity)	BGC000036 2_c1		

Cluster 12	T3pks	28476 98	28888 79	BE-7585A_biosynthetic_gene_cluster (14% of genes show similarity)	BGC000020 3_c1		
Cluster 13	T1pks-Nrps	30550 78	31186 18	Glycopeptidolipid_biosynthetic_gene_cluster (10% of genes show similarity)	BGC000036 5_c1		
Cluster 14	Terpene	37986 02	38195 10	Hopene_biosynthetic_gene_cluster (15% of genes show similarity)	BGC000066 3_c1		
Cluster 15	T1pks-Nrps	42228 91	43085 12	Glycopeptidolipid_biosynthetic_gene_cluster (10% of genes show similarity)	BGC000036 5_c1		
<i>Mycobacterium tuberculosis KZN 605</i>							
Cluster 1	Nrps	88285	13766 8	-	-		
Cluster 2	T1pks	46599 1	51019 9	-	-		
Cluster 3	Bacteriocin	88631 9	89711 6	-	-		
Cluster 4	T1pks-Nrps	10936 52	11881 60	Glycopeptidolipid_biosynthetic_gene_cluster (10% of genes show similarity)	BGC000036 5_c1		
Cluster 5	Other	14725 50	15160 56	-	-		
Cluster 6	Nrps	17161 85	17761 18	Mycobactin_biosynthetic_gene_cluster (100% of genes show similarity)	BGC000102 1_c1		
Cluster 7	Other	18489 56	18894 89	Glycopeptidolipid_biosynthetic_gene_cluster (20% of genes show similarity)	BGC000036 2_c1	3	CYP121A1 ; CYP128A1 ; CYP124A1
Cluster 8	T1pks	20896 02	21420 61	Piericidin_A1_biosynthetic_gene_cluster (50% of genes show similarity)	BGC000012 4_c1		
Cluster 9	Nrps	24090 49	24645 58	Glycopeptidolipid_biosynthetic_gene_cluster (20% of genes show similarity)	BGC000036 2_c1	1	CYP144A1
Cluster 10	T3pks-T1pks	25103 07	25684 34	Streptomycin_biosynthetic_gene_cluster (12% of genes show similarity)	BGC000071 7_c1	1	CYP139A1
Cluster 11	T1pks	26649 40	27112 66	Glycopeptidolipid_biosynthetic_gene_cluster (17% of genes show similarity)	BGC000036 2_c1		
Cluster 12	T3pks	28474 69	28886 50	BE-7585A_biosynthetic_gene_cluster (14% of genes show similarity)	BGC000020 3_c1		
Cluster 13	T1pks-Nrps	30548 50	31183 61	Glycopeptidolipid_biosynthetic_gene_cluster (10% of genes show similarity)	BGC000036 5_c1		
Cluster 14	Terpene	37997 12	38206 20	Hopene_biosynthetic_gene_cluster (15% of genes show similarity)	BGC000066 3_c1		
Cluster 15	T1pks-Nrps	42237 60	43093 81	Glycopeptidolipid_biosynthetic_gene_cluster (10% of genes show similarity)	BGC000036 5_c1		
<i>Mycobacterium tuberculosis KZN 4207</i>							
Cluster 1	Nrps	88286	13766 9	-	-		
Cluster 2	T1pks	46599 0	51019 8	-	-		
Cluster 3	Bacteriocin	88631 7	89711 4	-	-		
Cluster 4	T1pks-Nrps	10936 50	11881 58	Glycopeptidolipid_biosynthetic_gene_cluster (10% of genes show similarity)	BGC000036 5_c1		
Cluster 5	Other	14723 82	15158 88	-	-		
Cluster 6	Nrps	17159 57	17758 90	Mycobactin_biosynthetic_gene_cluster (100% of genes show similarity)	BGC000102 1_c1		
Cluster 7	Other	18487 27	18892 60	Glycopeptidolipid_biosynthetic_gene_cluster (20% of genes show similarity)	BGC000036 2_c1	3	CYP121A1 ; CYP128A1 ; CYP124A1
Cluster 8	T1pks	20878 14	21402 72	Reveromycin_biosynthetic_gene_cluster (15% of genes show similarity)	BGC000013 5_c1		
Cluster 9	Nrps	24058 98	24614 07	Glycopeptidolipid_biosynthetic_gene_cluster (20% of genes show similarity)	BGC000036 2_c1	1	CYP144A1
Cluster 10	T3pks-T1pks	25070 98	25652 25	Streptomycin_biosynthetic_gene_cluster (12% of genes show similarity)	BGC000071 7_c1	1	CYP139A1

Cluster 11	T1pks	26617 30	27080 56	Glycopeptidolipid_biosynthetic_gene_cluster (17% of genes show similarity)	BGC000036 2_c1		
Cluster 12	T3pks	28443 71	28855 52	BE-7585A_biosynthetic_gene_cluster (14% of genes show similarity)	BGC000020 3_c1		
Cluster 13	T1pks-Nrps	30517 50	31152 88	Glycopeptidolipid_biosynthetic_gene_cluster (10% of genes show similarity)	BGC000036 5_c1		
Cluster 14	Terpene	37953 36	38162 44	Hopene_biosynthetic_gene_cluster (15% of genes show similarity)	BGC000066 3_c1		
Cluster 15	T1pks-Nrps	42194 95	43051 16	Glycopeptidolipid_biosynthetic_gene_cluster (10% of genes show similarity)	BGC000036 5_c1		
<i>Mycobacterium tuberculosis</i> RGTB3 27							
Cluster 1	Nrps	90060	13727 7	Glycopeptidolipid_biosynthetic_gene_cluster (7% of genes show similarity)	BGC000036 2_c1		
Cluster 2	Bacteriocin	88700 5	89780 2	Glycopeptidolipid_biosynthetic_gene_cluster (20% of genes show similarity)	BGC000036 2_c1		
Cluster 3	Nrps	13008 46	13580 39	Glycopeptidolipid_biosynthetic_gene_cluster (6% of genes show similarity)	BGC000036 5_c1		
Cluster 4	T3pks	15257 59	15669 40	BE-7585A_biosynthetic_gene_cluster (14% of genes show similarity)	BGC000020 3_c1		
Cluster 5	T3pks-T1pks	18504 31	19074 34	Streptomycin_biosynthetic_gene_cluster (10% of genes show similarity)	BGC000071 7_c1		
Cluster 6	Other	25206 87	25612 02	Glycopeptidolipid_biosynthetic_gene_cluster (20% of genes show similarity)	BGC000036 2_c1	2	CYP124A1 ; CYP102B2 5
Cluster 7	Other	28915 75	29350 81	-	-		
Cluster 8	T1pks-Nrps	32263 47	33138 99	Candicidin_biosynthetic_gene_cluster (33% of genes show similarity)	BGC000003 4_c1		
Cluster 9	Terpene	37733 55	37942 63	Hopene_biosynthetic_gene_cluster (15% of genes show similarity)	BGC000066 3_c1		
Cluster 10	Nrps	42329 20	42900 71	Glycopeptidolipid_biosynthetic_gene_cluster (10% of genes show similarity)	BGC000036 5_c1		
<i>Mycobacterium tuberculosis</i> CDC1551							
Cluster 1	Nrps	88146	13752 9	-	-		
Cluster 2	T1pks	46718 0	51138 8	Glycopeptidolipid_biosynthetic_gene_cluster (25% of genes show similarity)	BGC000036 2_c1		
Cluster 3	Bacteriocin	88638 1	89717 8	-	-		
Cluster 4	T1pks-Nrps	12931 64	13567 02	Glycopeptidolipid_biosynthetic_gene_cluster (10% of genes show similarity)	BGC000036 5_c1		
Cluster 5	T3pks	15246 83	15658 64	BE-7585A_biosynthetic_gene_cluster (14% of genes show similarity)	BGC000020 3_c1		
Cluster 6	T3pks-T1pks	18450 66	19031 93	Streptomycin_biosynthetic_gene_cluster (12% of genes show similarity)	BGC000071 7_c1	1	CYP139A1
Cluster 7	T1pks	22768 64	23293 19	Reveromycin_biosynthetic_gene_cluster (15% of genes show similarity)	BGC000013 5_c1		
Cluster 8	Other	25240 87	25649 56	-	-	3	CYP124A1 ; CYP128A1 ; CYP121A1
Cluster 9	Nrps	26350 31	26949 64	Mycobactin_biosynthetic_gene_cluster (100% of genes show similarity)	BGC000102 1_c1		
Cluster 10	Other	28940 15	29375 21	-	-		
Cluster 11	T1pks-Nrps	32197 66	33142 75	Glycopeptidolipid_biosynthetic_gene_cluster (10% of genes show similarity)	BGC000036 5_c1		
Cluster 12	Terpene	37949 65	38158 73	Hopene_biosynthetic_gene_cluster (15% of genes show similarity)	BGC000066 3_c1		
Cluster 13	T1pks-Nrps	42282 68	43138 89	Glycopeptidolipid_biosynthetic_gene_cluster (10% of genes show similarity)	BGC000036 5_c1		

<i>Mycobacterium tuberculosis</i> strains CCDC5079							
Cluster 1	Nrps	85821	135158	-	-		
Cluster 2	T1pks	464327	507521	Glycopeptidolipid_biosynthetic_gene_cluster (5% of genes show similarity)	BGC0000362_c1		
Cluster 3	Bacteriocin	882693	893490	-	-		
Cluster 4	T1pks-Nrps	1291321	1354813	Glycopeptidolipid_biosynthetic_gene_cluster (13% of genes show similarity)	BGC0000365_c1		
Cluster 5	T3pks	1524046	1565227	BE-7585A_biosynthetic_gene_cluster (14% of genes show similarity)	BGC0000203_c1		
Cluster 6	T1pks	1701368	1747631	Glycopeptidolipid_biosynthetic_gene_cluster (20% of genes show similarity)	BGC0000365_c1		
Cluster 7	T3pks-T1pks	1844222	1902349	Streptomycin_biosynthetic_gene_cluster (12% of genes show similarity)	BGC0000717_c1	1	CYP139A1
Cluster 8	T1pks	2267794	2314201	Hygrocin_biosynthetic_gene_cluster (16% of genes show similarity)	BGC0000075_c1	3	CYP124A1 ; CYP128A1 ; CYP121A1
Cluster 9	Other	2513369	2554229	-	-	3	CYP124A1 ; CYP128A1 ; CYP121A1
Cluster 10	Nrps	2621067	2680998	Mycobactin_biosynthetic_gene_cluster (90% of genes show similarity)	BGC0001021_c1		
Cluster 11	Other	2879665	2923171	-	-		
Cluster 12	T1pks-Nrps	3200387	3294904	Creminycin_biosynthetic_gene_cluster (20% of genes show similarity)	BGC0000042_c1		
Cluster 13	Terpene	3788074	3808982	Hopene_biosynthetic_gene_cluster (15% of genes show similarity)	BGC00000663_c1		
Cluster 14	T1pks-Nrps	4223124	4308749	Glycopeptidolipid_biosynthetic_gene_cluster (10% of genes show similarity)	BGC0000365_c1		
<i>Mycobacterium tuberculosis</i> 7199-99							
Cluster 1	Nrps	88193	137576	-	-		
Cluster 2	T1pks	469987	514195	Glycopeptidolipid_biosynthetic_gene_cluster (25% of genes show similarity)	BGC0000362_c1		
Cluster 3	Bacteriocin	889733	900530	-	-		
Cluster 4	T1pks-Nrps	1298263	1361753	Glycopeptidolipid_biosynthetic_gene_cluster (10% of genes show similarity)	BGC0000365_c1		
Cluster 5	T3pks	1529729	1570910	BE-7585A_biosynthetic_gene_cluster (14% of genes show similarity)	BGC0000203_c1		
Cluster 6	T1pks	1707228	1753554	Glycopeptidolipid_biosynthetic_gene_cluster (20% of genes show similarity)	BGC0000365_c1		
Cluster 7	T3pks-T1pks	185016	1909601	Streptomycin_biosynthetic_gene_cluster (12% of genes show similarity)	BGC0000717_c1	1	CYP139A1
Cluster 8	T1pks	2283970	2336425	Reveromycin_biosynthetic_gene_cluster (15% of genes show similarity)	BGC0000135_c1		
Cluster 9	Nrps	2639653	2699586	Mycobactin_biosynthetic_gene_cluster (100% of genes show similarity)	BGC0001021_c1		
Cluster 10	Other	2898468	2941974	-	-		
Cluster 11	T1pks-Nrps	3223580	3318089	Glycopeptidolipid_biosynthetic_gene_cluster (10% of genes show similarity)	BGC0000365_c1		
Cluster 12	Terpene	3801540	3822448	Hopene_biosynthetic_gene_cluster (15% of genes show similarity)	BGC00000663_c1		
Cluster 13	T1pks-Nrps	4245655	4331276	Glycopeptidolipid_biosynthetic_gene_cluster (10% of genes show similarity)	BGC0000365_c1		
<i>Mycobacterium tuberculosis</i> Beijing/NITR203							

Cluster 1	Nrps	88147	13753	-			
Cluster 2	T1pks	46700	50991	Rubradirin_biosynthetic_gene_cluster (3% of genes show similarity)	BGC0000141_c1		
Cluster 3	Bacteriocin	88639	89718	Glycopeptidolipid_biosynthetic_gene_cluster (20% of genes show similarity)	BGC0000362_c1		
Cluster 4	T1pks-Nrps	12936	13570	Glycopeptidolipid_biosynthetic_gene_cluster (10% of genes show similarity)	BGC0000365_c1		
Cluster 5	T3pks	15246	15658	BE-7585A_biosynthetic_gene_cluster (14% of genes show similarity)	BGC0000203_c1		
Cluster 6	T1pks	17019	17482	Glycopeptidolipid_biosynthetic_gene_cluster (20% of genes show similarity)	BGC0000365_c1		
Cluster 7	T3pks-T1pks	18540	19121	Streptomycin_biosynthetic_gene_cluster (12% of genes show similarity)	BGC0000717_c1	1	CYP139A1
Cluster 8	Nrps	19578	20144	Glycopeptidolipid_biosynthetic_gene_cluster (20% of genes show similarity)	BGC0000362_c1	1	CYP144A1
Cluster 9	T1pks	22743	23267	Reveromycin_biosynthetic_gene_cluster (15% of genes show similarity)	BGC0000135_c1		
Cluster 10	Other	25266	25675	Glycopeptidolipid_biosynthetic_gene_cluster (20% of genes show similarity)	BGC0000362_c1	3	CYP124A1 ; CYP128A1 ; CYP121A1
Cluster 11	Nrps	26374	26973	Mycobactin_biosynthetic_gene_cluster (100% of genes show similarity)	BGC0001021_c1		
Cluster 12	Other	28976	29411	-			
Cluster 13	T1pks-Nrps	32251	33196	Glycopeptidolipid_biosynthetic_gene_cluster (10% of genes show similarity)	BGC0000365_c1		
Cluster 14	Terpene	38037	38246	Hopene_biosynthetic_gene_cluster (15% of genes show similarity)	BGC0000663_c1		
Cluster 15	T1pks-Nrps	42355	43211	Glycopeptidolipid_biosynthetic_gene_cluster (13% of genes show similarity)	BGC0000365_c1		
				<i>Mycobacterium tuberculosis</i> CAS/NITR204			
Cluster 1	T1pks	46536	50667	Glycopeptidolipid_biosynthetic_gene_cluster (10% of genes show similarity)	BGC0000365_c1		
Cluster 2	Bacteriocin	88377	89456	Glycopeptidolipid_biosynthetic_gene_cluster (20% of genes show similarity)	BGC0000362_c1		
Cluster 3	T1pks-Nrps	12899	13533	Glycopeptidolipid_biosynthetic_gene_cluster (10% of genes show similarity)	BGC0000365_c1		
Cluster 4	T3pks	15204	15616	BE-7585A_biosynthetic_gene_cluster (9% of genes show similarity)	BGC0000203_c1		
Cluster 5	T3pks	18486	18897	Streptomycin_biosynthetic_gene_cluster (7% of genes show similarity)	BGC0000717_c1	1	CYP139A1
Cluster 6	T1pks	22717	23162	Monensin_biosynthetic_gene_cluster (26% of genes show similarity)	BGC0000100_c1		
Cluster 7	Other	25193	25602	Glycopeptidolipid_biosynthetic_gene_cluster (20% of genes show similarity)	BGC0000362_c1	2	CYP124A1 ; CYP128A1
Cluster 8	Nrps	26331	26843	Mycobactin_biosynthetic_gene_cluster (40% of genes show similarity)	BGC0001021_c1		
Cluster 9	Other	28883	29313	-	-		
Cluster 10	T1pks-Nrps	32311	33087	Epothilone_biosynthetic_gene_cluster (20% of genes show similarity)	BGC0000990_c1		
Cluster 11	Terpene	37885	38094	Hopene_biosynthetic_gene_cluster (15% of genes show similarity)	BGC0000663_c1		
Cluster 12	Nrps	42459	43031	Glycopeptidolipid_biosynthetic_gene_cluster (13% of genes show similarity)	BGC0000365_c1		
				<i>Mycobacterium tuberculosis</i> EAI5			
Cluster 1	Nrps	88158	13754	-	-		
Cluster 2	T1pks	46628	50995	-	-		
Cluster 3	Bacteriocin	88512	89592	-	-		

Cluster 4	T1pks-Nrps	12923 78	13558 68	Glycopeptidolipid_biosynthetic_gene_cluster (10% of genes show similarity)	BGC000036 5_c1		
Cluster 5	T3pks	15221 23	15633 04	BE-7585A_biosynthetic_gene_cluster (14% of genes show similarity)	BGC000020 3_c1		
Cluster 6	T3pks-T1pks	18526 01	19095 84	Streptomycin_biosynthetic_gene_cluster (10% of genes show similarity)	BGC000071 7_c1	1	CYP139A1
Cluster 7	Nrps	19552 66	20105 97	-	-	1	CYP144A1
Cluster 8	Nrps	26268 50	26867 83	Mycobactin_biosynthetic_gene_cluster (100% of genes show similarity)	BGC000102 1_c1		
Cluster 9	Other	28856 57	29291 63	-	-		
Cluster 10	T1pks-Nrps	32118 74	33063 82	Glycopeptidolipid_biosynthetic_gene_cluster (6% of genes show similarity)	BGC000036 5_c1		
Cluster 11	Terpene	37850 88	38060 08	Hopene_biosynthetic_gene_cluster (15% of genes show similarity)	BGC000066 3_c1		
Cluster 12	T1pks-Nrps	42155 80	43012 00	Glycopeptidolipid_biosynthetic_gene_cluster (13% of genes show similarity)	BGC000036 5_c1		
<i>Mycobacterium tuberculosis</i> EAI5/NITR206							
Cluster 1	Nrps	88410	13435 9	-			
Cluster 2	T1pks	46775 5	50907 4	Creminycin_biosynthetic_gene_cluster (17% of genes show similarity)	BGC000004 2_c1		
Cluster 3	Bacteriocin	88848 8	89928 5	Glycopeptidolipid_biosynthetic_gene_cluster (20% of genes show similarity)	BGC000036 2_c1		
Cluster 4	Nrps	13029 90	13601 83	Glycopeptidolipid_biosynthetic_gene_cluster (13% of genes show similarity)	BGC000036 5_c1		
Cluster 5	T3pks	15275 41	15680 29	BE-7585A_biosynthetic_gene_cluster (11% of genes show similarity)	BGC000020 3_c1		
Cluster 6	T1pks	17077 94	17507 60	Glycopeptidolipid_biosynthetic_gene_cluster (20% of genes show similarity)	BGC000036 5_c1		
Cluster 7	T3pks	18571 01	18979 34	Streptomycin_biosynthetic_gene_cluster (7% of genes show similarity)	BGC000071 7_c1	1	CYP139A1
Cluster 8	T1pks	22860 23	23292 35	Reveromycin_biosynthetic_gene_cluster (15% of genes show similarity)	BGC000013 5_c1		
Cluster 9	Nrps	26352 71	26952 68	Mycobactin_biosynthetic_gene_cluster (80% of genes show similarity)	BGC000102 1_c1		
Cluster 10	Other	32741 52	33162 09	Piericidin_A1_biosynthetic_gene_cluster (50% of genes show similarity)	BGC000116 9_c1		
Cluster 11	Terpene	37960 74	38169 85	Hopene_biosynthetic_gene_cluster (15% of genes show similarity)	BGC000066 3_c1		
Cluster 12	T1pks	42294 89	43125 69	Glycopeptidolipid_biosynthetic_gene_cluster (6% of genes show similarity)	BGC000036 5_c1		
<i>Mycobacterium tuberculosis</i> Erdman=ATCC 35801							
Cluster 1	Nrps	87332	13667 0	-			
Cluster 2	T1pks	46874 1	51165 3	Glycopeptidolipid_biosynthetic_gene_cluster (15% of genes show similarity)	BGC000036 2_c1		
Cluster 3	Bacteriocin	88543 8	89623 5	Glycopeptidolipid_biosynthetic_gene_cluster (20% of genes show similarity)	BGC000036 2_c1		
Cluster 4	T1pks-Nrps	12922 43	13557 31	Glycopeptidolipid_biosynthetic_gene_cluster (13% of genes show similarity)	BGC000036 5_c1		
Cluster 5	T3pks	15189 63	15601 44	BE-7585A_biosynthetic_gene_cluster (14% of genes show similarity)	BGC000020 3_c1		
Cluster 6	T1pks	16949 13	17411 76	Glycopeptidolipid_biosynthetic_gene_cluster (20% of genes show similarity)	BGC000036 5_c1		
Cluster 7	T3pks-T1pks	18378 01	18959 28	Streptomycin_biosynthetic_gene_cluster (12% of genes show similarity)	BGC000071 7_c1	1	CYP139A1
Cluster 8	T1pks	22706 05	23230 60	Reveromycin_biosynthetic_gene_cluster (15% of genes show similarity)	BGC000013 5_c1		
Cluster 9	Nrps	26266 27	26865 60	Mycobactin_biosynthetic_gene_cluster (100% of genes show similarity)	BGC000102 1_c1		
Cluster 10	Other	28861 12	29296 18	-	-		

Cluster 11	T1pks-Nrps	3214209	3308717	Glycopeptidolipid_biosynthetic_gene_cluster (10% of genes show similarity)	BGC0000365_c1		
Cluster 12	Terpene	3785902	3806810	Hopene_biosynthetic_gene_cluster (15% of genes show similarity)	BGC0000663_c1		
Cluster 13	T1pks-Nrps	4216853	4302474	Glycopeptidolipid_biosynthetic_gene_cluster (10% of genes show similarity)	BGC0000365_c1		
<i>Mycobacterium tuberculosis</i> UT205							
Cluster 1	Nrps	88255	137638	-	-		
Cluster 2	T1pks	467045	511253	-	-		
Cluster 3	Bacteriocin	888533	899330	-	-		
Cluster 4	T1pks-Nrps	1296390	1359880	Glycopeptidolipid_biosynthetic_gene_cluster (10% of genes show similarity)	BGC0000365_c1		
Cluster 5	T3pks	1527789	1568970	BE-7585A_biosynthetic_gene_cluster (14% of genes show similarity)	BGC0000203_c1		
Cluster 6	T1pks	1705146	1751472	Glycopeptidolipid_biosynthetic_gene_cluster (20% of genes show similarity)	BGC0000365_c1		
Cluster 7	T3pks-T1pks	1857379	1915506	Streptomycin_biosynthetic_gene_cluster (12% of genes show similarity)	BGC0000717_c1	1	CYP139A1
Cluster 8	Other	2532570	2573439	-	-	2	CYP124A1 ; CYP128A1
Cluster 9	Nrps	2642431	2702364	Mycobactin_biosynthetic_gene_cluster (100% of genes show similarity)	BGC0001021_c1		
Cluster 10	Other	2902700	2946206	-	-		
Cluster 11	T1pks-Nrps	3230570	3325079	Glycopeptidolipid_biosynthetic_gene_cluster (10% of genes show similarity)	BGC0000365_c1		
Cluster 12	Terpene	3810044	3830952	Hopene_biosynthetic_gene_cluster (15% of genes show similarity)	BGC0000663_c1		
Cluster 13	T1pks-Nrps	4242395	4328016	Glycopeptidolipid_biosynthetic_gene_cluster (10% of genes show similarity)	BGC0000365_c1		
<i>Mycobacterium canetti</i> CIPT 140010059							
Cluster 1	Nrps	91719	141102	-	-		
Cluster 2	T1pks	473020	520252	Rubradirin_biosynthetic_gene_cluster (3% of genes show similarity)	BGC0000141_c1		
Cluster 3	Bacteriocin	894179	904976	-	-		
Cluster 4	Nrps	1320091	1377271	Glycopeptidolipid_biosynthetic_gene_cluster (13% of genes show similarity)	BGC0000365_c1		
Cluster 5	T3pks	1548166	1589347	BE-7585A_biosynthetic_gene_cluster (14% of genes show similarity)	BGC0000203_c1		
Cluster 6	T1pks	1726309	1780572	Glycopeptidolipid_biosynthetic_gene_cluster (23% of genes show similarity)	BGC0000365_c1		
Cluster 7	T3pks-T1pks	1880898	1939026	Streptomycin_biosynthetic_gene_cluster (12% of genes show similarity)	BGC0000717_c1	1	CYP139A1
Cluster 8	T1pks	2324305	2376769	Reveromycin_biosynthetic_gene_cluster (15% of genes show similarity)	BGC0000135_c1		
Cluster 9	Other	2582707	2623576	Glycopeptidolipid_biosynthetic_gene_cluster (20% of genes show similarity)	BGC0000362_c1	3	CYP124A1 ; CYP128A1 ; CYP121A1
Cluster 10	Nrps	2696313	2756246	Mycobactin_biosynthetic_gene_cluster (100% of genes show similarity)	BGC0001021_c1		
Cluster 11	Other	2967557	3011063	-	-		
Cluster 12	T1pks-Nrps	3284106	3376575	Glycopeptidolipid_biosynthetic_gene_cluster (13% of genes show similarity)	BGC0000365_c1		
Cluster 13	Terpene	3871405	3892313	Hopene_biosynthetic_gene_cluster (15% of genes show similarity)	BGC0000663_c1		
Cluster 14	T1pks-Nrps	4303115	4388651	Glycopeptidolipid_biosynthetic_gene_cluster (10% of genes show similarity)	BGC0000365_c1		

<i>Mycobacterium canetti</i> CIPT 140060008							
Cluster 1	Nrps	93492	142875	-	-		
Cluster 2	T1pks	472069	516271	-	-		
Cluster 3	Bacteriocin	880676	891473	-	-		
Cluster 4	T1pks-Nrps	1289683	1353176	Glycopeptidolipid_biosynthetic_gene_cluster (10% of genes show similarity)	BGC0000365_c1		
Cluster 5	T3pks	1525644	1566825	BE-7585A_biosynthetic_gene_cluster (14% of genes show similarity)	BGC0000203_c1		
Cluster 6	T1pks	1706894	1753157	Glycopeptidolipid_biosynthetic_gene_cluster (20% of genes show similarity)	BGC0000365_c1		
Cluster 7	T3pks-T1pks	1855101	1913229	Streptomycin_biosynthetic_gene_cluster (12% of genes show similarity)	BGC0000717_c1	1	CYP139A1
Cluster 8	T1pks	2296179	2348634	Reveromycin_biosynthetic_gene_cluster (15% of genes show similarity)	BGC0000135_c1		
Cluster 9	Other	2558631	2599491	Glycopeptidolipid_biosynthetic_gene_cluster (20% of genes show similarity)	BGC0000362_c1	2	CYP124A1 ; CYP128A1
Cluster 10	Nrps	2667576	2727509	Mycobactin_biosynthetic_gene_cluster (100% of genes show similarity)	BGC0001021_c1		
Cluster 11	Other	2935556	2979062	-	-		
Cluster 12	T1pks-Nrps	3248529	3340884	Glycopeptidolipid_biosynthetic_gene_cluster (10% of genes show similarity)	BGC0000365_c1		
Cluster 13	Terpene	3831892	3852800	Hopene_biosynthetic_gene_cluster (15% of genes show similarity)	BGC0000663_c1		
Cluster 14	T1pks-Nrps	4254850	4340471	Glycopeptidolipid_biosynthetic_gene_cluster (10% of genes show similarity)	BGC0000365_c1		
<i>Mycobacterium canetti</i> CIPT 140710010							
Cluster 1	Nrps	104157	153540	-	-		
Cluster 2	T1pks	478749	522951	-	-		
Cluster 3	Bacteriocin	900411	911208	-	-		
Cluster 4	T1pks-Nrps	1350891	1414367	Glycopeptidolipid_biosynthetic_gene_cluster (10% of genes show similarity)	BGC0000365_c1		
Cluster 5	T3pks	1599811	1640992	BE-7585A_biosynthetic_gene_cluster (14% of genes show similarity)	BGC0000203_c1		
Cluster 6	T1pks	1780717	1826980	Glycopeptidolipid_biosynthetic_gene_cluster (20% of genes show similarity)	BGC0000365_c1		
Cluster 7	T3pks-T1pks	1927571	1985699	Streptomycin_biosynthetic_gene_cluster (12% of genes show similarity)	BGC0000717_c1	1	CYP139A1
Cluster 8	Nrps	2039070	2098936	Oxazolomycin_biosynthetic_gene_cluster (6% of genes show similarity)	BGC0001106_c1	1	CYP144A1
Cluster 9	T1pks	2391616	2444071	Chartreusin_biosynthetic_gene_cluster (15% of genes show similarity)	BGC0000206_c2		
Cluster 10	Other	2642997	2683866	-	-	3	CYP124A1 ; CYP128A; CYP121A1
Cluster 11	Nrps	2758943	2818861	Mycobactin_biosynthetic_gene_cluster (100% of genes show similarity)	BGC0001021_c1		
Cluster 12	Other	3030055	3073561	-	-		
Cluster 13	T1pks-Nrps	3349860	3445383	Glycopeptidolipid_biosynthetic_gene_cluster (10% of genes show similarity)	BGC0000365_c1		
Cluster 14	Terpene	3918921	3939829	Hopene_biosynthetic_gene_cluster (15% of genes show similarity)	BGC0000663_c1		
Cluster 15	T1pks-Nrps	4350509	4440905	Glycopeptidolipid_biosynthetic_gene_cluster (13% of genes show similarity)	BGC0000365_c1		
<i>Mycobacterium bovis</i> AF 2122/97							

Cluster 1	Nrps	88192	137575	-	-		
Cluster 2	T1pks	468118	510958	Nigericin_biosynthetic_gene_cluster (33% of genes show similarity)	BGC0000114_c1		
Cluster 3	Bacteriocin	887302	898099	-	-		
Cluster 4	T1pks-Nrps	129503	1358493	Glycopeptidolipid_biosynthetic_gene_cluster (10% of genes show similarity)	BGC0000365_c1		
Cluster 5	T3pks	1525912	1567093	BE-7585A_biosynthetic_gene_cluster (14% of genes show similarity)	BGC0000203_c1		
Cluster 6	T1pks	1690505	1736831	Glycopeptidolipid_biosynthetic_gene_cluster (20% of genes show similarity)	BGC0000365_c1		
Cluster 7	T3pks-T1pks	1843955	1902082	Streptomycin_biosynthetic_gene_cluster (12% of genes show similarity)	BGC0000717_c1	1	CYP139A1
Cluster 8	Nrps	194776	1989374	-	-		
Cluster 9	T1pks	2262855	2315310	Reveromycin_biosynthetic_gene_cluster (15% of genes show similarity)	BGC0000135_c1		
Cluster 10	Other	2510248	2551117	-	-	3	CYP124A1 ; CYP128A1 ; CYP121A1
Cluster 11	Nrps	2610182	2670115	Mycobactin_biosynthetic_gene_cluster (100% of genes show similarity)	BGC0001021_c1		
Cluster 12	Other	2869730	2913236	-	-		
Cluster 13	T1pks-Nrps	3186430	3281054	Glycopeptidolipid_biosynthetic_gene_cluster (6% of genes show similarity)	BGC0000365_c1		
Cluster 14	Terpene	3760840	3781748	Hopene_biosynthetic_gene_cluster (15% of genes show similarity)	BGC0000663_c1		
Cluster 15	T1pks-Nrps	4176630	4262251	Glycopeptidolipid_biosynthetic_gene_cluster (13% of genes show similarity)	BGC0000365_c1		
<i>Mycobacterium bovis BCG Pasteur 1173P2</i>							
Cluster 1	Nrps	117898	167281	-	-		
Cluster 2	T1pks	497914	540754	Nigericin_biosynthetic_gene_cluster (33% of genes show similarity)	BGC0000114_c1		
Cluster 3	Bacteriocin	916894	927691	-	-		
Cluster 4	T1pks-Nrps	132509	1386951	Glycopeptidolipid_biosynthetic_gene_cluster (10% of genes show similarity)	BGC0000365_c1		
Cluster 5	T3pks	1549982	1591163	BE-7585A_biosynthetic_gene_cluster (14% of genes show similarity)	BGC0000203_c1		
Cluster 6	T1pks	1714424	1760750	Glycopeptidolipid_biosynthetic_gene_cluster (20% of genes show similarity)	BGC0000365_c1		
Cluster 7	T3pks-T1pks	1859427	1917551	Streptomycin_biosynthetic_gene_cluster (12% of genes show similarity)	BGC0000717_c1	1	CYP139A1
Cluster 8	Nrps	1963129	2004727	-	-		
Cluster 9	T1pks	2258183	2310638	Reveromycin_biosynthetic_gene_cluster (15% of genes show similarity)	BGC0000135_c1		
Cluster 10	Other	2505335	2546204	-	-	3	CYP124A1 ; CYP128A1 ; CYP121A1
Cluster 11	Nrps	2602722	2662655	Mycobactin_biosynthetic_gene_cluster (100% of genes show similarity)	BGC0001021_c1		
Cluster 12	Other	2862318	2905824	-	-		
Cluster 13	T1pks-Nrps	3179434	3274115	Glycopeptidolipid_biosynthetic_gene_cluster (6% of genes show similarity)	BGC0000365_c1		
Cluster 14	Terpene	3790354	3811262	Hopene_biosynthetic_gene_cluster (15% of genes show similarity)	BGC0000663_c1		

Cluster 15	T1pks-Nrps	42083 48	42939 68	Glycopeptidolipid_biosynthetic_gene_cluster (10% of genes show similarity)	BGC000036 5_c1		
<i>Mycobacterium bovis</i> BCG Korea 1168P							
Cluster 1	Nrps	88231	13761 4	-	-		
Cluster 2	T1pks	46824 7	51108 7	Nigericin_biosynthetic_gene_cluster (33% of genes show similarity)	BGC000011 4_c1		
Cluster 3	Bacteriocin	88722 7	89802 4	-	-		
Cluster 4	T1pks-Nrps	12953 42	13572 84	Glycopeptidolipid_biosynthetic_gene_cluster (10% of genes show similarity)	BGC000036 5_c1		
Cluster 5	T3pks	15203 15	15614 96	BE-7585A_biosynthetic_gene_cluster (14% of genes show similarity)	BGC000020 3_c1		
Cluster 6	T1pks	16846 53	17309 79	Glycopeptidolipid_biosynthetic_gene_cluster (20% of genes show similarity)	BGC000036 5_c1		
Cluster 7	T3pks-T1pks	18296 54	18877 78	Streptomycin_biosynthetic_gene_cluster (12% of genes show similarity)	BGC000071 7_c1	1	CYP139A1
Cluster 8	Nrps	19333 56	19749 54	-	-		
Cluster 9	T1pks	22278 28	22802 83	Reveromycin_biosynthetic_gene_cluster (15% of genes show similarity)	BGC000013 5_c1		
Cluster 10	Other	24749 80	25158 49	-	-	3	CYP124A1 ; CYP128A1 ; CYP121A1
Cluster 11	Nrps	25723 67	26323 00	Mycobactin_biosynthetic_gene_cluster (100% of genes show similarity)	BGC000102 1_c1		
Cluster 12	Other	28319 66	28754 72	-	-		
Cluster 13	T1pks-Nrps	31490 82	32437 63	Glycopeptidolipid_biosynthetic_gene_cluster (10% of genes show similarity)	BGC000036 2_c1		
Cluster 14	Terpene	37958 12	38167 20	Hopene_biosynthetic_gene_cluster (15% of genes show similarity)	BGC000066 3_c1		
Cluster 15	T1pks-Nrps	42105 37	42961 57	Glycopeptidolipid_biosynthetic_gene_cluster (10% of genes show similarity)	BGC000036 5_c1		
<i>Mycobacterium bovis</i> BCG Mexico							
Cluster 1	Nrps	88231	13761 4	-	-		
Cluster 2	T1pks	46824 8	51108 8	Nigericin_biosynthetic_gene_cluster (33% of genes show similarity)	BGC000011 4_c1		
Cluster 3	Bacteriocin	88717 3	89797 0	-	-		
Cluster 4	T1pks-Nrps	12952 88	13572 30	Glycopeptidolipid_biosynthetic_gene_cluster (10% of genes show similarity)	BGC000036 5_c1		
Cluster 5	T3pks	15202 61	15614 42	BE-7585A_biosynthetic_gene_cluster (14% of genes show similarity)	BGC000020 3_c1		
Cluster 6	T1pks	16847 03	17310 29	Glycopeptidolipid_biosynthetic_gene_cluster (20% of genes show similarity)	BGC000036 5_c1		
Cluster 7	T3pks-T1pks	18297 06	18878 30	Streptomycin_biosynthetic_gene_cluster (12% of genes show similarity)	BGC000071 7_c1	1	CYP139A1
Cluster 8	Nrps	19334 08	19750 06	-	-		
Cluster 9	T1pks	22375 48	22900 03	Reveromycin_biosynthetic_gene_cluster (15% of genes show similarity)	BGC000013 5_c1		
Cluster 10	Other	24847 00	25255 69	-	-	3	CYP124A1 ; CYP128A1 ; CYP121A1
Cluster 11	Nrps	25820 87	26420 20	Mycobactin_biosynthetic_gene_cluster (100% of genes show similarity)	BGC000102 1_c1		
Cluster 12	Other	28416 83	28851 89	-	-		
Cluster 13	T1pks-Nrps	31587 99	32534 80	Glycopeptidolipid_biosynthetic_gene_cluster (6% of genes show similarity)	BGC000036 5_c1		

Cluster 14	Terpene	37697 19	37906 27	Hopene_biosynthetic_gene_cluster (15% of genes show similarity)	BGC000066 3_c1		
Cluster 15	T1pks-Nrps	41877 13	42726 79	Glycopeptidolipid_biosynthetic_gene_cluster (10% of genes show similarity)	BGC000036 5_c1		
				<i>Mycobacterium bovis</i> BCG Toyko 172			
Cluster 1	Nrps	88231	13761 4	-	-		
Cluster 2	T1pks	46824 7	51108 7	Nigericin_biosynthetic_gene_cluster (33% of genes show similarity)	BGC000011 4_c1		
Cluster 3	Bacteriocin	88861 1	89940 8	-	-		
Cluster 4	T1pks-Nrps	12963 47	13598 37	Glycopeptidolipid_biosynthetic_gene_cluster (10% of genes show similarity)	BGC000036 5_c1		
Cluster 5	T3pks	15228 69	15640 50	BE-7585A_biosynthetic_gene_cluster (14% of genes show similarity)	BGC000020 3_c1		
Cluster 6	T1pks	16873 17	17336 43	Glycopeptidolipid_biosynthetic_gene_cluster (20% of genes show similarity)	BGC000036 5_c1		
Cluster 7	T3pks-T1pks	18323 29	18904 53	Streptomycin_biosynthetic_gene_cluster (12% of genes show similarity)	BGC000071 7_c1	1	CYP139A1
Cluster 8	Nrps	19360 31	19776 29	-	-		
Cluster 9	T1pks	22509 61	23034 16	Reveromycin_biosynthetic_gene_cluster (15% of genes show similarity)	BGC000013 5_c1		
Cluster 10	Other	24981 07	25389 76	-	-	3	CYP124A1 ; CYP128A1 ; CYP121A1
Cluster 11	Nrps	25954 94	26554 27	Mycobactin_biosynthetic_gene_cluster (100% of genes show similarity)	BGC000102 1_c1		
Cluster 12	Other	28550 91	28985 97	-	-		
Cluster 13	T1pks-Nrps	31722 61	32669 42	Glycopeptidolipid_biosynthetic_gene_cluster (6% of genes show similarity)	BGC000036 5_c1		
Cluster 14	Terpene	37882 67	38091 75	Hopene_biosynthetic_gene_cluster (15% of genes show similarity)	BGC000066 3_c1		
Cluster 15	T1pks-Nrps	42055 41	42911 58	Glycopeptidolipid_biosynthetic_gene_cluster (10% of genes show similarity)	BGC000036 5_c1		
				<i>Mycobacterium abscessus</i> ATCC 19977			
Cluster 1	T1pks	15848 1	20382 9	-	-		
Cluster 2	Other	48781 9	53184 7	-	-		
Cluster 3	Other	64533 9	68949 9	Clavulanic_acid_biosynthetic_gene_cluster (8% of genes show similarity)	BGC000084 5_c1		
Cluster 4	Bacteriocin	69641 1	70720 8	-	-		
Cluster 5	T1pks-Nrps	90729 8	96614 6	Glycopeptidolipid_biosynthetic_gene_cluster (20% of genes show similarity)	BGC000036 5_c1	1	CYP1110B 1
Cluster 6	T2pks	20106 75	20519 31	-	-	1	CYP153A
Cluster 7	Nrps	21019 60	21549 98	Nocobactin_NA_biosynthetic_gene_cluster (75% of genes show similarity)	BGC000102 7_c1		
Cluster 8	Ectoine-T1pks-Nrps	22107 23	23325 81	Ectoine_biosynthetic_gene_cluster (100% of genes show similarity)	BGC000085 3_c1		
Cluster 9	Ectoine	26255 31	26358 81	Clavulanic_acid_biosynthetic_gene_cluster (8% of genes show similarity)	BGC000084 5_c1		
Cluster 10	Other	29974 25	30445 72	-	-		
Cluster 11	Bacteriocin	30715 96	30824 92	-	-		
Cluster 12	T1pks	31684 20	32146 62	Glycopeptidolipid_biosynthetic_gene_cluster (16% of genes show similarity)	BGC000036 5_c1		

Cluster 13	Nrps	33358 55	33835 28	-	-	1	CYP1128A
Cluster 14	Other	33981 86	34416 77	Thiolactomycin_biosynthetic_gene_cluster (100% of genes show similarity)	BGC000135 3_c2		
Cluster 15	T1pks	35987 80	36417 58	RK-682_biosynthetic_gene_cluster (36% of genes show similarity)	BGC000014 0_c1		
Cluster 16	Nrps	41228 54	41809 60	Glycopeptidolipid_biosynthetic_gene_cluster (94% of genes show similarity)	BGC000036 4_c1		
Cluster 17	Bacteriocin	47118 18	47226 78	-	-		
Cluster 18	Nrps	47291 26	48476 67	Glycopeptidolipid_biosynthetic_gene_cluster (52% of genes show similarity)	BGC000036 3_c1	1	CYP135B
				<i>Mycobacterium abscessus</i> subsp. <i>bolletii</i> 50594			
Cluster 1	T1pks	16119 5	20658 5	-	-		
Cluster 2	Other	50469 6	54872 4	-	-		
Cluster 3	Other	66143 5	70559 5	Clavulanic_acid_biosynthetic_gene_cluster (8% of genes show similarity)	BGC000084 5_c1		
Cluster 4	Bacteriocin	71249 4	72329 1	Pactamycin_biosynthetic_gene_cluster (3% of genes show similarity)	BGC000011 9_c1		
Cluster 5	T1pks-Nrps	92252 1	98137 5	Glycopeptidolipid_biosynthetic_gene_cluster (20% of genes show similarity)	BGC000036 5_c1		
Cluster 6	T2pks-Nrps	20206 98	21039 22	Nocobactin_NA_biosynthetic_gene_cluster (75% of genes show similarity)	BGC000102 7_c1		
Cluster 7	Ectoine-T1pks-Nrps	21661 18	22659 37	Ectoine_biosynthetic_gene_cluster (100% of genes show similarity)	BGC000085 3_c1		
Cluster 8	Ectoine	25884 52	25988 02	-	-		
Cluster 9	Other	29328 94	29800 50	-	-		
Cluster 10	Bacteriocin	30068 99	30177 95	-	-		
Cluster 11	T1pks	31034 95	31497 76	Glycopeptidolipid_biosynthetic_gene_cluster (13% of genes show similarity)	BGC000036 5_c1		
Cluster 12	Nrps	32661 86	33138 59	Lomaiviticin_biosynthetic_gene_cluster (3% of genes show similarity)	BGC000024 0_c1	1	CYP1128A
Cluster 13	Other	33297 61	33732 52	Thiolactomycin_biosynthetic_gene_cluster (100% of genes show similarity)	BGC000135 3_c2		
Cluster 14	Bacteriocin	46761 74	46870 34	-	-		
Cluster 15	Nrps	46936 88	48121 88	Glycopeptidolipid_biosynthetic_gene_cluster (52% of genes show similarity)	BGC000036 3_c1	1	CYP135B
				<i>Mycobacterium abscessus</i> 47J26			
Cluster 1	T1pks	15829 3	20364 7	-	-		
Cluster 2	Other	47715 9	52118 7	-	-		
Cluster 3	Other	63485 2	67901 2	Clavulanic_acid_biosynthetic_gene_cluster (8% of genes show similarity)	BGC000084 5_c1		
Cluster 4	Bacteriocin	68696 6	69776 3	Pactamycin_biosynthetic_gene_cluster (3% of genes show similarity)	BGC000011 9_c1		
Cluster 5	T1pks-Nrps	82431 8	88317 2	Glycopeptidolipid_biosynthetic_gene_cluster (20% of genes show similarity)	BGC000036 5_c1		
Cluster 6	T2pks-Nrps	20063 72	20893 93	Nocobactin_NA_biosynthetic_gene_cluster (75% of genes show similarity)	BGC000102 7_c1		
Cluster 7	Ectoine-T1pks-Nrps	21501 44	22504 98	Ectoine_biosynthetic_gene_cluster (100% of genes show similarity)	BGC000085 3_c1		
Cluster 8	Ectoine	25698 96	25801 50	Clavulanic_acid_biosynthetic_gene_cluster (8% of genes show similarity)	BGC000084 5_c1		
Cluster 9	Other	29637 08	30108 07	-	-		
Cluster 10	Bacteriocin	30395 63	30504 59	-	-		

Cluster 11	T1pks	31334 53	31797 34	Glycopeptidolipid_biosynthetic_gene_cluster (13% of genes show similarity)	BGC000036 5_c1		
Cluster 12	Nrps	32950 71	33427 44	Lomaiviticin_biosynthetic_gene_cluster (3% of genes show similarity)	BGC000024 0_c1	1	CYP1128A
Cluster 13	Other	33568 57	34003 48	Thiolactomycin_biosynthetic_gene_cluster (100% of genes show similarity)	BGC000135 3_c2		
Cluster 14	Nrps	41397 58	41978 64	Glycopeptidolipid_biosynthetic_gene_cluster (94% of genes show similarity)	BGC000036 4_c1		
Cluster 15	Bacteriocin	46888 09	46996 06	-	-		
Cluster 16	Nrps	47063 23	48261 35	Glycopeptidolipid_biosynthetic_gene_cluster (47% of genes show similarity)	BGC000036 4_c1	1	CYP135B
<i>Mycobacterium abscessus 103</i>							
Cluster 1	T1pks	15848 4	20383 2	-	-		
Cluster 2	Other	47262 0	51664 8	-	-		
Cluster 3	Other	63014 0	67430 0	Clavulanic_acid_biosynthetic_gene_cluster (8% of genes show similarity)	BGC000084 5_c1		
Cluster 4	Bacteriocin	68121 2	69200 9	-	-		
Cluster 5	T1pks-Nrps	89184 4	95069 2	Glycopeptidolipid_biosynthetic_gene_cluster (20% of genes show similarity)	BGC000036 5_c1	1	CYP1110B1
Cluster 6	T2pks	19950 58	20363 14	-	-	1	CYP153A
Cluster 7	Nrps	20863 43	21393 81	Nocobactin_NA_biosynthetic_gene_cluster (75% of genes show similarity)	BGC000102 7_c1		
Cluster 8	Ectoine-T1pks-Nrps	21951 06	23169 66	Ectoine_biosynthetic_gene_cluster (100% of genes show similarity)	BGC000085 3_c1		
Cluster 9	Ectoine	26099 51	26202 05	Clavulanic_acid_biosynthetic_gene_cluster (8% of genes show similarity)	BGC000084 5_c1		
Cluster 10	Other	29817 34	30288 81	-	-		
Cluster 11	Bacteriocin	30559 05	30668 01	-	-		
Cluster 12	T1pks	31527 18	31989 99	Glycopeptidolipid_biosynthetic_gene_cluster (16% of genes show similarity)	BGC000036 5_c1		
Cluster 13	Nrps	33201 53	33678 26	-	-	1	CYP1128A
Cluster 14	Other	33824 84	34259 75	Thiolactomycin_biosynthetic_gene_cluster (100% of genes show similarity)	BGC000135 3_c2		
Cluster 15	T1pks	35830 78	36260 56	RK-682_biosynthetic_gene_cluster (36% of genes show similarity)	BGC000014 0_c1		
Cluster 16	Nrps	41071 49	41639 92	Glycopeptidolipid_biosynthetic_gene_cluster (94% of genes show similarity)	BGC000036 4_c1		
Cluster 17	Bacteriocin	46960 87	47068 84	-	-		
Cluster 18	Nrps	47133 84	48319 26	Glycopeptidolipid_biosynthetic_gene_cluster (52% of genes show similarity)	BGC000036 3_c1	1	CYP135B
<i>Mycobacterium abscessus subsp. bolletti MA 1948</i>							
Cluster 1	T1pks	15845 9	20380 7	-	-		
Cluster 2	Other	48779 7	53182 5	-	-		
Cluster 3	Other	64531 7	68947 7	Clavulanic_acid_biosynthetic_gene_cluster (8% of genes show similarity)	BGC000084 5_c1		
Cluster 4	Bacteriocin	69638 9	70718 6	-	-		
Cluster 5	T1pks-Nrps	90707 4	96592 2	Glycopeptidolipid_biosynthetic_gene_cluster (20% of genes show similarity)	BGC000036 5_c1	1	CYP1110B1
Cluster 6	T2pks	20100 31	20512 87	-	-	1	CYP153A
Cluster 7	Nrps	21013 16	21543 54	Nocobactin_NA_biosynthetic_gene_cluster (75% of genes show similarity)	BGC000102 7_c1		

Cluster 8	Ectoine-T1pks-Nrps	22100 79	23319 23	Ectoine_biosynthetic_gene_cluster (100% of genes show similarity)	BGC000085 3_c1		
Cluster 9	Ectoine	26248 26	26350 80	Clavulanic_acid_biosynthetic_gene_cluster (8% of genes show similarity)	BGC000084 5_c1		
Cluster 10	Other	29965 95	30437 42	-	-		
Cluster 11	Bacteriocin	30707 67	30816 63	-	-		
Cluster 12	T1pks	31675 91	32138 72	Glycopeptidolipid_biosynthetic_gene_cluster (16% of genes show similarity)	BGC000036 5_c1		
Cluster 13	Nrps	33350 32	33827 05	-	-	1	CYP1128A
Cluster 14	Other	33973 63	34408 54	Thiolactomycin_biosynthetic_gene_cluster (100% of genes show similarity)	BGC000135 3_c2		
Cluster 15	T1pks	35979 15	36408 93	RK-682_biosynthetic_gene_cluster (36% of genes show similarity)	BGC000014 0_c1		
Cluster 16	Nrps	41277 41	41768 42	Glycopeptidolipid_biosynthetic_gene_cluster (94% of genes show similarity)	BGC000036 4_c1		
Cluster 17	Bacteriocin	47089 19	47197 16	-	-		
Cluster 18	Nrps	47262 00	48447 41	Glycopeptidolipid_biosynthetic_gene_cluster (52% of genes show similarity)	BGC000036 3_c1	1	CYP135B
<i>Mycobacterium abscessus VO6705</i>							
Cluster 1	Nrps	14403 5	24494 7	Glycopeptidolipid_biosynthetic_gene_cluster (52% of genes show similarity)	BGC000036 3_c1	1	CYP135B
Cluster 2	Bacteriocin	26925 0	28004 7	-	-		
Cluster 3	Nrps	77036 8	82721 1	Glycopeptidolipid_biosynthetic_gene_cluster (94% of genes show similarity)	BGC000036 4_c1		
Cluster 4	Other	14831 84	15266 75	Thiolactomycin_biosynthetic_gene_cluster (100% of genes show similarity)	BGC000135 3_c2		
Cluster 5	Nrps	15488 00	15964 73	-	-	1	CYP1128A
Cluster 6	T1pks	17266 16	17728 97	Glycopeptidolipid_biosynthetic_gene_cluster (13% of genes show similarity)	BGC000036 5_c1		
Cluster 7	Bacteriocin	18586 14	18695 10	-	-		
Cluster 8	Other	18982 70	19417 94	-	-		
Cluster 9	Ectoine	23152 60	23255 14	-	-		
Cluster 10	T1pks-Ectoine-Nrps	26231 15	27229 33	Ectoine_biosynthetic_gene_cluster (100% of genes show similarity)	BGC000085 3_c1		
Cluster 11	T2pks-Nrps	27836 26	28668 13	Nocobactin_NA_biosynthetic_gene_cluster (75% of genes show similarity)	BGC000102 7_c1		
Cluster 12	T1pks-Nrps	38017 27	38605 75	Glycopeptidolipid_biosynthetic_gene_cluster (20% of genes show similarity)	BGC000036 5_c1		
Cluster 13	Bacteriocin	39975 91	40083 88	Pactamycin_biosynthetic_gene_cluster (3% of genes show similarity)	BGC000011 9_c1		
Cluster 14	Other	41722 47	42162 75	-	-		
Cluster 15	T1pks	44782 52	45236 42	-	-		
<i>Mycobacterium avium 104</i>							
Cluster 1	T1pks	19098 8	23636 3	-	-		
Cluster 2	Bacteriocin	70790 9	71870 6	-	-		
Cluster 3	T3pks-T1pks	12070 60	12934 96	Kanamycin_biosynthetic_gene_cluster (2% of genes show similarity)	BGC000070 3_c1		
Cluster 4	T1pks-Nrps	17181 45	17775 94	Glycopeptidolipid_biosynthetic_gene_cluster (26% of genes show similarity)	BGC000036 5_c1		
Cluster 5	Nrps	19664 29	20331 94	Mycobactin_biosynthetic_gene_cluster (80% of genes show similarity)	BGC000102 1_c1	1	CYP187A

Cluster 6	T1pks	23635 95	24098 91	-	-	1	CYP150A
Cluster 7	T1pks	24540 65	25065 80	Herbimycin_biosynthetic_gene_cluster (10% of genes show similarity)	BGC000007 4_c1	1	CYP105N SF1
Cluster 8	Nrps	30736 35	31449 00	-	-		
Cluster 9	T3pks- T1pks	31533 60	32115 90	Streptomycin_biosynthetic_gene_cluster (14% of genes show similarity)	BGC000071 7_c1	1	CYP139A
Cluster 10	Nrps	32990 15	34029 18	Glycopeptidolipid_biosynthetic_gene_cluster (69% of genes show similarity)	BGC000036 2_c1		
Cluster 11	Other	35996 56	36431 77	-	-		
Cluster 12	Terpene	40071 33	40280 83	Isorenieratene_biosynthetic_gene_cluster (71% of genes show similarity)	BGC000066 4_c1		
Cluster 13	Other	42244 04	42676 55	Glycopeptidolipid_biosynthetic_gene_cluster (7% of genes show similarity)	BGC000036 2_c1		
Cluster 14	Nrps	49958 61	50461 39	-	-		
<i>Mycobacterium avium</i> subsp. <i>paratuberculosis</i> K10							
Cluster 1	T1pks	20851 8	25384 2	-	-		
Cluster 2	Bacteriocin	64847 0	65926 7	-	-		
Cluster 3	Other	10647 78	11082 99	-	-		
Cluster 4	Nrps	12892 41	13413 24	Glycopeptidolipid_biosynthetic_gene_cluster (35% of genes show similarity)	BGC000036 2_c1		
Cluster 5	T3pks- T1pks	14521 54	15041 79	Streptomycin_biosynthetic_gene_cluster (14% of genes show similarity)	BGC000071 7_c1	1	CYP139A
Cluster 6	Nrps	15123 73	15715 27	Telomycin_biosynthetic_gene_cluster (8% of genes show similarity)	BGC000140 6_c1		
Cluster 7	Nrps	18340 59	18885 14	-	-		
Cluster 8	T1pks	19398 01	19923 13	Herbimycin_biosynthetic_gene_cluster (10% of genes show similarity)	BGC000007 4_c1	1	CYP105N SF1
Cluster 9	T1pks- Nrps	20244 96	20839 65	Glycopeptidolipid_biosynthetic_gene_cluster (13% of genes show similarity)	BGC000036 5_c1	1	CYP150A
Cluster 10	Nrps	23820 34	24511 69	Mycobactin_biosynthetic_gene_cluster (100% of genes show similarity)	BGC000102 1_c1	1	CYP1034A
Cluster 11	T1pks- Nrps	24596 56	25191 01	Glycopeptidolipid_biosynthetic_gene_cluster (26% of genes show similarity)	BGC000036 5_c1		
Cluster 12	T1pks	29134 53	29557 44	Marinacarboline_biosynthetic_gene_cluster (23% of genes show similarity)	BGC000113 7_c1		
Cluster 13	T3pks	29558 77	29969 26	Alkylresorcinol_biosynthetic_gene_cluster (100% of genes show similarity)	BGC000028 2_c1	1	CYP187A
Cluster 14	Terpene	34074 99	34282 30	Isorenieratene_biosynthetic_gene_cluster (71% of genes show similarity)	BGC000066 4_c1		
Cluster 15	Other	36241 43	36674 90	-	-		
Cluster 16	T1pks- Nrps	41115 30	42288 43	Glycopeptidolipid_biosynthetic_gene_cluster (26% of genes show similarity)	BGC000036 5_c1		
<i>Mycobacterium avium</i> subsp. <i>paratuberculosis</i> MAP4							
Cluster 1	Nrps	1	99437	Glycopeptidolipid_biosynthetic_gene_cluster (15% of genes show similarity)	BGC000036 2_c1		
Cluster 2	Other	54357 2	58682 3	-	-		
Cluster 3	Terpene	78273 4	80368 4	Isorenieratene_biosynthetic_gene_cluster (71% of genes show similarity)	BGC000066 4_c1		
Cluster 4	T3pks	12136 04	12546 53	Alkylresorcinol_biosynthetic_gene_cluster (100% of genes show similarity)	BGC000028 2_c1	1	CYP187A
Cluster 5	T1pks	12547 80	12970 71	Marinacarboline_biosynthetic_gene_cluster (23% of genes show similarity)	BGC000113 7_c1		
Cluster 6	T1pks- Nrps	16914 52	17508 97	Glycopeptidolipid_biosynthetic_gene_cluster (26% of genes show similarity)	BGC000036 5_c1		

Cluster 7	Nrps	17579 72	18271 07	Mycobactin_biosynthetic_gene_cluster (100% of genes show similarity)	BGC000102 1_c1	1	CYP1034A
Cluster 8	T1pks-Nrps	21252 98	21805 94	Glycopeptidolipid_biosynthetic_gene_cluster (15% of genes show similarity)	BGC000036 3_c1	1	CYP150A
Cluster 9	T1pks	22169 49	22694 61	Herbimycin_biosynthetic_gene_cluster (10% of genes show similarity)	BGC000007 4_c1	1	CYP105N SF1
Cluster 10	Nrps	23207 47	23752 01	-	-		
Cluster 11	Nrps	26377 17	26968 71	Telomycin_biosynthetic_gene_cluster (8% of genes show similarity)	BGC000140 6_c1		
Cluster 12	T3pks-T1pks	27050 65	27570 90	Streptomycin_biosynthetic_gene_cluster (14% of genes show similarity)	BGC000071 7_c1	1	CYP139A
Cluster 13	Nrps	28464 85	29199 99	Glycopeptidolipid_biosynthetic_gene_cluster (35% of genes show similarity)	BGC000036 2_c1		
Cluster 14	Other	31009 42	31444 63	-	-		
Cluster 15	Bacteriocin	35499 53	35607 50	-	-		
Cluster 16	T1pks	39553 83	40007 58	-	-		
Cluster 17	T1pks	41822 04	42285 00	Glycopeptidolipid_biosynthetic_gene_cluster (15% of genes show similarity)	BGC000036 2_c1	1	CYP144A
				<i>Mycobacterium intracellulare</i> ATCC 13950			
Cluster 1	T1pks	20565 1	25097 2	-	-		
Cluster 2	Bacteriocin	63532 0	64611 7	-	-		
Cluster 3	Nrps	11073 58	11506 45	Glycopeptidolipid_biosynthetic_gene_cluster (15% of genes show similarity)	BGC000036 2_c1		
Cluster 4	T3pks	11644 39	12054 61	Alkylresorcinol_biosynthetic_gene_cluster (100% of genes show similarity)	BGC000028 2_c1	1	CYP187A
Cluster 5	T1pks	12055 76	12519 38	Marinacarboline_biosynthetic_gene_cluster (23% of genes show similarity)	BGC000113 7_c1		
Cluster 6	T1pks-Nrps	18739 47	19327 79	Glycopeptidolipid_biosynthetic_gene_cluster (23% of genes show similarity)	BGC000036 5_c1		
Cluster 7	Nrps	20386 53	21117 36	Mycobactin_biosynthetic_gene_cluster (80% of genes show similarity)	BGC000102 1_c1		
Cluster 8	T1pks-Nrps	24379 34	25037 61	Glycopeptidolipid_biosynthetic_gene_cluster (6% of genes show similarity)	BGC000036 5_c1	1	CYP150A
Cluster 9	T1pks	25393 88	25919 24	FD-891_biosynthetic_gene_cluster (50% of genes show similarity)	BGC000005 8_c1	2	CYP279A; CYP105U
Cluster 10	Nrps	29967 15	30679 65	-	-		
Cluster 11	T3pks-T1pks	30820 75	31403 57	Streptomycin_biosynthetic_gene_cluster (14% of genes show similarity)	BGC000071 7_c1		
Cluster 12	Nrps	32312 90	33361 83	Glycopeptidolipid_biosynthetic_gene_cluster (33% of genes show similarity)	BGC000036 2_c1		
Cluster 13	Nrps	33472 22	33975 02	Glycopeptidolipid_biosynthetic_gene_cluster (25% of genes show similarity)	BGC000036 2_c1		
Cluster 14	Other	35358 08	35793 32	-	-		
Cluster 15	Terpene	39401 14	39610 67	Isorenieratene_biosynthetic_gene_cluster (71% of genes show similarity)	BGC000066 4_c1		
Cluster 16	Other	41610 97	42043 45	-	-	1	CYP1122A 1
Cluster 17	Other	47028 33	47463 99	Heme_D1_biosynthetic_gene_cluster (11% of genes show similarity)	BGC000090 5_c1		
Cluster 18	Nrps	49971 33	50473 99	-	-		
Cluster 19	Other	52345 52	52780 40	-	-		
				<i>Mycobacterium intracellulare</i> MOTT-02			
Cluster 1	T1pks	20227 6	24759 7	-	-		

Cluster 2	Bacteriocin	631683	642480	-	-		
Cluster 3	Nrps	1104554	1147841	Glycopeptidolipid_biosynthetic_gene_cluster (15% of genes show similarity)	BGC0000362_c1		
Cluster 4	T3pks	1165970	1207088	Alkylresorcinol_biosynthetic_gene_cluster (100% of genes show similarity)	BGC0000282_c1	2	CYP187A; CYP150A
Cluster 5	T1pks	1207102	1253464	Marinacarboline_biosynthetic_gene_cluster (23% of genes show similarity)	BGC0001137_c1		
Cluster 6	T1pks-Nrps	1839531	1898363	Glycopeptidolipid_biosynthetic_gene_cluster (23% of genes show similarity)	BGC0000365_c1		
Cluster 7	Nrps	2015556	2088616	Mycobactin_biosynthetic_gene_cluster (80% of genes show similarity)	BGC0001021_c1		
Cluster 8	T1pks-Nrps	2442610	2508437	Glycopeptidolipid_biosynthetic_gene_cluster (6% of genes show similarity)	BGC0000365_c1	1	CYP150A
Cluster 9	T1pks	2544113	2596649	FD-891_biosynthetic_gene_cluster (50% of genes show similarity)	BGC0000058_c1	2	CYP279A; CYP105U
Cluster 10	Nrps	3004717	3075967	-	-		
Cluster 11	T3pks-T1pks	3086027	3144309	Streptomycin_biosynthetic_gene_cluster (14% of genes show similarity)	BGC0000717_c1		
Cluster 12	Nrps	3235279	3340169	Glycopeptidolipid_biosynthetic_gene_cluster (33% of genes show similarity)	BGC0000362_c1		
Cluster 13	Nrps	3351211	3401491	Glycopeptidolipid_biosynthetic_gene_cluster (25% of genes show similarity)	BGC0000362_c1		
Cluster 14	Other	3539706	3583230	-	-		
Cluster 15	Terpene	3933994	3954947	Isorenieratene_biosynthetic_gene_cluster (71% of genes show similarity)	BGC0000664_c1		
Cluster 16	Other	4160267	4203515	-	-		
Cluster 17	Other	4727192	4770758	Heme_D1_biosynthetic_gene_cluster (11% of genes show similarity)	BGC0000905_c1	1	CYP1128A
Cluster 18	Nrps	5004974	5055243	-	-		
Cluster 19	Other	5242614	5286102	-	-		
<i>Mycobacterium intracellulare</i> MOTT-64							
Cluster 1	T1pks	204915	250227	-	-		
Cluster 2	Bacteriocin	632658	643455	-	-		
Cluster 3	T3pks-T1pks	1130404	1217633	Kanamycin_biosynthetic_gene_cluster (2% of genes show similarity)	BGC0000703_c1	1	CYP187A
Cluster 4	T1pks-Nrps	1775427	1834259	Glycopeptidolipid_biosynthetic_gene_cluster (23% of genes show similarity)	BGC0000365_c1		
Cluster 5	Nrps	1931020	2004097	Mycobactin_biosynthetic_gene_cluster (80% of genes show similarity)	BGC0001021_c1		
Cluster 6	T1pks	2329063	2375413	Glycopeptidolipid_biosynthetic_gene_cluster (6% of genes show similarity)	BGC0000365_c1	1	CYP150A
Cluster 7	T1pks	2411044	2463577	Geldanamycin_biosynthetic_gene_cluster (13% of genes show similarity)	BGC0000066_c1	2	CYP279A; CYP105U
Cluster 8	Nrps	2868444	2939694	-	-		
Cluster 9	T3pks-T1pks	2948713	3006995	Streptomycin_biosynthetic_gene_cluster (14% of genes show similarity)	BGC0000717_c1		
Cluster 10	Nrps	3144860	3202786	Glycopeptidolipid_biosynthetic_gene_cluster (46% of genes show similarity)	BGC0000362_c1		
Cluster 11	Other	3371314	3414838	-	-		
Cluster 12	Terpene	3763092	3784045	Isorenieratene_biosynthetic_gene_cluster (57% of genes show similarity)	BGC0000664_c1		
Cluster 13	Other	3975840	4019088	-	-		
Cluster 14	Other	4511862	4555428	Heme_D1_biosynthetic_gene_cluster (11% of genes show similarity)	BGC0000905_c1		

Cluster 15	Nrps	47807 24	48309 77	-	-		
Cluster 16	Other	50171 37	50607 03	-	-		
				<i>Mycobacterium intracellulare</i> MOTT-36Y			
Cluster 1	T1pks	19999 2	24530 4	-	-		
Cluster 2	Bacteriocin	62962 5	64042 2	-	-		
Cluster 3	Nrps	11050 73	11483 54	Glycopeptidolipid_biosynthetic_gene_cluster (15% of genes show similarity)	BGC000036 2_c1		
Cluster 4	T3pks	11641 96	12053 14	Alkylresorcinol_biosynthetic_gene_cluster (100% of genes show similarity)	BGC000028 2_c1	1	CYP187A
Cluster 5	T1pks	12053 22	12517 08	Marinacarboline_biosynthetic_gene_cluster (23% of genes show similarity)	BGC000113 7_c1		
Cluster 6	T1pks-Nrps	16128 29	16716 61	Glycopeptidolipid_biosynthetic_gene_cluster (23% of genes show similarity)	BGC000036 5_c1		
Cluster 7	Nrps	19696 91	20407 39	Mycobactin_biosynthetic_gene_cluster (80% of genes show similarity)	BGC000102 1_c1		
Cluster 8	T1pks-Nrps	24501 71	25162 32	Griseoviridin_/viridogrisein_biosynthetic_gene_cluster (5% of genes show similarity)	BGC000045 9_c1	1	CYP150A
Cluster 9	T1pks	25545 83	26071 28	FD-891_biosynthetic_gene_cluster (50% of genes show similarity)	BGC000005 8_c1	2	CYP279A; CYP105U
Cluster 10	Nrps	30265 59	30977 19	-	-		
Cluster 11	Nrps	31203 72	31699 78	Nocobactin_NA_biosynthetic_gene_cluster (62% of genes show similarity)	BGC000102 7_c1		
Cluster 12	T3pks-T1pks	31949 41	32532 23	Streptomycin_biosynthetic_gene_cluster (14% of genes show similarity)	BGC000071 7_c1		
Cluster 13	Nrps	33411 26	34459 65	Glycopeptidolipid_biosynthetic_gene_cluster (30% of genes show similarity)	BGC000036 2_c1		
Cluster 14	Nrps	34541 94	35044 74	Glycopeptidolipid_biosynthetic_gene_cluster (25% of genes show similarity)	BGC000036 2_c1		
Cluster 15	Other	36863 59	37298 83	-	-		
Cluster 16	Terpene	40952 04	41161 57	Isorenieratene_biosynthetic_gene_cluster (71% of genes show similarity)	BGC000066 4_c1		
Cluster 17	Other	43178 79	43611 27	-	-		
Cluster 18	Other	49285 67	49721 33	Heme_D1_biosynthetic_gene_cluster (11% of genes show similarity)	BGC000090 5_c1		
Cluster 19	Nrps	51995 28	52497 84	-	-		
Cluster 20	Other	54374 12	54809 00	-	-		
				<i>Mycobacterium indicus pranii</i> MTCC 9506			
Cluster 1	T1pks	38160 6	42691 8	-	-		
Cluster 2	Bacteriocin	81092 7	82172 4	-	-		
Cluster 3	Nrps	12672 09	13104 96	Glycopeptidolipid_biosynthetic_gene_cluster (15% of genes show similarity)	BGC000036 2_c1		
Cluster 4	T3pks	13286 32	13697 50	Alkylresorcinol_biosynthetic_gene_cluster (100% of genes show similarity)	BGC000028 2_c1	1	CYP1123A 1
Cluster 5	T1pks	13713 70	14177 32	Marinacarboline_biosynthetic_gene_cluster (23% of genes show similarity)	BGC000113 7_c1		
Cluster 6	T1pks-Nrps	18381 80	18970 14	Glycopeptidolipid_biosynthetic_gene_cluster (23% of genes show similarity)	BGC000036 5_c1		
Cluster 7	Nrps	20134 24	20864 99	Mycobactin_biosynthetic_gene_cluster (80% of genes show similarity)	BGC000102 1_c1		
Cluster 8	T1pks-Nrps	23782 78	24443 51	Glycopeptidolipid_biosynthetic_gene_cluster (6% of genes show similarity)	BGC000036 5_c1		
Cluster 9	T1pks	24798 50	25323 86	FD-891_biosynthetic_gene_cluster (50% of genes show similarity)	BGC000005 8_c1		

Cluster 10	Nrps	29648 07	30360 45	-	-	1	CYP126N SF1
Cluster 11	Nrps	30965 21	31461 18	Nocobactin_NA_biosynthetic_gene_cluster (62% of genes show similarity)	BGC000102 7_c1		
Cluster 12	T3pks- T1pks	31778 08	32360 93	Streptomycin_biosynthetic_gene_cluster (14% of genes show similarity)	BGC000071 7_c1		
Cluster 13	Nrps	33309 16	34357 46	Glycopeptidolipid_biosynthetic_gene_cluster (33% of genes show similarity)	BGC000036 2_c1		
Cluster 14	Nrps	34450 34	34953 14	Glycopeptidolipid_biosynthetic_gene_cluster (25% of genes show similarity)	BGC000036 2_c1		
Cluster 15	Other	36736 17	37171 41	-	-		
Cluster 16	Terpene	40898 67	41108 20	Isorenieratene_biosynthetic_gene_cluster (71% of genes show similarity)	BGC000066 4_c1		
Cluster 17	Other	43160 39	43592 87	-	-		
Cluster 18	Other	49133 74	49569 40	Heme_D1_biosynthetic_gene_cluster (11% of genes show similarity)	BGC000090 5_c1		
Cluster 19	Nrps	51822 02	52324 71	-	-		
Cluster 20	Other	54233 81	54668 69	-	-		
<i>Mycobacterium leprae</i> Br4923							
Cluster 1	T1pks	10654 5	15189 9	-	-		
Cluster 2	T1pks	16005 4	22059 8	Meridamycin_biosynthetic_gene_cluster (15% of genes show similarity)	BGC000101 1_c1		
Cluster 3	Other	56439 0	60795 6	-	-		
Cluster 4	T1pks- Nrps	14343 24	14893 39	Glycopeptidolipid_biosynthetic_gene_cluster (13% of genes show similarity)	BGC000036 5_c1		
Cluster 5	T1pks	27748 26	28416 07	Glycopeptidolipid_biosynthetic_gene_cluster (13% of genes show similarity)	BGC000036 5_c1		
<i>Mycobacterium leprae</i> TN							
Cluster 1	T1pks	10651 8	15187 2	-	-		
Cluster 2	T1pks	16002 7	22057 1	Meridamycin_biosynthetic_gene_cluster (15% of genes show similarity)	BGC000101 1_c1		
Cluster 3	Other	56438 1	60794 7	-	-		
Cluster 4	T1pks- Nrps	14342 99	14893 14	Glycopeptidolipid_biosynthetic_gene_cluster (13% of genes show similarity)	BGC000036 5_c1		
Cluster 5	T1pks	27749 28	28417 09	Glycopeptidolipid_biosynthetic_gene_cluster (13% of genes show similarity)	BGC000036 5_c1		
<i>Mycobacterium</i> sp. JDM601							
Cluster 1	T1pks- Nrps	32101 4	37978 4	Glycopeptidolipid_biosynthetic_gene_cluster (30% of genes show similarity)	BGC000036 5_c1		
Cluster 2	Nrps	74461 7	78774 4	-	-		
Cluster 3	T3pks	84676 4	88783 1	Alkylresorcinol_biosynthetic_gene_cluster (100% of genes show similarity)	BGC000028 2_c1		
Cluster 4	T1pks- Nrps	96334 9	10548 85	Glycopeptidolipid_biosynthetic_gene_cluster (16% of genes show similarity)	BGC000036 5_c1		
Cluster 5	Bacteriocin	11540 86	11648 83	-	-		
Cluster 6	Bacteriocin	12024 27	12133 02	-	-		
Cluster 7	Other	24381 76	24807 58	-	-		
Cluster 8	Other	27521 65	27992 98	-	-		
Cluster 9	T1pks- Nrps	29555 31	30050 17	Glycopeptidolipid_biosynthetic_gene_cluster (16% of genes show similarity)	BGC000036 5_c1	1	CYP135B
Cluster 10	Nrps	30915 66	31608 17	Glycopeptidolipid_biosynthetic_gene_cluster (52% of genes show similarity)	BGC000036 3_c1		

Cluster 11	Ectoine	36812 98	36916 90	Ectoine_biosynthetic_gene_cluster (75% of genes show similarity)	BGC000085 3_c1		
Cluster 12	T1pks-Nrps	39895 73	40573 45	Mycobactin_biosynthetic_gene_cluster (90% of genes show similarity)	BGC000102 1_c1		
Cluster 13	Other	41924 88	42367 17	-	-		
Cluster 14	Other	56264 27	56703 59	-	-		
Cluster 15	Otherks	57368 04	57778 20	-	-		
Cluster 16	T1pks	59711 86	60166 12	-	-		
<i>Mycobacterium liflandi</i> 128FXT							
Cluster 19	Nrps	53996	11306 9	-	-		
Cluster 2	Lantipeptide	10286 70	10519 60	Prodigiosin_biosynthetic_gene_cluster (12% of genes show similarity)	BGC000025 7_c1		
Cluster 3	T1pks-Nrps	20253 42	21189 39	Glycopeptidolipid_biosynthetic_gene_cluster (6% of genes show similarity)	BGC000036 5_c1		
Cluster 4	Other	21917 90	22345 79	Herboxidiene_biosynthetic_gene_cluster (8% of genes show similarity)	BGC000106 5_c1		
Cluster 5	Nrps	25197 02	25751 29	-	-	1	CYP143A3
Cluster 6	Nrps	26981 86	27427 00	-	-	2	CYP140A5 ; CYP125A6
Cluster 7	T1pks	29756 58	30282 21	Reveromycin_biosynthetic_gene_cluster (15% of genes show similarity)	BGC000013 5_c1		
Cluster 8	Other	30886 21	31321 63	-	-	1	CYP147G
Cluster 9	T3pks	31744 71	32156 52	BE-7585A_biosynthetic_gene_cluster (16% of genes show similarity)	BGC000020 3_c1		
Cluster 10	Other	32372 40	32807 64	-	-		
Cluster 11	Nrps	32933 49	33485 06	Calcium-dependent_antibiotic_biosynthetic_gene_cluster (12% of genes show similarity)	BGC000031 5_c1		
Cluster 12	T3pks-T1pks	33627 86	34210 21	Streptomycin_biosynthetic_gene_cluster (8% of genes show similarity)	BGC000071 7_c1	1	CYP139A3
Cluster 13	T1pks-Nrps	35133 52	35915 69	-	-		
Cluster 14	Terpene	37321 04	37531 20	Merchlorin_biosynthetic_gene_cluster (9% of genes show similarity)	BGC000108 3_c1		
Cluster 15	Nrps	42475 97	43101 81	Nocobactin_NA_biosynthetic_gene_cluster (87% of genes show similarity)	BGC000102 7_c1		
Cluster 16	T3pks	48943 95	49355 58	Alkylresorcinol_biosynthetic_gene_cluster (100% of genes show similarity)	BGC000028 2_c1		
Cluster 17	Terpene	54489 89	54699 48	Carotenoid_biosynthetic_gene_cluster (18% of genes show similarity)	BGC000063 3_c1		
Cluster 18	Bacteriocin	55449 46	55557 52	-	-		
Cluster 19	Other	59712 53	60151 79	-	-		
Cluster 20	T1pks	60468 54	60922 11	-	-		
<i>Mycobacterium ulcerans</i> Agy99							
Cluster 1	Terpene	37647 0	39742 9	Carotenoid_biosynthetic_gene_cluster (14% of genes show similarity)	BGC000063 6_c1		
Cluster 2	Bacteriocin	41343 6	42424 2	-	-		
Cluster 3	Nrps	16337 25	16752 33	-	-		
Cluster 4	T3pks-T1pks	17978 61	18421 69	Streptomycin_biosynthetic_gene_cluster (6% of genes show similarity)	BGC000071 7_c1		
Cluster 5	Other	18787 64	19222 88	Glycopeptidolipid_biosynthetic_gene_cluster (10% of genes show similarity)	BGC000036 3_c1		
Cluster 6	T3pks	19420 27	19832 08	BE-7585A_biosynthetic_gene_cluster (16% of genes show similarity)	BGC000020 3_c1		

Cluster 7	T1pks-Nrps	21942 58	22865 09	Glycopeptidolipid_biosynthetic_gene_cluster (6% of genes show similarity)	BGC000036 5_c1		
Cluster 8	T1pks	25012 88	25538 63	Reveromycin_biosynthetic_gene_cluster (15% of genes show similarity)	BGC000013 5_c1		
Cluster 9	Nrps	29207 75	29702 09	Sch47554_/Sch47555_biosynthetic_gene_cluster (3% of genes show similarity)	BGC000026 8_c1		
Cluster 10	Nrps	40096 86	40722 49	Nocobactin_NA_biosynthetic_gene_cluster (87% of genes show similarity)	BGC000102 7_c1		
Cluster 11	Other	48135 56	48574 82	-	-		
Cluster 12	T1pks	55055 68	55509 19	-	-		
<i>Mycobacterium marinum</i>							
Cluster 1	T1pks-Nrps	61110	14223 0	Borrelidin_biosynthetic_gene_cluster (13% of genes show similarity)	BGC000003 1_c1		
Cluster 2	Amglyccycl	62280 6	64401 1	Acarbose_biosynthetic_gene_cluster (7% of genes show similarity)	BGC000069 1_c1		
Cluster 3	T1pks	77075 7	81801 3	Divergolide_biosynthetic_gene_cluster (17% of genes show similarity)	BGC000111 9_c1		
Cluster 4	Nrps	93730 9	10035 09	Yatakemycin_biosynthetic_gene_cluster (6% of genes show similarity)	BGC000046 6_c1	1	CYP185A4
Cluster 5	Lantipeptide	10483 97	10778 03	Prodigiosin_biosynthetic_gene_cluster (12% of genes show similarity)	BGC000025 7_c1		
Cluster 6	T1pks-Nrps	13159 64	13965 52	Meridamycin_biosynthetic_gene_cluster (5% of genes show similarity)	BGC000101 1_c1		
Cluster 7	Nrps	14470 40	14965 13	Sch47554_/Sch47555_biosynthetic_gene_cluster (3% of genes show similarity)	BGC000026 8_c1		
Cluster 8	T1pks-Nrps	19766 32	20691 38	Maklamicin_biosynthetic_gene_cluster (15% of genes show similarity)	BGC000128 8_c1		
Cluster 9	Other	21452 25	21882 81	Herboxidiene_biosynthetic_gene_cluster (10% of genes show similarity)	BGC000106 5_c1		
Cluster 10	Other	24144 73	24579 97	-	-		
Cluster 11	T3pks	24796 48	25208 29	BE-7585A_biosynthetic_gene_cluster (16% of genes show similarity)	BGC000020 3_c1		
Cluster 12	T1pks-Nrps	26536 22	27253 53	Glycopeptidolipid_biosynthetic_gene_cluster (16% of genes show similarity)	BGC000036 5_c1		
Cluster 13	T3pks-T1pks	28349 48	28931 81	Streptomycin_biosynthetic_gene_cluster (8% of genes show similarity)	BGC000071 7_c1	1	CYP139A3
Cluster 14	Nrps	29098 98	29583 15	Calcium-dependent_antibiotic_biosynthetic_gene_cluster (12% of genes show similarity)	BGC000031 5_c1		
Cluster 15	Nrps	30394 81	30943 47	-	-	1	CYP143A3
Cluster 16	Nrps	32125 98	32570 64	-	-	2	CYP140A5 ; CYP125A6
Cluster 17	Other	33866 07	34301 49	-	-	1	CYP147G1
Cluster 18	T1pks	34908 98	35434 61	Reveromycin_biosynthetic_gene_cluster (15% of genes show similarity)	BGC000013 5_c1		
Cluster 19	T1pks-Nrps	35863 00	36565 15	FD-891_biosynthetic_gene_cluster (62% of genes show similarity)	BGC000005 8_c1		
Cluster 20	Nrps	36742 28	37348 79	Glycopeptidolipid_biosynthetic_gene_cluster (21% of genes show similarity)	BGC000036 4_c1		
Cluster 21	Terpene	37504 19	37714 35	Merochlorin_biosynthetic_gene_cluster (9% of genes show similarity)	BGC000108 3_c1		
Cluster 22	Nrps	37994 89	38887 79	Glycopeptidolipid_biosynthetic_gene_cluster (12% of genes show similarity)	BGC000036 2_c1		
Cluster 23	Nrps	42722 19	43217 43	Salinomycin_biosynthetic_gene_cluster (6% of genes show similarity)	BGC000014 4_c1		
Cluster 24	Nrps	43435 00	44060 63	Nocobactin_NA_biosynthetic_gene_cluster (87% of genes show similarity)	BGC000102 7_c1		
Cluster 25	T3pks	49912 65	50323 14	Alkylresorcinol_biosynthetic_gene_cluster (100% of genes show similarity)	BGC000028 2_c1	2	CYP187A; CYP187A
Cluster 26	Terpene	55636 44	55846 03	Carotenoid_biosynthetic_gene_cluster (18% of genes show similarity)	BGC000063 3_c1		
Cluster 27	Bacteriocin	56378 40	56486 46	-	-		

Cluster 28	Other	60602 04	61041 30	-	-	1	CYP164A3
Cluster 29	T1pks	61665 68	62119 16	-	-		
<i>Mycobacterium massiliense</i>							
Cluster 1	T1pks	18647 8	23181 4	-	-		
Cluster 2	Bacteriocin	61824 1	62903 8	-	-		
Cluster 3	Nrps	10764 77	11197 58	Glycopeptidolipid_biosynthetic_gene_cluster (15% of genes show similarity)	BGC000036 2_c1		
Cluster 4	T3pks	11319 90	11730 72	Alkylresorcinol_biosynthetic_gene_cluster (100% of genes show similarity)	BGC000028 2_c1	1	CYP187A
Cluster 5	T1pks	11741 22	12204 60	Marinacarboline_biosynthetic_gene_cluster (23% of genes show similarity)	BGC000113 7_c1		
Cluster 6	T1pks-Nrps	15958 44	16546 71	Glycopeptidolipid_biosynthetic_gene_cluster (23% of genes show similarity)	BGC000036 5_c1		
Cluster 7	Nrps	17749 29	18495 14	Mycobactin_biosynthetic_gene_cluster (80% of genes show similarity)	BGC000102 1_c1		
Cluster 8	T1pks-Nrps	22357 96	23019 00	Glycopeptidolipid_biosynthetic_gene_cluster (6% of genes show similarity)	BGC000036 5_c1	1	CYP150A
Cluster 9	T1pks	23399 88	23925 39	FD-891_biosynthetic_gene_cluster (50% of genes show similarity)	BGC000005 8_c1	3	CYP279A; CYP279A; CYP105U
Cluster 10	Other	26865 40	27300 67	-	-	2	CYP105Q; CYP189A
Cluster 11	Nrps	27796 13	28509 47	-	-		
Cluster 12	T3pks-T1pks	28757 90	29340 84	Streptomycin_biosynthetic_gene_cluster (14% of genes show similarity)	BGC000071 7_c1		
Cluster 13	Nrps	30449 16	31282 06	Glycopeptidolipid_biosynthetic_gene_cluster (33% of genes show similarity)	BGC000036 2_c1		
Cluster 14	Other	33586 69	34021 81	-	-		
Cluster 15	Terpene	37929 21	38138 74	Isorenieratene_biosynthetic_gene_cluster (71% of genes show similarity)	BGC000066 4_c1		
Cluster 16	Nrps	40144 08	40764 95	Borrelidin_biosynthetic_gene_cluster (4% of genes show similarity)	BGC000003 1_c1		
Cluster 17	Nrps	41313 50	41828 30	Galbonolides_biosynthetic_gene_cluster (6% of genes show similarity)	BGC000006 5_c1		
Cluster 18	Nrps	48391 48	48926 09	-	-		
Cluster 19	Other	50837 91	51272 79	Glycopeptidolipid_biosynthetic_gene_cluster (15% of genes show similarity)	BGC000036 4_c1		
<i>Mycobacterium kansasii</i> ATCC 12478							
Cluster 1	Other	14411 3	18764 9	Glycopeptidolipid_biosynthetic_gene_cluster (12% of genes show similarity)	BGC000036 2_c1		
Cluster 2	Nrps	20009 4	24502 5	-	-		
Cluster 3	Bacteriocin	26926 5	28012 5	-	-		
Cluster 4	Nrps	76923 0	82733 6	Glycopeptidolipid_biosynthetic_gene_cluster (94% of genes show similarity)	BGC000036 4_c1		
Cluster 5	Other	14833 55	15268 46	Thiolactomycin_biosynthetic_gene_cluster (100% of genes show similarity)	BGC000135 3_c2		
Cluster 6	Nrps	15489 71	15966 44	-	-	1	CYP1128A
Cluster 7	T1pks	17268 26	17730 68	Glycopeptidolipid_biosynthetic_gene_cluster (13% of genes show similarity)	BGC000036 5_c1		
Cluster 8	Bacteriocin	18587 83	18696 79	-	-		
Cluster 9	Other	18984 39	19419 63	-	-		
Cluster 10	Ectoine	23154 34	23257 84	-	-		

Cluster 11	T1pks-Ectoine-Nrps	26232 96	27231 15	Ectoine_biosynthetic_gene_cluster (100% of genes show similarity)	BGC000085 3_c1		
Cluster 12	T2pks-Nrps	27838 08	28669 95	Nocobactin_NA_biosynthetic_gene_cluster (75% of genes show similarity)	BGC000102 7_c1		
Cluster 13	T1pks-Nrps	38020 34	38608 82	Glycopeptidolipid_biosynthetic_gene_cluster (20% of genes show similarity)	BGC000036 5_c1		
Cluster 14	Bacteriocin	39981 70	40089 67	Pactamycin_biosynthetic_gene_cluster (3% of genes show similarity)	BGC000011 9_c1		
Cluster 15	Other	41728 26	42168 54	-	-		
Cluster 16	T1pks	44789 46	45243 36	-	-		
<i>Mycobacterium sp. JLS</i>							
Cluster 1	T1pks-Nrps	23690 8	29442 6	Glycopeptidolipid_biosynthetic_gene_cluster (23% of genes show similarity)	BGC000036 5_c1		
Cluster 2	T3pks	11430 68	11841 20	Alkylresorcinol_biosynthetic_gene_cluster (100% of genes show similarity)	BGC000028 2_c1		
Cluster 3	Other	20463 11	20888 03	-	-		
Cluster 4	Other	23878 69	24313 93	-	-		
Cluster 5	T3pks	24599 71	25010 71	Alkylresorcinol_biosynthetic_gene_cluster (66% of genes show similarity)	BGC000028 2_c1		
Cluster 6	T1pks-Nrps	29523 03	30109 07	Maklamicin_biosynthetic_gene_cluster (4% of genes show similarity)	BGC000128 8_c1		
Cluster 7	T1pks-Nrps	32476 57	33041 69	Glycopeptidolipid_biosynthetic_gene_cluster (20% of genes show similarity)	BGC000036 5_c1		
Cluster 8	T1pks-Nrps	36286 09	36965 83	Mycobactin_biosynthetic_gene_cluster (80% of genes show similarity)	BGC000102 1_c1		
Cluster 9	Ectoine	46482 50	46586 48	Ectoine_biosynthetic_gene_cluster (75% of genes show similarity)	BGC000085 3_c1		
Cluster 10	Nrps	50979 15	51515 56	Arsenopolyketides_biosynthetic_gene_cluster (12% of genes show similarity)	BGC000128 3_c1		
Cluster 11	Other	53948 05	54387 40	Phosphonoglycans_biosynthetic_gene_cluster (3% of genes show similarity)	BGC000080 6_c1		
Cluster 12	T1pks	56271 76	56727 01	-	-		
Cluster 13	Terpene	57084 18	57293 68	Isorenieratene_biosynthetic_gene_cluster (71% of genes show similarity)	BGC000066 4_c1		
<i>Mycobacterium sp. KMS</i>							
Cluster 1	T1pks-Nrps	25932 8	31681 9	Glycopeptidolipid_biosynthetic_gene_cluster (23% of genes show similarity)	BGC000036 5_c1		
Cluster 2	T3pks	11395 43	11805 95	Alkylresorcinol_biosynthetic_gene_cluster (100% of genes show similarity)	BGC000028 2_c1		
Cluster 3	Other	21253 89	21678 81	-	-		
Cluster 4	Other	24043 77	24479 01	-	-		
Cluster 5	T3pks	24766 40	25175 60	Alkylresorcinol_biosynthetic_gene_cluster (66% of genes show similarity)	BGC000028 2_c1		
Cluster 6	T1pks-Nrps	29803 04	30394 99	Maklamicin_biosynthetic_gene_cluster (4% of genes show similarity)	BGC000128 8_c1		
Cluster 7	T1pks-Nrps	32926 94	33585 42	Glycopeptidolipid_biosynthetic_gene_cluster (20% of genes show similarity)	BGC000036 5_c1		
Cluster 8	T1pks-Nrps	36830 64	37481 28	Mycobactin_biosynthetic_gene_cluster (80% of genes show similarity)	BGC000102 1_c1		
Cluster 9	Ectoine	44797 78	44901 67	Ectoine_biosynthetic_gene_cluster (75% of genes show similarity)	BGC000085 3_c1		
Cluster 10	Other	50804 00	51243 35	Phosphonoglycans_biosynthetic_gene_cluster (3% of genes show similarity)	BGC000080 6_c1		
Cluster 11	T1pks	53219 14	53674 66	-	-		
Cluster 12	Terpene	54031 54	54241 04	Isorenieratene_biosynthetic_gene_cluster (71% of genes show similarity)	BGC000066 4_c1		
<i>Mycobacterium sp. MCS</i>							

Cluster 1	T1pks-Nrps	25198 8	30947 9	Glycopeptidolipid_biosynthetic_gene_cluster (23% of genes show similarity)	BGC000036 5_c1		
Cluster 2	T3pks	11352 34	11762 86	Alkylresorcinol_biosynthetic_gene_cluster (100% of genes show similarity)	BGC000028 2_c1		
Cluster 3	Other	21064 05	21488 97	-	-		
Cluster 4	Other	23853 93	24289 17	-	-		
Cluster 5	T3pks	24576 56	24985 76	Alkylresorcinol_biosynthetic_gene_cluster (66% of genes show similarity)	BGC000028 2_c1		
Cluster 6	T1pks-Nrps	29624 16	30214 58	Maklamicin_biosynthetic_gene_cluster (4% of genes show similarity)	BGC000128 8_c1		
Cluster 7	T1pks-Nrps	32644 12	33302 60	Glycopeptidolipid_biosynthetic_gene_cluster (20% of genes show similarity)	BGC000036 5_c1		
Cluster 8	T1pks-Nrps	36547 82	37198 46	Mycobactin_biosynthetic_gene_cluster (80% of genes show similarity)	BGC000102 1_c1		
Cluster 9	Ectoine	44511 14	44615 03	Ectoine_biosynthetic_gene_cluster (75% of genes show similarity)	BGC000085 3_c1		
Cluster 10	Other	50427 42	50866 77	Phosphonoglycans_biosynthetic_gene_cluster (3% of genes show similarity)	BGC000080 6_c1		
Cluster 11	T1pks	52842 92	53298 44	-	-		
Cluster 12	Terpene	53655 32	53864 82	Isorenieratene_biosynthetic_gene_cluster (71% of genes show similarity)	BGC000066 4_c1		
<i>Mycobacterium vanbaalenii</i> PYR-1							
Cluster 1	T1pks-Nrps	27345 3	33097 9	Glycopeptidolipid_biosynthetic_gene_cluster (26% of genes show similarity)	BGC000036 5_c1		
Cluster 2	T1pks-Nrps	10074 76	10696 25	Galbonolides_biosynthetic_gene_cluster (6% of genes show similarity)	BGC000006 5_c1		
Cluster 3	T3pks	12557 71	12968 44	Alkylresorcinol_biosynthetic_gene_cluster (100% of genes show similarity)	BGC000028 2_c1		
Cluster 4	Terpene	16626 00	16835 47	Isorenieratene_biosynthetic_gene_cluster (57% of genes show similarity)	BGC000066 4_c1		
Cluster 5	Other	23251 46	23677 34	-	-		
Cluster 6	Other	26965 81	27400 69	-	-		
Cluster 7	Other	28084 26	28523 19	BE-7585A_biosynthetic_gene_cluster (23% of genes show similarity)	BGC000020 3_c1		
Cluster 8	Linaridin	29372 92	29577 92	-	-		
Cluster 9	T1pks-Nrps	32771 19	33444 07	Microsclerodermins_biosynthetic_gene_cluster (18% of genes show similarity)	BGC000101 9_c1	1	CYP138C1
Cluster 10	T1pks-Nrps	40749 03	41415 38	Mycobactin_biosynthetic_gene_cluster (80% of genes show similarity)	BGC000102 1_c1		
Cluster 11	Bacteriocin	54813 16	54921 13	-	-		
Cluster 12	Ectoine	56418 82	56522 74	Ectoine_biosynthetic_gene_cluster (75% of genes show similarity)	BGC000085 3_c1		
Cluster 13	Other	57427 62	57867 18	Phosphonoglycans_biosynthetic_gene_cluster (3% of genes show similarity)	BGC000080 6_c1		
Cluster 14	T1pks	60025 14	60480 36	-	-		
Cluster 15	Terpene	62926 12	63138 11	-	-		
<i>Mycobacterium smegmatis</i> MC2 155							
Cluster 1	Nrps	1	61623	Albachelin_biosynthetic_gene_cluster (60% of genes show similarity)	BGC000071 4_c1		
Cluster 2	T1pks-Nrps	42789 9	50909 8	Glycopeptidolipid_biosynthetic_gene_cluster (96% of genes show similarity)	BGC000121 1_c1		
Cluster 3	T3pks	87368 4	91477 2	Alkylresorcinol_biosynthetic_gene_cluster (100% of genes show similarity)	BGC000036 5_c1	1	CYP185A1
Cluster 4	Bacteriocin	22278 32	22386 86	-	BGC000028 2_c1		
Cluster 5	Terpene	24160 68	24370 15	Isorenieratene_biosynthetic_gene_cluster (57% of genes show similarity)	-		

Cluster 6	Other	25313 74	25739 53	-	BGC000066 4_c1		
Cluster 7	Other	29958 29	30393 35	-	-		
Cluster 8	Nrps	37395 40	38059 88	Glycopeptidolipid_biosynthetic_gene_cluster (13% of genes show similarity)	-		
Cluster 9	Ectoine	39660 07	39763	Ectoine_biosynthetic_gene_cluster (75% of genes show similarity)	BGC000036 5_c1		
Cluster 10	Nrps	45653 68	46255 60	Mycobactin_biosynthetic_gene_cluster (90% of genes show similarity)	BGC000085 3_c1		
Cluster 11	T1pks-Nrps	47992 50	48516 64	Glycopeptidolipid_biosynthetic_gene_cluster (19% of genes show similarity)	BGC000102 1_c1		
Cluster 12	Nrps	50270 70	50809 00	Arginomycin_biosynthetic_gene_cluster (13% of genes show similarity)	BGC000076 9_c1		
Cluster 13	Other	58013 65	58448 86	-	BGC000088 3_c1		
Cluster 14	Bacteriocin	58926 80	59034 77	-	-		
Cluster 15	Other	59825 75	60251 96	-	-		
Cluster 16	Other	61800 52	62239 87	Glycopeptidolipid_biosynthetic_gene_cluster (6% of genes show similarity)	-		
Cluster 17	T1pks	64367 80	64823 05	-	BGC000036 5_c1		
Cluster 18	T1pks	67910 76	68365 50	Sisomicin_biosynthetic_gene_cluster (5% of genes show similarity)	-		
<i>Mycobacterium chubuense</i> NBB4							
Cluster 1	T1pks-Nrps	21344 3	27092 5	Glycopeptidolipid_biosynthetic_gene_cluster (23% of genes show similarity)	BGC000036 5_c1		
Cluster 2	T3pks	84078 5	88187 0	Alkylresorcinol_biosynthetic_gene_cluster (100% of genes show similarity)	BGC000028 2_c1		
Cluster 3	Terpene	11774 80	11984 24	Carotenoid_biosynthetic_gene_cluster (21% of genes show similarity)	BGC000063 6_c1		
Cluster 4	Arylpolyene	20172 91	20584 48	-	-	3	CYP187A; CYP150A; CYP189A
Cluster 5	Other	23444 46	23879 40	-	-		
Cluster 6	Ectoine	23885 30	23989 22	Ectoine_biosynthetic_gene_cluster (75% of genes show similarity)	BGC000085 3_c1		
Cluster 7	T1pks-Nrps	28378 28	29052 89	Avilamycin_A_biosynthetic_gene_cluster (5% of genes show similarity)	BGC000002 6_c1	1	CYP138C
Cluster 8	Other	33868 62	34296 42	U-68204_biosynthetic_gene_cluster (14% of genes show similarity)	BGC000135 4_c1		
Cluster 9	Nrps	36592 38	37304 63	Glycopeptidolipid_biosynthetic_gene_cluster (13% of genes show similarity)	BGC000036 5_c1		
Cluster 10	T1pks	45505 17	45960 45	-	-	1	CYP292A
Cluster 11	Bacteriocin	47172 75	47280 72	Pactamycin_biosynthetic_gene_cluster (3% of genes show similarity)	BGC000011 9_c1		
Cluster 12	Other	49587 28	50026 57	Phosphonoglycans_biosynthetic_gene_cluster (3% of genes show similarity)	BGC000080 6_c1		
Cluster 13	T1pks	52166 14	52620 85	-	-		
<i>Mycobacterium gilvum</i> PYR-GCK							
Cluster 1	T1pks-Nrps	38067 1	43824 7	Glycopeptidolipid_biosynthetic_gene_cluster (26% of genes show similarity)	BGC000036 5_c1		
Cluster 2	Terpene	98316 2	10043 67	-	-		
Cluster 3	T1pks	11949 68	12403 04	-	-		
Cluster 4	Other	14435 56	14875 30	Phosphonoglycans_biosynthetic_gene_cluster (3% of genes show similarity)	BGC000080 6_c1		
Cluster 5	Bacteriocin	16912 17	17020 14	Pactamycin_biosynthetic_gene_cluster (3% of genes show similarity)	BGC000011 9_c1		
Cluster 6	Terpene	19068 11	19277 55	Isorenieratene_biosynthetic_gene_cluster (71% of genes show similarity)	BGC000066 4_c1	1	CYP188A

Cluster 7	T1pks-Nrps	27962 26	28611 42	Mycobactin_biosynthetic_gene_cluster (80% of genes show similarity)	BGC000102 1_c1		
Cluster 8	Other	29958 62	30383 51	-	-		
Cluster 9	T1pks-Nrps	35621 86	36295 59	Avilamycin_A_biosynthetic_gene_cluster (5% of genes show similarity)	BGC000002 6_c1	1	CYP138C2
Cluster 10	T3pks	42259 12	42669 85	Herboxidiene_biosynthetic_gene_cluster (6% of genes show similarity)	BGC000106 5_c1		
Cluster 11	Other	43742 44	44168 26	-	-	3	CYP189A; CYP150A; CYP187A
Cluster 12	Ectoine	51431 27	51535 19	Ectoine_biosynthetic_gene_cluster (75% of genes show similarity)	BGC000085 3_c1		
Cluster 13	Other	52828 88	53237 30	-	-		
Cluster 14	T3pks	54496 95	54907 77	Alkylresorcinol_biosynthetic_gene_cluster (100% of genes show similarity)	BGC000028 2_c1		
<i>Mycobacterium gilvum Spyr1</i>							
Cluster 1	T1pks-Nrps	33920 0	39677 6	Glycopeptidolipid_biosynthetic_gene_cluster (26% of genes show similarity)	BGC000036 5_c1		
Cluster 2	Bacteriocin	10263 45	10371 42	Pactamycin_biosynthetic_gene_cluster (3% of genes show similarity)	BGC000011 9_c1		
Cluster 3	Terpene	12583 78	12793 22	Isorenieratene_biosynthetic_gene_cluster (71% of genes show similarity)	BGC000066 4_c1	1	CYP188A
Cluster 4	T1pks-Nrps	21575 46	22225 88	Mycobactin_biosynthetic_gene_cluster (80% of genes show similarity)	BGC000102 1_c1		
Cluster 5	T1pks-Nrps	27757 97	28432 06	Avilamycin_A_biosynthetic_gene_cluster (5% of genes show similarity)	BGC000002 6_c1	1	CYP138C2
Cluster 6	T3pks	34355 96	34766 69	Herboxidiene_biosynthetic_gene_cluster (6% of genes show similarity)	BGC000106 5_c1		
Cluster 7	Other	35825 53	36251 35	-	-	3	CYP189A; CYP150A; CYP187A
Cluster 8	Ectoine	43959 58	44063 50	Ectoine_biosynthetic_gene_cluster (75% of genes show similarity)	BGC000085 3_c1		
Cluster 9	Other	45400 20	45808 62	-	-		
Cluster 10	T3pks	47060 85	47471 67	Alkylresorcinol_biosynthetic_gene_cluster (100% of genes show similarity)	BGC000028 2_c1		
Cluster 11	Other	49284 70	49724 44	Phosphonoglycans_biosynthetic_gene_cluster (3% of genes show similarity)	BGC000080 6_c1		
Cluster 12	T1pks	51821 79	52275 15	-	-		
Cluster 13	Terpene	54117 16	54329 21	-	-		
<i>Mycobacterium smegmatis JS623</i>							
Cluster 1	T1pks-Nrps	19596 1	25345 7	Glycopeptidolipid_biosynthetic_gene_cluster (26% of genes show similarity)	BGC000036 5_c1		
Cluster 2	Nrps	34698 2	40489 9	Glycopeptidolipid_biosynthetic_gene_cluster (78% of genes show similarity)	BGC000036 4_c1		
Cluster 3	Other	62798 4	67152 0	-	-		
Cluster 4	T3pks	72435 4	76541 5	Alkylresorcinol_biosynthetic_gene_cluster (100% of genes show similarity)	BGC000028 2_c1	1	CYP135B
Cluster 5	T3pks	11462 15	11873 33	-	-		
Cluster 6	Other	22844 86	23269 96	-	-	2	CYP187A; CYP150A
Cluster 7	Other	26403 33	26838 39	-	-		
Cluster 8	Nrps	33919 16	34333 10	Glycopeptidolipid_biosynthetic_gene_cluster (7% of genes show similarity)	BGC000036 2_c1		
Cluster 9	T1pks	41622 20	42063 77	Meilingmycin_biosynthetic_gene_cluster (2% of genes show similarity)	BGC000009 3_c1		
Cluster 10	T3pks	42943 84	43355 20	Griseoviridin_/viridogrisein_biosynthetic_gene_cluster (5% of genes show similarity)	BGC000045 9_c1		

Cluster 11	Terpene	48488 46	48697 96	Isorenieratene_biosynthetic_gene_cluster (71% of genes show similarity)	BGC000066 4_c1		
Cluster 12	T1pks-Nrps	54518 16	55050 10	-	-	1	CYP136N SF2
Cluster 13	Bacteriocin	55982 81	56090 78	-	-		
Cluster 14	T1pks-Nrps	57852 77	58647 58	Chartreusin_biosynthetic_gene_cluster (15% of genes show similarity)	BGC000020 6_c2		
Cluster 15	Other	58922 70	59361 81	Phosphonoglycans_biosynthetic_gene_cluster (3% of genes show similarity)	BGC000080 6_c1		
Cluster 16	T1pks	61302 26	61756 61	-	-		
<i>Mycobacterium rhodesiae</i>							
Cluster 1	T1pks	48296	93830	Galbonolides_biosynthetic_gene_cluster (6% of genes show similarity)	BGC000006 5_c1	2	CYP189A; CYP102N SF1
Cluster 2	T1pks-Nrps	24968 6	32794 6	Glycopeptidolipid_biosynthetic_gene_cluster (33% of genes show similarity)	BGC000036 2_c1	1	CYP1121A 1
Cluster 3	Arylpolyene	48682 2	52801 2	-	-		
Cluster 4	Nrps	10092 35	10523 47	-	-		
Cluster 5	Lantipeptide	15037 84	15329 87	-	-		
Cluster 6	Terpene	17766 58	17978 42	-	-		
Cluster 7	T1pks	19515 92	19971 59	-	-		
Cluster 8	Other	21810 20	22249 34	Phosphonoglycans_biosynthetic_gene_cluster (3% of genes show similarity)	BGC000080 6_c1		
Cluster 9	Nrps	22720 26	23240 07	-	-	1	CYP125A
Cluster 10	Bacteriocin	25353 10	25461 07	-	-		
Cluster 11	Terpene	36389 76	36599 23	Isorenieratene_biosynthetic_gene_cluster (71% of genes show similarity)	BGC000066 4_c1		
Cluster 12	T1pks-Nrps	43006 96	43617 62	Mycobactin_biosynthetic_gene_cluster (60% of genes show similarity)	BGC000102 1_c1		
Cluster 13	Nrps	47196 12	47997 00	Glycopeptidolipid_biosynthetic_gene_cluster (10% of genes show similarity)	BGC000036 5_c1	1	CYP189A
Cluster 14	Arylpolyene	49400 71	49812 34	Glycopeptidolipid_biosynthetic_gene_cluster (5% of genes show similarity)	BGC000036 2_c1	1	CYP124A
Cluster 15	Nrps	50387 27	51130 37	Pentalenolactone_biosynthetic_gene_cluster (23% of genes show similarity)	BGC000067 8_c1		
Cluster 16	Other	55434 96	55869 96	-	-		
Cluster 17	Other	58480 25	58905 20	-	-		
Cluster 18	Arylpolyene	61447 77	61859 37	-	-	1	CYP144A
<i>Mycobacterium neoaurum</i> VKM Ac-18150							
Cluster 1	T1pks	62335	10776 1	-	-		
Cluster 2	Other	15461 2	19806 1	Herboxidiene_biosynthetic_gene_cluster (3% of genes show similarity)	BGC000106 5_c1		
Cluster 3	Terpene	56132 3	58250 7	-	-		
Cluster 4	T1pks-Nrps	63279 8	69194 6	Glycopeptidolipid_biosynthetic_gene_cluster (33% of genes show similarity)	BGC000036 5_c1		
Cluster 5	Other	23197 64	23622 95	-	-		
Cluster 6	Other	27064 43	27501 77	BE-7585A_biosynthetic_gene_cluster (9% of genes show similarity)	BGC000020 3_c1		
Cluster 7	T1pks-Nrps	28196 80	28720 45	Griseobactin_biosynthetic_gene_cluster (11% of genes show similarity)	BGC000036 8_c1		

Cluster 8	Ectoine	30022 51	30126 49	Ectoine_biosynthetic_gene_cluster (100% of genes show similarity)	BGC000085 3_c1		
Cluster 9	T1pks	36783 48	37238 22	Laspartomycin_biosynthetic_gene_cluster (9% of genes show similarity)	BGC000037 9_c1		
Cluster 10	T1pks-Nrps	39129 25	39783 93	Mycobactin_biosynthetic_gene_cluster (80% of genes show similarity)	BGC000102 1_c1		
Cluster 11	Terpene	47421 41	48101 53	Isorenieratene_biosynthetic_gene_cluster (71% of genes show similarity)	BGC000066 4_c1		
Cluster 12	Bacteriocin	49774 71	49882 68	-	-		
Cluster 13	Other	50220 54	50655 36	Rifamycin_biosynthetic_gene_cluster (3% of genes show similarity)	BGC000013 6_c1	1	CYP161N SF1
Cluster 14	T1pks	50947 61	51391 01	-	-		
Cluster 15	Other	52749 56	53188 40	Galbonolides_biosynthetic_gene_cluster (10% of genes show similarity)	BGC000006 5_c1		

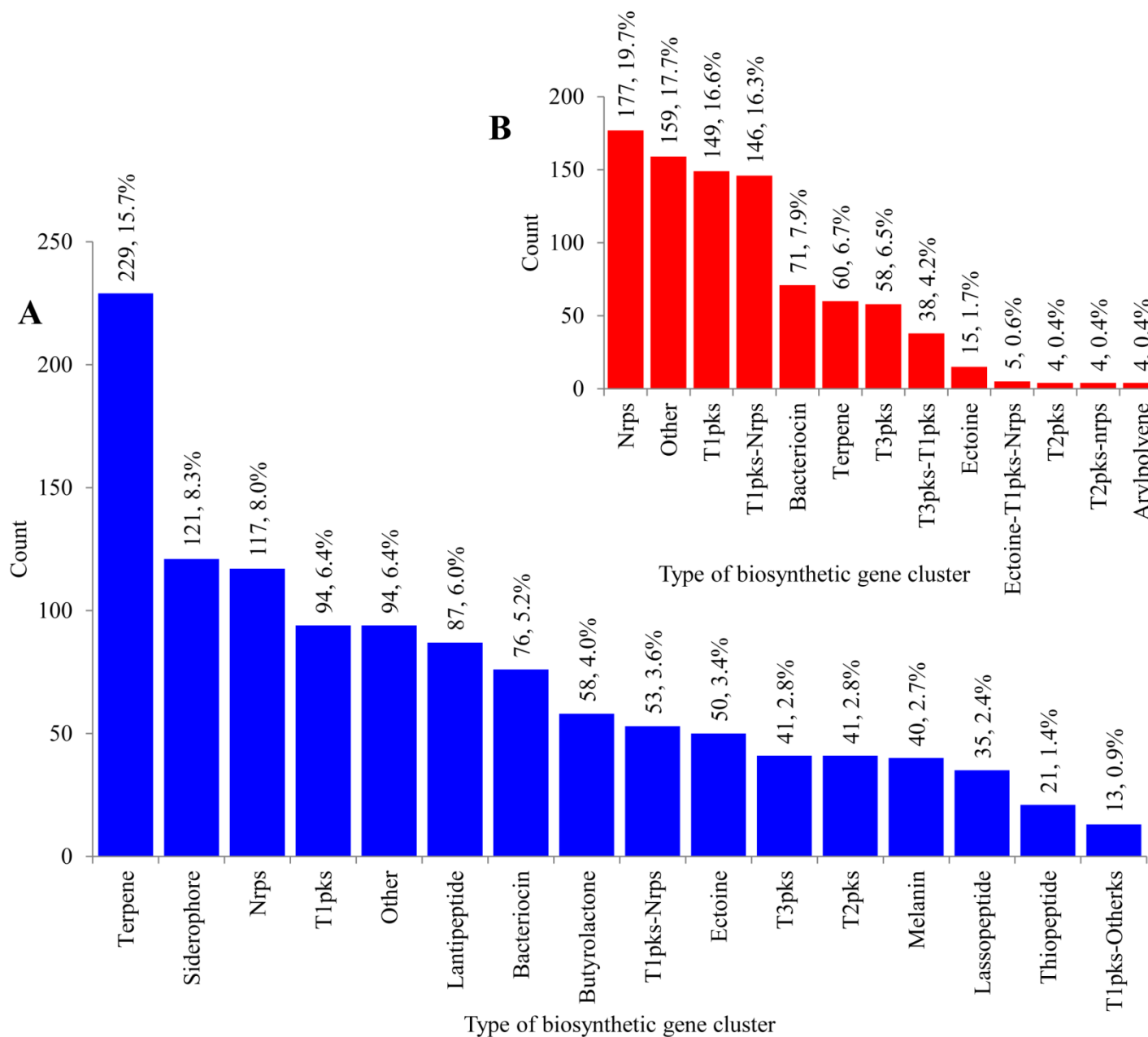


Figure 4. 3 Comparative analysis of types of BGCs between *Streptomyces* species (A) and mycobacterial species (B). The numbers next to bars represent the number of secondary metabolite BGCs and their percentage in the total number of BGCs found in 48 *Streptomyces* species (A) or 60 mycobacterial species (B). Comparative analysis of types of secondary metabolite BGCs in *Streptomyces* species and mycobacterial species was presented in Table 4.1. Furthermore,

comprehensive comparative analysis of different types of secondary metabolite BGCs between *Streptomyces* and *Mycobacterium* is presented in Table 4.2.

As mentioned earlier, quite a big difference was observed with respect to the types of secondary metabolite BGCs between *Streptomyces* and mycobacterial species (Figure 4.3 and Table 4.2). Among 159 types of secondary metabolite BGCs found in *Streptomyces* species, only 13 types of BGCs contributed 80% to the total percentage of BGCs (Figure 4.3A), suggesting that the secondary metabolites produced by these BGCs were highly important in *Streptomyces* species' physiology. The secondary metabolite BGC terpene was dominant, followed by siderophore, Nrps and T1pks in *Streptomyces* species (Figure 4.3A and Table 4.2). Among 18 types of secondary metabolite BGCs identified in mycobacterial species, Nrps was the dominant secondary metabolite BGC, followed by Other, T1pks and T1pks-Nrps (Figure 4.3B and Table 4.2). Despite the presence of 15 common types of secondary metabolite BGCs between the genera *Streptomyces* and *Mycobacterium*, large differences were observed in terms of the number of BGCs (Figure 4.4), indicating that the selective enrichment of particular secondary metabolite BGCs in both genera is possibly due to the different lifestyle, as discussed in the subsequent section.

Table 4. 2 Comparative analysis of secondary metabolite BGCs between the genera *Streptomyces* and *Mycobacterium*.

Secondary metabolite BGC	Number of clusters	
	<i>Streptomyces</i>	<i>Mycobacterium</i>
Nrps	117	177
Other	94	159
T1pks	94	149
T1pks-Nrps	53	146
Bacteriocin	76	71
Terpene	229	60
T3pks	41	58
T3pks-T1pks	0	38
Ectoine	50	15
Ectoine-T1pks-Nrps	0	5
T2pks	41	4
T2pks-nrps	2	4
Arylpolyene	3	4
Lantipeptide	87	3
Amglyccycl	7	2
T1pks-Ectoine-Nrps	0	1
otherKs	8	1
linaridin	3	1
Siderophore	121	Not identified
Butyrolactone	58	Not identified
Melanin	40	Not identified
Lasso peptide	35	Not identified
Thiopeptide	21	Not identified
T1pks-Otherks	13	Not identified
Indole	9	Not identified
Bacteriocin-Lantipeptide	8	Not identified
Transatpks-T1pks-Nrps	8	Not identified
Bacteriocin-Nrps	8	Not identified
T3pks-Nrps	7	Not identified
Terpene-Nrps	7	Not identified
Lantipeptide-Nrps	5	Not identified
Melanin-Nrps	5	Not identified
T2pks-Terpene	5	Not identified
Ladderane	5	Not identified

Terpene-T1pks	5	Not identified
Transatpks-Nrps	5	Not identified
Nrps-T1pks-Otherks	4	Not identified
Lantipeptide-T1pks-Nrps	4	Not identified
T1pks-Butyrolactone-Nrps	4	Not identified
T2pks-Otherks	4	Not identified
Lantipeptide-Terpene	4	Not identified
T2pks-Butyrolactone	4	Not identified
Melanin-Terpene	4	Not identified
T3pks-Terpene-Nrps	3	Not identified
T2pks-T1pks-Otherks	3	Not identified
Ladderane-Arylpolyene-Nrps	3	Not identified
Arylpolyene-Ladderane	3	Not identified
Bacteriocin-T1pks-Nrps	3	Not identified
T1pks-Siderophore	3	Not identified
Blactam	3	Not identified
Otherks-Nrps	3	Not identified
Lantipeptide-Terpene-Nrps	3	Not identified
T3pks-T1pks-Nrps	3	Not identified
Nucleoside	3	Not identified
T1pks-Butyrolactone-otherks	2	Not identified
Butyrolactone-Otherks	2	Not identified
T1pks-Linaridin	2	Not identified
Hserlactone	2	Not identified
T1pks-Lassoepptide	2	Not identified
T3pks-Terpene	2	Not identified
Nrps-Otherks	2	Not identified
Blactam-T1pks-Nrps	2	Not identified
Phenazine-Nrps	2	Not identified
T2pks-Ladderane-Nrps	2	Not identified
T2pks-T1pks	2	Not identified
Bacteriocin-Terpene	2	Not identified
Lassoepptide-Nrps	2	Not identified
Lantipeptide-Lassoepptide	2	Not identified
T2pks-Oligosaccharide-Nucleoside-Nrps	2	Not identified
Butyrolactone-T1pks-Nrps	2	Not identified
Terpene-T3pks-T1pks-Nrps	2	Not identified
T2pks-Oligosaccharide-Nrps-Otherks	2	Not identified
Terpene-T1pks-Nrps	2	Not identified
Bacteriocin-T1pks	2	Not identified
Phosphoglycolipid	2	Not identified

Thiopeptide-Bacteriocin	2	Not identified
T1pks-Butyrolactone	1	Not identified
T1pks-Terpene	1	Not identified
Transatpks-T1pks-Otherks-Nrps	1	Not identified
Bacteriocin-Bottomycin	1	Not identified
Butyrolactone-T1pks-Otherks	1	Not identified
Indole-T1pks	1	Not identified
T2pks-Butyrolactone-Nrps	1	Not identified
Bacteriocin-Lantipeptide-T1pks-Otherks-Nrps	1	Not identified
Ectoine-Terpene	1	Not identified
Transatpks-Otherks-Nrps	1	Not identified
Bacteriocin-Lantipeptide-T1pks	1	Not identified
Nrps-Furan-T1pks-Otherks	1	Not identified
Siderophore-Nrps	1	Not identified
T2pks-Oligosaccharide-Otherks	1	Not identified
Transatpks-Terpene-Nrps	1	Not identified
Ladderane-Nrps	1	Not identified
Butyrolactone-Terpene	1	Not identified
Bacteriocin-Oligosaccharide	1	Not identified
Terpene-T3pks-Cyanobactin-Nrps	1	Not identified
Phosphonate	1	Not identified
Arylpolyene-Nrps	1	Not identified
Melanin-Arylpolyene-Ladderane	1	Not identified
T1pks-Phenazine	1	Not identified
Terpene-Ectoine	1	Not identified
Bacteriocin-Otherks	1	Not identified
Nrps-Transatpks-T1pks-Otherks	1	Not identified
Thiopeptide-T2pks-Otherks-Nrps	1	Not identified
Nrps-Ladderane	1	Not identified
Lantipeptide-Lassoepptide-Nrps	1	Not identified
T1pks-Arylpolyene-Ladderane	1	Not identified
Bacteriocin-Nrps-Lantipeptide-T1pks-Otherks	1	Not identified
Nrps-Arylpolyene-Ladderane	1	Not identified
T3pks-Otherks-Butyrolactone-Nrps	1	Not identified
Otherks-Butyrolactone-Nrps	1	Not identified
Butyrolactone-T1pks	1	Not identified
T2pks-Lantipeptide-Terpene	1	Not identified
T1pks-Arylpolyene	1	Not identified
Bacteriocin-Butyrolactone	1	Not identified
Thiopeptide-T1pks	1	Not identified
T3pks-Fused-Nrps	1	Not identified

Transatpks	1	Not identified
Cyanobactin-T1pks-Nrps	1	Not identified
T2pks-Oligosaccharide	1	Not identified
Lantipeptide-T1pks	1	Not identified
Lantipeptide-Linaridin	1	Not identified
Linaridin-T1pks-Lasso peptide-Nrps	1	Not identified
Terpene-Otherks	1	Not identified
T2pks-T3pks	1	Not identified
T1pks-Transatpks-Terpene	1	Not identified
Fused	1	Not identified
T3pks-Terpene-Otherks	1	Not identified
Phenazine	1	Not identified
T1pks-Terpene-Nrps	1	Not identified
Oligosaccharide-T1pks-Nrps	1	Not identified
Oligosaccharide-Ectoïne-T2pks-Nrps-T1pks-Otherks	1	Not identified
Thiopeptide-Nrps	1	Not identified
Thiopeptide-T2pks	1	Not identified
Ectoïne-Nrps	1	Not identified
T2pks-Ectoïne-Otherks	1	Not identified
Thiopeptide-T1pks-Nrps	1	Not identified
Ectoïne-Butyrolactone	1	Not identified
Transatpks-T1pks-Otherks-Nrps	1	Not identified
Bacteriocin-Lasso peptide-Nrps	1	Not identified
T2pks-T3pks-Otherks	1	Not identified
Ectoïne-T1pks-Otherks	1	Not identified
Butyrolactone-Amglyccycl-T1pks-Nrps	1	Not identified
Nrps-T2pks-Otherks-T1pks-Phenazine	1	Not identified
Nrps-Transatpks-Terpene-Otherks	1	Not identified
Butyrolactone-Amglyccycl	1	Not identified
T3pks-Butyrolactone	1	Not identified
Nucleoside-Lasso peptide-Nrps	1	Not identified
Phosphonate-Nrps	1	Not identified
Thiopeptide-Terpene	1	Not identified
Bacteriocin-Terpene-Nrps	1	Not identified
Indole-Terpene-Nrps	1	Not identified
Blactam-Nrps	1	Not identified
Phosphonate-Bacteriocin	1	Not identified
Siderophore-T1pks-Nrps	1	Not identified
Phosphonate-Terpene	1	Not identified
Lantipeptide-T1pks-Otherks	1	Not identified
Phosphonate-T3pks-Nrps-Ladderane	1	Not identified

Indole-T3pks	1	Not identified
Amglyccycl-Butyrolactone	1	Not identified
Bacteriocin-T2pks	1	Not identified
Terpene-Butyrolactone	1	Not identified
Nrps-Siderophore	1	Not identified

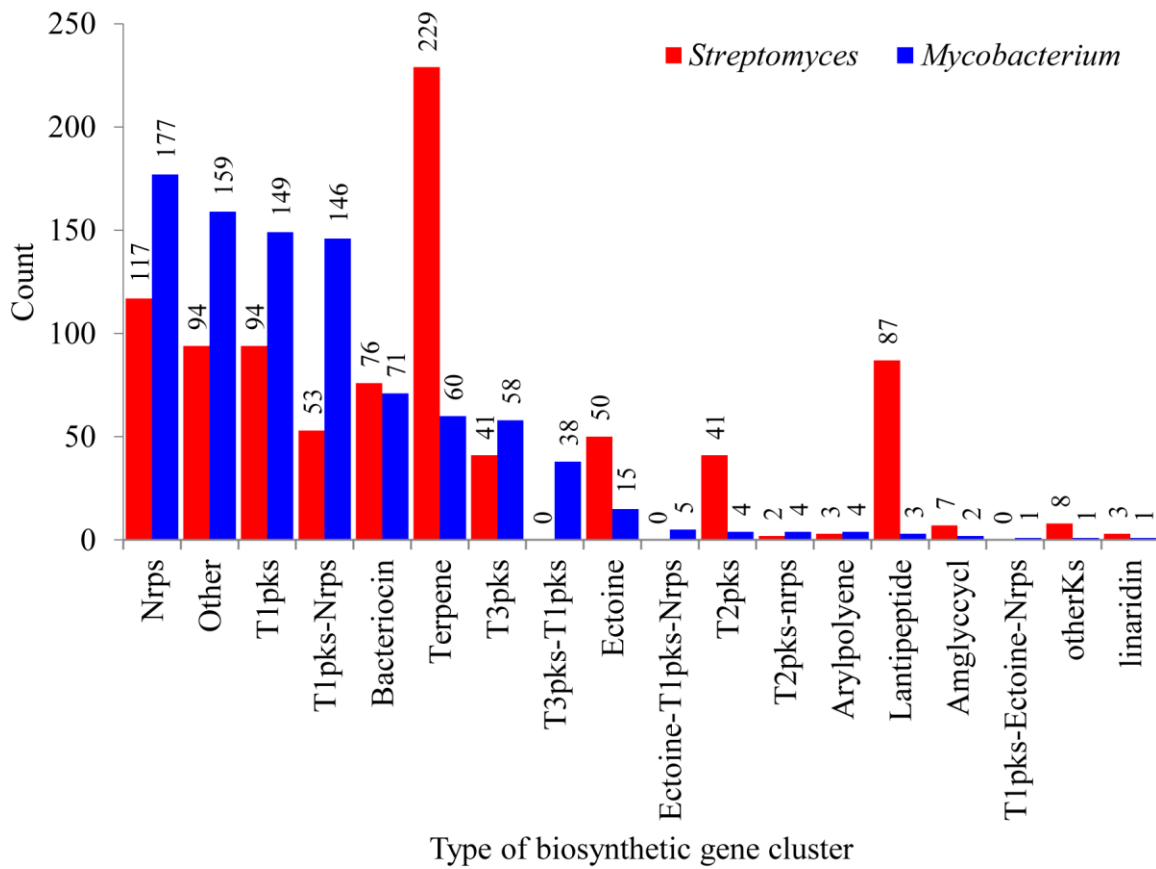


Figure 4. 4 Comparative analysis of secondary metabolite BGCs commonly found in both *Streptomyces* and mycobacterial species. The number on top of each bar represents the number of types of BGCs present in 48 *Streptomyces* and 60 mycobacterial species.

4.2. *Streptomyces* species have a large and diverse number of P450s in secondary metabolite BGCs

Comparative analysis of P450s that are part of secondary metabolite BGCs revealed the presence of a large number of diverse P450s as part of these secondary metabolite BGCs in *Streptomyces*, compared to *Mycobacterium* (Figures 4.1 and 4.5; Tables 4.3 and 4.4). Not all secondary metabolite BGCs found in *Streptomyces* and *Mycobacterium* have P450s. Among 1 461 in *Streptomyces* species, only 554 secondary metabolite BGCs were found to have P450s, whereas in mycobacterial species, among 898 only 204 secondary metabolite BGCs have P450s (Figure 4.1). Moreover, not all types of secondary metabolite BGCs have P450s: 64% and 50% of types of secondary metabolite BGCs of respectively *Streptomyces* and *Mycobacterium* were found to have P450s (Figures 4.1 and 4.5; Tables 4.3 and 4.4). Furthermore, a large difference was observed in the number of different P450 families that are part of secondary metabolite BGCs between the genera *Streptomyces* and *Mycobacterium*; the former genus has 88 P450 families and the latter only 31 P450 families, strongly indicating the possibility that diverse P450s are involved in the generation of diverse secondary metabolites in *Streptomyces* compared to *Mycobacterium*. Overall, 554 and 204 P450s were found to be part of secondary metabolite BGCs in *Streptomyces* and mycobacterial species (Figures 4.1 and 4.5; Tables 4.3 and 4.4).

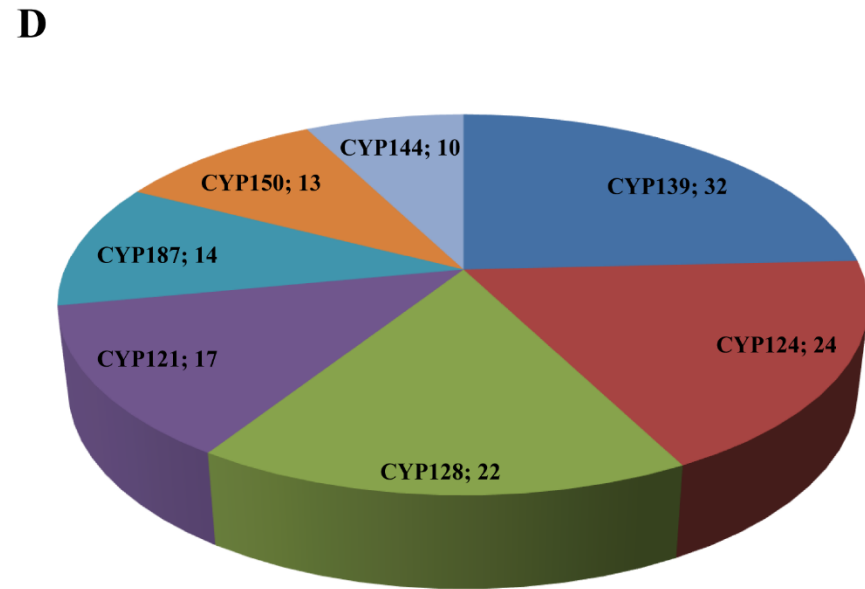
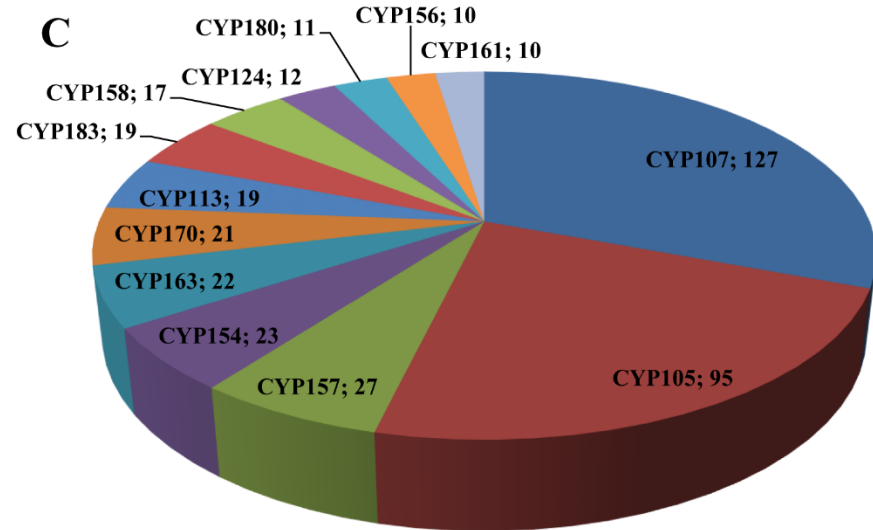
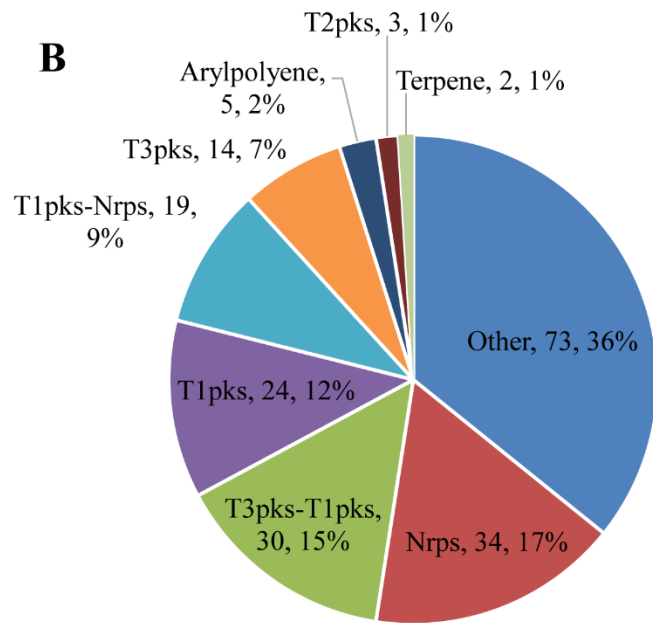
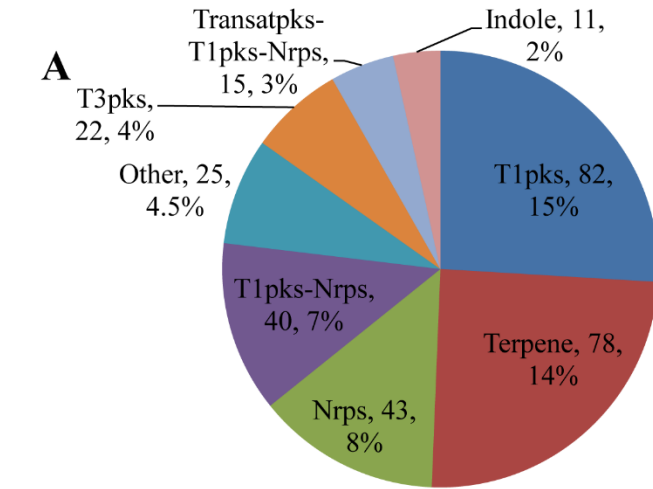


Figure 4. 5 Comparative analysis of P450s associated with secondary metabolism. Comparative analysis of BGCs containing P450s in 48 *Streptomyces* species (A) and 60 mycobacterial species (B). Numbers next to BGCs indicate the number of BGCs and their percentage in the total number of BGCs containing P450s (for details see Tables 4.3 and 4.4). Comparative analysis of P450 families that are part of secondary metabolite BGCs in *Streptomyces* species (C) and mycobacterial species (D). The P450 families that are dominantly present in different BGCs are presented in the figure. The number after the P450 name indicates the number of member P450s. Detailed information on P450s that are part of BGCs is presented in Table 4.5.

Table 4. 3 Comparative analysis of secondary metabolite biosynthetic gene clusters and P450s that are part of these clusters in *Streptomyces* species.

Species code	Cluster name	Number of P450s	P450 name
sco	T3pks	1	CYP158A2
	Terpene	1	CYP170A1
	T3pks-Terpene-Nrps	1	CYP105N1
sma	T1pks	2	CYP105D6; CYP105P1
	Nrps	1	CYP147B1
	Nrps-T1pks-Otherks	2	CYP178A1; CYP178A3P
	T1pks	1	CYP171A1
	Terpene	1	CYP180A1
	T2pks-T1pks-Otherks	2	CYP107Y1; CYP181A1
	T1pks	2	CYP107W1; CYP105B23
	Terpene	1	CYP183A1
	Terpene	1	CYP170A2
	Butyrolactone-Otherks	2	CYP107V1; CYP107U2
	T3pks	1	CYP158A3
	T1pks	1	CYP105R1
sgr	T1pks-Nrps	1	CYP105D1
	Melanin	1	CYP124G2
	T1pks-Nrps	3	CYP162C1; CYP208A1; CYP154M2

	T1pks-Nrps	1	CYP107BX5
	Nrps	1	CYP107BY1
	Ladderane-Arylpolyene-Nrps	2	CYP163B5; CYP107BZ1
	T3pks	1	CYP107F4
	Transatpks-T1pks-Otherks-Nrps	1	CYP107CA2
sgb	T3pks	1	CYP107F4
	Arylpolyene-Ladderane	1	CYP1373A2
	Bacteriocin-T1pks-Nrps	1	CYP107BX10
	Melanin	1	CYP124G14
	T1pks-Nrps	1	CYP105D30
scb	Terpene	1	CYP154A4
	Lantipeptide-Nrps	4	CYP246A1; CYP1048A1; CYP156D1; CYP154L1
	T1pks-Nrps	1	CYP107AM1
	Bacteriocin-Bottomycin	1	CYP283A1
	Butyrolactone-T1pks-Otherks	1	CYP107AL1
	Terpene	1	CYP157C5
	Indole-T1pks	1	CYP156B2
	T1pks	1	CYP107AK1
ssx	Melanin	1	CYP124G3
	Nrps	1	CYP105N1
	T2pks-T1pks-Otherks	2	CYP181A1; CYP107Y1
	T1pks	2	CYP105AZ1; CYP105AZ2
	T1pks-Nrps	1	CYP107BX4
	T2pks-Butyrolactone-Nrps	1	CYP105A4
svl	Terpene	2	CYP107BW1; CYP1013A2
	Nrps	2	CYP162A3; CYP107CK1
	T1pks	1	CYP124B3
	T1pks	2	CYP107BW1; CYP105AX1
	Otherks	2	CYP183F2; CYP105AV1
	Bacteriocin-Lantipeptide-T1pks-Otherks-Nrps	4	CYP105AQ2; CYP155A5; CYP107E9; CYP105AN3
	T1pks	1	CYP107AD1
	Lantipeptide-T1pks-Nrps	1	CYP105AY1
	T1pks	1	CYP105U1
	Terpene	2	CYP156C9; CYP125A20
	Indole	2	CYP107U9; CYP156B6
	Ladderane-Arylpolyene-Nrps	3	CYP163B4; CYP107CF1; CYP107CE1

	Terpene	1	CYP147F5
sct	T1pks	2	CYP107AS; CYP107CR1
	Lantipeptide	1	CYP107AE6
	T1pks-Nrps	1	CYP184A4
	Transatpks-T1pks-Nrps	2	CYP107CS1; CYP107W2
	T3pks-Terpene	1	CYP158A13
	Lantipeptide	1	CYP105AA10
	T1pks-Butyrolactone-Nrps	2	CYP107CT1; CYP105B25
scy	T1pks	3	CYP107AS; CYP1274A1; CYP107CR1
	Lantipeptide	1	CYP107AE6
	T1pks-Nrps	1	CYP184A4
	Transatpks-T1pks-Nrps	2	CYP107CS1; CYP107W2
	T3pks-Terpene	1	CYP158A13
	Lantipeptide	1	CYP105AA10
	T1pks-Butyrolactone-Nrps	2	CYP107CT1; CYP105B25
sfa	Blactam-T1pks-Nrps	2	CYP247A3; CYP107BX5
	T1pks	2	CYP105AZ2; CYP105AZ1
	T1pks-Nrps	3	CYP1029A2; CYP1423A2; CYP285A2
	Terpene	1	CYP157K1
	Melanin	1	CYP124G4
	Nrps	2	CYP1035A4; CYP156B9
sbh	Bacteriocin-T1pks-Nrps	2	CYP183C1; CYP183D1
	Terpene	1	CYP183E1
	Bacteriocin-Lantipeptide-T1pks	1	CYP1039A1
	Transatpks-T1pks-Nrps	3	CYP105H6; CYP107BK1; CYP171A2
	Nrps	2	CYP107BM3; CYP157B13
	T1pks-Nrps	1	CYP113G1
	Other	1	CYP154P1
	T1pks-Nrps	1	CYP1037A1
	Otherks	1	CYP268A4
	T1pks	1	CYP124B2
	Otherks-Nrps	1	CYP163C1
	Transatpks-Terpene-Nrps	2	CYP161C1; CYP183A2
shy	T1pks	1	CYP105B22
	Terpene	1	CYP107X1
	Nrps	1	CYP163B6
	Nrps	1	CYP285B1

	T1pks	2	CYP105AZ2; CYP105AZ1
	T3pks	1	CYP158A14
	Terpene	1	CYP170A10
	Terpene	1	CYP180A6
	Bacteriocin-Nrps	1	CYP113K3
sho	T1pks	1	CYP105B22
	Terpene	1	CYP107X1
	Nrps	1	CYP163B6
	Nrps	1	CYP285B1
	T1pks	2	CYP105AZ2; CYP105AZ1
	T3pks	1	CYP158A14
	Terpene	1	CYP170A10
	Terpene	1	CYP180A6
	Bacteriocin-Nrps	1	CYP113K3
sve	Lantipeptide-Terpene	1	CYP157C14
	Indole	1	CYP245A3
	Other	1	CYP121A2
	T3pks	1	CYP158A5
	Other	2	CYP105AC2; CYP180A5
	Ladderane-Nrps	4	CYP1056A1; CYP107CL1; CYP162A4; CYP163B5
sdv	T1pks-Nrps	1	CYP105BA1
	Other	1	CYP1005B2
	Bacteriocin-Lantipeptide	1	CYP179B1
	Terpene	1	CYP183K1
	Lantipeptide-T1pks-Nrps	1	CYP179A3
	Butyrolactone-Terpene	1	CYP180A6
	Bacteriocin-Oligosaccharide	2	CYP107CN1; CYP107CP1
	Terpene-Nrps	1	CYP170A9
	T1pks-Nrps	3	CYP113J1; CYP113J2; CYP162A5
	Otherks-Nrps	2	CYP125A22; CYP163C2
	T3pks	1	CYP158A7
	Terpene-T3pks-Cyanobactin-Nrps	2	CYP1041A2; CYP1058A1
salb	T1pks-Nrps	1	CYP107BX2
	Otherks	1	CYP1420A1
	Nrps	1	CYP146A3
	Terpene	1	CYP170B5
	Lantipeptide	1	CYP154A1
	T3pks	1	CYP107F4

	Lantipeptide-T1pks-Nrps	1	CYP105H3
sals	Nrps	1	CYP105BK3
	T1pks-Butyrolactone-Nrps	1	CYP107EJ1
	T1pks-Otherks	2	CYP113Y1; CYP105DB1
	T1pks	1	CYP107DU1
	Terpene	1	CYP170B5
	Arylpolyene-Nrps	1	CYP107T3
	Arylpolyene	1	CYP107KW1
	T2pks-Otherks	1	CYP1193A1
	T1pks-Nrps	1	CYP1194A1
strp	Nrps	2	CYP156B9; CYP1035A4
	Melanin	1	CYP124G4
	Terpene	1	CYP157K1
	T1pks-Nrps	3	CYP285A2, CYP1423A2, CYP1029A2
	T1pks	2	CYP105AZ1; CYP105AZ2
	Bacteriocin-Otherks	1	CYP1057A1
	Blactam-T1pks-Nrps	2	CYP107BX5; CYP247A3
sfi	T3pks	1	CYP107F4
	T1pks-Nrps	1	CYP107BX3
	Melanin	1	CYP124G2
sci	Transatpks-T1pks-Nrps	2	CYP107CQ1; CYP105AJ2
	Bacteriocin	2	CYP1059A1; CYP105B21
	T3pks	1	CYP158A2
	Terpene	1	CYP170A10
	T1pks	2	CYP105BC1; CYP105AH2
	Terpene	1	CYP180A6
	Terpene	1	CYP183A4
	Bacteriocin-Nrps	1	CYP113K3
	Transatpks-T1pks-Nrps	2	CYP105AJ2; CYP107CQ1
src	T1pks	1	CYP105AX1
	T1pks	1	CYP124B3
	T1pks-Nrps	3	CYP161D1; CYP105AT1; CYP107L12
	Terpene	1	CYP1013A2
	T1pks-Nrps	1	CYP105AU1
	Terpene	1	CYP147F5
	Nrps-Arylpolyene-Ladderane	3	CYP107CE1; CYP107CF1; CYP163B4
	Indole	2	CYP156B6; CYP107U9
	Terpene	2	CYP125A20; CYP156C8

	T1pks	3	CYP194B3; CYP194B4; CYP107BS2
	T1pks-Nrps	3	CYP105AW1; CYP122A4; CYP107G2
	Otherks	1	CYP183F1
	T1pks-Arylpolyene-Ladderane	1	CYP107B3
	T1pks-Nrps	1	CYP105AY1
	T1pks	1	CYP107AD1
	Bacteriocin-Nrps-Lantipeptide-T1pks-Otherks	3	CYP105AN3; CYP107E9; CYP155A5
	Terpene	1	CYP105AV1
	T1pks	1	CYP107CD1
salu	Butyrolactone	1	CYP107L43
	Other	1	CYP1190A1
	Other	1	CYP1192A1
	T1pks-Nrps	1	CYP1191A1
	Nrps	1	CYP107EB1
	Transatpks-T1pks-Nrps	2	CYP163B9; CYP105AA13
	T1pks	2	CYP105H9; CYP161A7
	Transatpks-Nrps	3	CYP107B6; CYP1189A1; CYP1189A2
	T3pks-Otherks-Butyrolactone-Nrps	2	CYP107F9; CYP163C3
	T2pks-Oligosaccharide-Nucleoside-Nrps	2	CYP113D6; CYP157C28
	Butyrolactone	1	CYP107AE9
	Lantipeptide	1	CYP251G1
	Terpene-T1pks	2	CYP161A6; CYP105H1
sall	Nrps	3	CYP107EL1; CYP163B8; CYP107EA2
	Butyrolactone	1	CYP107L43
	Other	1	CYP1190A1
	Other	3	CYP147F21; CYP1060A2; CYP1192A1
	T1pks	1	CYP1191A1
	Transatpks-T1pks-Nrps	2	CYP163B9; CYP105AA13
	T1pks	1	CYP105H9
	Transatpks-Nrps	2	CYP1189A1; CYP1189A2
	T3pks	1	CYP107F9
	Otherks-Butyrolactone-Nrps	1	CYP163C3
	T2pks-Oligosaccharide-Nucleoside-Nrps	2	CYP113D6; CYP157C28
	Butyrolactone	1	CYP107AE9

	Lantipeptide	1	CYP251G1
	T1pks	2	CYP161A6; CYP105H1
	Nrps	3	CYP107EA2; CYP163B8; CYP107EL1
slv	T3pks-Terpene-Nrps	1	CYP105N1
	Terpene	1	CYP170A1
	T3pks	1	CYP158A2
sgu	Other	1	CYP178B1
	Nrps	1	CYP163B10
	Terpene	1	CYP170A22
	Terpene	1	CYP180A9
	T2pks	1	CYP107AH4
	Terpene	1	CYP157K3
	Nrps	1	CYP113K5
svt	Other	1	CYP121A2
	T2pks-Nrps	3	CYP1029A3; CYP1423A1; CYP285A5
	Lantipeptide	1	CYP107LD1
	T2pks-Lantipeptide-Terpene	2	CYP154C11; CYP157A19
stre	Butyrolactone-T1pks-Nrps	1	CYP105BA3
	T1pks-Arylpolyene	3	CYP107EM1; CYP1198A1; CYP105BV1
	Terpene	1	CYP157C31
	T1pks	2	CYP105H1; CYP161A6
	Butyrolactone	1	CYP107AE10
	T3pks	1	CYP107F9
	T1pks	3	CYP105DE1; CYP105BS1; CYP1197A1
	Thiopeptide-T1pks	1	CYP184A8
	Nrps	1	CYP1196A1
	Transatpks-Nrps	2	CYP107CA2; CYP154D14
	Lantipeptide	1	CYP107L42
	Lantipeptide-Nrps	2	CYP163B; CYP1278B1
	Terpene-T1pks	1	CYP105H8
	T1pks-Butyrolactone-Nrps	1	CYP105BA3
scw	T1pks	2	CYP107L35; CYP105BT1
	Terpene	1	CYP170A17
	T1pks	1	CYP107W3
	Siderophore	1	CYP105AC8
	Terpene	2	CYP161C4; CYP183A4

	Terpene	1	CYP157K4
	T3pks-Fused-Nrps	1	CYP105AC17
sld	T2pks	1	CYP105BW1
	Transatpks	2	CYP147K2; CYP1038A7
	Terpene	1	CYP147F28P
	Butyrolactone	1	CYP107AE8
	Other	1	CYP1469A2
	Terpene	1	CYP157C29
	T3pks-Nrps	2	CYP107F8; CYP105D25
	Terpene	1	CYP157C42
	T2pks-Oligosaccharide	1	CYP113D5
	Lassoptide-Nrps	2	CYP1278B2; CYP163B11
	Other	1	CYP121A3
	T1pks	2	CYP161A5; CYP105H3
	T1pks	1	CYP186D1
sxi	Terpene	1	CYP157C32
	T1pks-Nrps	2	CYP1029A4; CYP285A6
	Lantipeptide-Linaridin	1	CYP1223B1
	Linaridin-T1pks-Lassoptide-Nrps	1	CYP107LF1
	Terpene	1	CYP183W1
	T3pks-Terpene-Nrps	1	CYP107F11
strm	Terpene-Nrps	1	CYP154Q2
	Lantipeptide-Terpene	2	CYP157C26; CYP134A3
	Other	1	CYP105DF1
	Thiopeptide	2	CYP2238A1; CYP1048A3
	Terpene-Otherks	2	CYP154D15; CYP157C27
	T1pks	2	CYP105L3; CYP1995C1
	Terpene	1	CYP251F1
strc	T1pks-Transatpks-Terpene	1	CYP105AC15
	Nrps	2	CYP107LC1; CYP105BK2
	T2pks	1	CYP1064A5
	Fused	1	CYP1341E2
	T3pks	2	CYP157A20; CYP154C13
	T3pks-Terpene-Otherks	1	CYP123D1
	T1pks-Nrps	1	CYP105BA2
	T3pks-Nrps	2	CYP165E2; CYP165B8
	Terpene	1	CYP157C32
samb	T2pks-Butyrolactone	1	CYP154K2
	Indole	1	CYP156B15

	Terpene	1	CYP170A1
	Oligosaccharide-T1pks-Nrps	2	CYP107EP1; CYP113B4
	Terpene	1	CYP157K5
	T1pks	2	CYP107EF1, CYP107EP1
	T2pks-Butyrolactone	1	CYP154K2
spri	Oligosaccharide-Ectoine-T2pks-Nrps-T1pks-Otherks	3	CYP154A22; CYP107EH1; CYP113C2
	Melanin	1	CYP124G6
	T2pks-Oligosaccharide-Nrps-Otherks	3	CYP154B6; CYP113C2, CYP107EH1
	T1pks-Ectoine-Otherks	1	CYP154A22
scz	Melanin	1	CYP124G2
	Bacteriocin-T1pks-Nrps	1	CYP107BX7
	Nrps	1	CYP154A18
	T3pks	1	CYP107F4
	Arylpolyene	1	CYP105D20
scx	Indole	1	CYP145C3
	Terpene	1	CYP180A29
	Terpene	1	CYP170A19
	Terpene	2	CYP157C39; CYP183B5
srw	T1pks	1	CYP166A3
	Bacteriocin-Nrps	1	CYP113K6
	Other	1	CYP162B2
	Other	2	CYP121A5; CYP154U7
	T2pks-T3pks-Otherks	1	CYP158A14
	Nrps	2	CYP107LB1; CYP105BK2
	Butyrolactone-Amglyccycl-T1pks-Nrps	1	CYP1037A2
	Terpene	1	CYP170A23
	Nrps	1	CYP2045A1
	Terpene	1	CYP180A28
strf	Nrps-T2pks-Otherks-T1pks-Phenazine	1	CYP105DD1
	Terpene	1	CYP170A16
	T2pks-Otherks	1	CYP105DD1
sle	T3pks-T1pks-Nrps	3	CYP107L35; CYP105BT1; CYP154B4
	Terpene	1	CYP157K4
	Lassoptide	1	CYP102B20
	Nrps	1	CYP113K3
	Nrps-Transatpks-Terpene-Otherks	2	CYP107EG1; CYP105BR1

	Terpene-T1pks	3	CYP107Q3; CYP105D28; CYP166A2
	T1pks	3	CYP154Z1; CYP1416A1; CYP2266A2
	Terpene	2	CYP183A4; CYP161C4
	T1pks-Siderophore	2	CYP107L33; CYP105AC8
	T3pks	1	CYP107F10
	Terpene	1	CYP170A17
	T1pks	1	CYP1418A1
	T1pks	1	CYP1031A3
	Other	1	CYP107AM11
srn	Terpene	3	CYP251A3; CYP157C21; CYP158A20
	Indole	2	CYP245A6; CYP244A3
	Nrps	2	CYP159A23; CYP157B32
	Thiopeptide	2	CYP183H3; CYP183G3
	Terpene	1	CYP251F2
	Lantipeptide-Nrps	1	CYP1207A10
	T3pks-Butyrolactone	1	CYP158A19
	Nrps	2	CYP107E12; CYP285D1
spav	Indole	2	CYP156B15; CYP183J3
	Terpene	1	CYP170A1
	Terpene	2	CYP157K6; CYP105D33
slc	T1pks	1	CYP147F26
	Terpene-T1pks-Nrps	2	CYP107FH2; CYP107B26
	T1pks-Nrps	1	CYP163G1
	Thiopeptide	1	CYP147F27
	Butyrolactone	1	CYP107AE12
	Melanin-Nrps	1	CYP107FV4
	Other	1	CYP1005B7
	Nucleoside-Lasso peptide-Nrps	1	CYP157C36
	T3pks-Nrps	1	CYP107F15
strt	Phosphonate-Nrps	1	CYP1618A1
	Thiopeptide-Terpene	1	CYP180B6
	Butyrolactone	1	CYP105B73
	Terpene	1	CYP183X4
	T3pks	1	CYP158A25
	Other	1	CYP107P31
	Terpene	1	CYP170A18
	Bacteriocin-T1pks	1	CYP158A24
	Phosphoglycolipid	1	CYP107E32
	Bacteriocin-Terpene-Nrps	2	CYP1722A3; CYP1618A2

scf	Terpene-T1pks-Nrps	3	CYP105BG1; CYP163B7; CYP251E1
	T3pks	1	CYP107F7
	Indole-Terpene-Nrps	2	CYP107NSF1; CYP107BY2
	T1pks-Nrps	1	CYP136E1
	Blactam-Nrps	1	CYP105M1
	Melanin	1	CYP124G5
	T1pks-Butyrolactone-Otherks	1	CYP107AL2
	T1pks	1	CYP154A14
sgs	Thiopeptide-Bacteriocin	1	CYP113V2
	Terpene	1	CYP170A10
	T1pks-Nrps	1	CYP247A3_ortholog
	T1pks	1	CYP105BC2
	Terpene	1	CYP180A26
	Lantipeptide-T1pks-Nrps	2	CYP208A9; CYP107BK3
	Nrps	1	CYP107KX1
	Other	2	CYP121A4; CYP154U6
	Terpene	1	CYP183X2
	Phosphonate-T3pks-Nrps-Ladderane	1	CYP158A21
stsi	Butyrolactone	1	CYP154K3
	Terpene	1	CYP170A15
	Nrps	2	CYP163B15; CYP113Z1
sls	Ladderane	1	CYP105B41
	Nrps	1	CYP163A5
	Nrps	1	CYP1424A1
	T3pks	1	CYP158A15
	Terpene	2	CYP183Y1; CYP157C22
	Terpene	1	CYP170A20
	Nrps-Siderophore	1	CYP107L32
	T2pks	1	CYP105B41
snr	T1pks	5	CYP105BV1; CYP1198A1; CYP107EM1; CYP1060A2; CYP147F29
	Terpene	1	CYP157C31
	T1pks	2	CYP105H1; CYP161A1
	Butyrolactone	1	CYP107AE10
	Other	1	CYP1248A3
	T1pks	1	CYP107EQ1
	T1pks	3	CYP107KZ1; CYP1420A1; CYP107A3

	T3pks	1	CYP107F9
	Thiopeptide-Bacteriocin	1	CYP113D4
	T1pks	1	CYP105AB15
	Transatpks-Nrps	3	CYP107CA2; CYP154D14; CYP105AC16
	Terpene	1	CYP105A7
	Lantipeptide-Nrps	2	CYP163B; CYP1278B1
	Terpene-T1pks	1	CYP105H8

Table 4. 4 Comparative analysis of secondary metabolite biosynthetic gene clusters and P450s that are part of these clusters in mycobacterial species.

Species code	Cluster name	Number of P450s	P450 name
maf	T3pks-T1pks	1	CYP139A1
	Other	3	CYP124A1; CYP128A1; CYP121A1
mto	T3pks-T1pks	1	CYP139A1
	Nrps	1	CYP144A1
	Other	3	CYP124A1; CYP128A1; CYP121A1
mtf	T3pks-T1pks	1	CYP139A1
	Other	3	CYP124A1; CYP128A1; CYP121A1
mra	T3pks-T1pks	1	CYP139A1
	T1pks	1	CYP139A1
	Other	2	CYP124A1; CYP128A1
mtu	T3pks-T1pks	1	CYP139A1
	Nrps	1	CYP144A1
	Other	2	CYP124A1; CYP128A1
mtul	T3pks-T1pks	1	CYP139A1
mtb	Other	3	CYP121A1; CYP128A1; CYP124A1
	Nrps	1	CYP144A1
	T3pks-T1pks	1	CYP139A1
mtz	Other	3	CYP121A1; CYP128A1; CYP124A1
	Nrps	1	CYP144A1
	T3pks-T1pks	1	CYP139A1
mtk	Other	3	CYP121A1; CYP128A1; CYP124A1
	Nrps	1	CYP144A1
	T3pks-T1pks	1	CYP139A1
mtg	Other	2	CYP124A1; CYP102B25
mtc	T3pks-T1pks	1	CYP139A1
	Other	3	CYP124A1; CYP128A1; CYP121A1
mte	T3pks-T1pks	1	CYP139A1
	T1pks	3	CYP124A1; CYP128A1; CYP121A1
	Other	3	CYP124A1; CYP128A1; CYP121A1
mtub	T3pks-T1pks	1	CYP139A1
mtj	T3pks-T1pks	1	CYP139A1
	Nrps	1	CYP144A1
	Other	3	CYP124A1; CYP128A1; CYP121A1

mtuc	T3pks	1	CYP139A1
	Other	2	CYP124A1; CYP128A1
mtx	T3pks-T1pks	1	CYP139A1
	Nrps	1	CYP144A1
mtuh	T3pks	1	CYP139A1
mtn	T3pks-T1pks	1	CYP139A1
mtd	T3pks-T1pks	1	CYP139A1
	Other	2	CYP124A1; CYP128A1
mce	T3pks-T1pks	1	CYP139A1
	Other	3	CYP124A1; CYP128A1; CYP121A1
mcq	T3pks-T1pks	1	CYP139A1
	Other	2	CYP124A1; CYP128A1
mcx	T3pks-T1pks	1	CYP139A1
	Nrps	1	CYP144A1
	Other	3	CYP124A1; CYP128A1; CYP121A1
mbo	T3pks-T1pks	1	CYP139A1
	Other	3	CYP124A1; CYP128A1; CYP121A1
mbb	T3pks-T1pks	1	CYP139A1
	Other	3	CYP124A1; CYP128A1; CYP121A1
mbk	T3pks-T1pks	1	CYP139A1
	Other	3	CYP124A1; CYP128A1; CYP121A1
mbm	T3pks-T1pks	1	CYP139A1
	Other	3	CYP124A1; CYP128A1; CYP121A1
mbt	T3pks-T1pks	1	CYP139A1
	Other	3	CYP124A1; CYP128A1; CYP121A1
mab	T1pks-Nrps	1	CYP1110B1
	T2pks	1	CYP153A
	Nrps	1	CYP1128A
	Nrps	1	CYP135B
mabb	Nrps	1	CYP1128A
	Nrps	1	CYP135B
mabl	Nrps	1	CYP1128A
	Nrps	1	CYP135B
maz	T1pks-Nrps	1	CYP1110B1
	T2pks	1	CYP153A
	Nrps	1	CYP1128A
	Nrps	1	CYP135B
may	T1pks-Nrps	1	CYP1110B1
	T2pks	1	CYP153A

	Nrps	1	CYP1128A
	Nrps	1	CYP135B
mys	Nrps	1	CYP135B
	Nrps	1	CYP1128A
mav	Nrps	1	CYP187A
	T1pks	1	CYP150A
	T1pks	1	CYP105NSF1
	T3pks-T1pks	1	CYP139A
mpa	T3pks-T1pks	1	CYP139A
	T1pks	1	CYP105NSF1
	T1pks-Nrps	1	CYP150A
	Nrps	1	CYP1034A
	T3pks	1	CYP187A
mao	T3pks	1	CYP187A
	Nrps	1	CYP1034A
	T1pks-Nrps	1	CYP150A
	T1pks	1	CYP105NSF1
	T3pks-T1pks	1	CYP139A
	T1pks	1	CYP144A
mia	T3pks	1	CYP187A
	T1pks-Nrps	1	CYP150A
	T1pks	2	CYP279A; CYP105U
	Other	1	CYP1122A1
mit	T3pks	2	CYP187A; CYP150A
	T1pks-Nrps	1	CYP150A
	T1pks	2	CYP279A; CYP105U
	Other	1	CYP1128A
mie	T3pks-T1pks	1	CYP187A
	T1pks	1	CYP150A
	T1pks	2	CYP279A; CYP105U
mmm	T3pks	1	CYP187A
	T1pks-Nrps	1	CYP150A
	T1pks	2	CYP279A; CYP105U
mid	T3pks	1	CYP1123A1
	Nrps	1	CYP126NSF1
myv	T1pks-Nrps	1	CYP135B
mli	Nrps	1	CYP143A3
	Nrps	2	CYP140A5; CYP125A6
	Other	1	CYP147G

	T3pks-T1pks	1	CYP139A3
mmae	Nrps	1	CYP185A4
	T3pks-T1pks	1	CYP139A3
	Nrps	1	CYP143A3
	Nrps	2	CYP140A5; CYP125A6
	Other	1	CYP147G1
	T3pks	2	CYP187A; CYP187A
	Other	1	CYP164A3
mmal	T3pks	1	CYP187A
	T1pks-Nrps	1	CYP150A
	T1pks	3	CYP279A; CYP279A; CYP105U
	Other	2	CYP105Q; CYP189A
mmv	Nrps	1	CYP1128A
mva	T1pks-Nrps	1	CYP138C1
msb	T3pks	1	CYP185A1
mcb	Arylpolyene	3	CYP187A; CYP150A; CYP189A
	T1pks-Nrps	1	CYP138C
	T1pks	1	CYP292A
mgi	Terpene	1	CYP188A
	T1pks-Nrps	1	CYP138C2
	T1pks-Nrps	3	CYP189A; CYP150A; CYP187A
msh	Terpene	1	CYP188A
	T1pks-Nrps	1	CYP138C2
	Other	3	CYP189A; CYP150A; CYP187A
msa	T3pks	1	CYP135B
	Other	2	CYP187A; CYP150A
	T1pks-Nrps	1	CYP136NSF2
mrh	T1pks	2	CYP189A; CYP102NSF1
	T1pks-Nrps	1	CYP1121A1
	Nrps	1	CYP125A
	Nrps	1	CYP189A
	Arylpolyene	1	CYP124A
	Arylpolyene	1	CYP144A
mne	Other	1	CYP161NSF1

An interesting pattern was observed when comparing the number of P450s that are part of different types of secondary metabolite BGCs, revealing that dominant secondary metabolite BGCs are not necessarily dominant in terms of having P450s (Figure 4.5). In *Streptomyces* species, the secondary metabolite BGC, T1pks, the fourth dominant BGC (Figure 4.3A), has the highest number of P450s (82 P450s) (Figure 4.5A). Terpene, despite the dominant BGC in *Streptomyces* (Figure 4.3A), has the second highest number of P450s (Figure 4.5A). The same pattern was observed in mycobacterial species (Figure 4.5B) where ‘others’, the second dominant BGC (Figure 4.3B), have the highest number of P450s compared to Nrps, the dominant BGC (Figure 4.3B), which has the second highest number of P450s (Figure 4.5B).

Among 88 P450 families that are part of different secondary metabolite BGCs, some P450 families are highly dominant in *Streptomyces* species (Figure 4.5C and Table 4.3), indicating their key role in the synthesis of different secondary metabolites. These P450 families (Figure 4.5C) were found to be the same that are highly populated in *Streptomyces* species, with some exceptions. This strongly indicates that these P450 families provide an advantage to *Streptomyces* species by generating diverse secondary metabolites, thus letting these species thrive in nature. Despite P450s families such as CYP102, CYP159, CYP125, CYP1035, CYP1038 and CYP155 being highly populated in *Streptomyces* species, their percentage contribution as part of secondary metabolite BGCs is quite negligible (Table 4.5), indicating further selectivity in terms of which P450s should be part of secondary metabolite BGCs. Mycobacterial species’ secondary metabolite BGC P450 profiles (Figure 4.5D) are contrasted with *Streptomyces* species, where the dominant P450 families are not necessarily dominant as part of secondary metabolite BGCs. Ten P450 families, namely CYP51, CYP123, CYP125, CYP130, CYP135, CYP136, CYP138, CYP140, CYP144 and CYP1128, are conserved and highly populated across 60 mycobacterial species (Parvez *et al.*,

2016). However, none of these P450 families is dominant as part of different secondary metabolite BGCs (Figure 4.5D and Table 4.5). In fact, P450 families such as CYP123, CYP130 and CYP1128 are not found to be part of any secondary metabolite BGCs and P450 families such as CYP136, CYP125, CYP138 and CYP140 are rarely present as part of different secondary metabolite BGCs (Table 4.4). Their percentage contribution as part of secondary metabolite BGCs is thus very low (Figure 4.5D and Table 4.5). The CYP139 P450 family was found to be the dominant family as part of secondary metabolite BGCs (Figure 4.5D). Although eight P450 families, namely CYP124, CYP121, CYP105, CYP125, CYP102, CYP147, CYP136 and CYP161, which are part of secondary metabolite BGCs, were commonly found between the genera *Streptomyces* and *Mycobacterium*, the number of P450s in these families was found to be different (Table 4.5).

Table 4. 5 Comparative analysis of P450s that are part of secondary metabolite biosynthetic gene clusters between the genera *Streptomyces* and *Mycobacterium*. The P450 families commonly found in both genera are highlighted in bold font.

<i>Streptomyces</i>		<i>Mycobacterium</i>	
P450 family	No. of P450s	P450 family	No. of P450s
CYP107	127	CYP139	32
CYP105	95	CYP124	24
CYP157	27	CYP128	22
CYP154	23	CYP121	17
CYP163	22	CYP187	14
CYP170	21	CYP150	13
CYP113	19	CYP144	10
CYP183	19	CYP105	9
CYP158	17	CYP1128	8
CYP124	12	CYP135	8
CYP180	11	CYP189	6
CYP156	10	CYP279	6
CYP161	10	CYP138	4
CYP147	9	CYP1110	3
CYP285	7	CYP125	3
CYP251	6	CYP153	3
CYP121	5	CYP102	2
CYP162	5	CYP1034	2
CYP1029	4	CYP140	2
CYP1189	4	CYP143	2
CYP125	3	CYP147	2
CYP1278	3	CYP185	2
CYP1423	3	CYP188	2
CYP178	3	CYP1121	1
CYP184	3	CYP1122	1
CYP247	3	CYP126	1
CYP1005	2	CYP136	1
CYP1013	2	CYP161	1
CYP1035	2	CYP164	1
CYP1037	2	CYP292	1
CYP1048	2	CYP1123	1
CYP1060	2		
CYP1190	2		
CYP1191	2		
CYP1192	2		
CYP1198	2		

CYP1420	2		
CYP155	2		
CYP1618	2		
CYP165	2		
CYP166	2		
CYP171	2		
CYP179	2		
CYP181	2		
CYP194	2		
CYP208	2		
CYP245	2		
CYP102	1		
CYP1031	1		
CYP1038	1		
CYP1039	1		
CYP1041	1		
CYP1056	1		
CYP1057	1		
CYP1058	1		
CYP1059	1		
CYP1064	1		
CYP1193	1		
CYP1194	1		
CYP1196	1		
CYP1197	1		
CYP1207	1		
CYP1223	1		
CYP122	1		
CYP123	1		
CYP1248	1		
CYP1274	1		
CYP1341	1		
CYP134	1		
CYP136	1		
CYP1373	1		
CYP1416	1		
CYP1418	1		
CYP1424	1		
CYP145	1		
CYP1469	1		
CYP146	1		
CYP159	1		
CYP1722	1		
CYP186	1		
CYP1995	1		

CYP2045	1		
CYP2238	1		
CYP2266	1		
CYP244	1		
CYP246	1		
CYP268	1		
CYP283	1		

4.3. Functional relevance of secondary metabolite biosynthetic gene clusters and associated P450s in *Streptomyces* and *Mycobacterium*

Among the P450 families involved in secondary metabolite production, 88 P450 families are uniquely present in *Streptomyces* species compared to mycobacterial species (Figure 4.1 and Table 4.5). P450 families, namely CYP105, CYP107, CYP161, and CYP183, which are highly populated in *Streptomyces* species compared to mycobacterial species, were found to be involved in secondary metabolite production (Figure 4.5C). This strongly suggests that these P450 families have been populated in *Streptomyces* species owing to their importance and necessity in secondary metabolite production. Therefore, the diversity among these P450 families, judged by the large number of P450 subfamilies, presumably serves to increase the resultant chemical diversity further across different *Streptomyces* species. It is well established that P450s are one of the key enzymes contributing to the diversity of secondary metabolites in organisms (Greule *et al.*, 2018). In contrast to the P450 families highly populated in *Streptomyces* species, P450 families that are highly populated in mycobacterial species such as CYP125, CYP124, CYP108, CYP140 and CYP268 are involved in steroid (cholesterol) and hydrocarbon (lipids, alkenes, long chain acetate and ketone) hydroxylation (Hasemann *et al.*, 1994, Mve-Obiang *et al.*, 2005, Johnston *et al.*, 2009, McLean *et al.*, 2009, Ouellet *et al.*, 2010, Child *et al.*, 2018), suggesting that these P450 families

possibly help mycobacterial species to assimilate the host compounds. It is noteworthy that results from this study revealed that some of these P450 families are rarely (CYP125 and CYP140) or not at all (CYP268) part of secondary metabolite BGCs in mycobacterial species (Table 4.5).

References

- CHILD, S. A., NAUMANN, E. F., BRUNING, J. B. & BELL, S. G. 2018. Structural and functional characterisation of the cytochrome P450 enzyme CYP268A2 from *Mycobacterium marinum*. *Biochem J*, 475, 705-722.
- GREULE, A., STOK, J. E., DE VOSS, J. J. & CRYLE, M. J. 2018. Unrivalled diversity: the many roles and reactions of bacterial cytochromes P450 in secondary metabolism. *Nat Prod Rep*, 35, 757-791.
- HASEMANN, C. A., RAVICHANDRAN, K. G., PETERSON, J. A. & DEISENHOFER, J. 1994. Crystal structure and refinement of cytochrome P450terp at 2.3 Å resolution. *J Mol Biol*, 236, 1169-85.
- HWANG, K.-S., KIM, H. U., CHARUSANTI, P., PALSSON, B. Ø. & LEE, S. Y. 2014. Systems biology and biotechnology of *Streptomyces* species for the production of secondary metabolites. *Biotechnology Advances*, 32, 255-268.
- JOHNSTON, J. B., KELLS, P. M., PODUST, L. M. & ORTIZ DE MONTELLANO, P. R. 2009. Biochemical and structural characterization of CYP124: a methyl-branched lipid omega-hydroxylase from *Mycobacterium tuberculosis*. *Proc Natl Acad Sci U S A*, 106, 20687-92.
- MCLEAN, K. J., LAFITE, P., LEVY, C., CHEESMAN, M. R., MAST, N., PIKULEVA, I. A., LEYS, D. & MUNRO, A. W. 2009. The structure of *Mycobacterium tuberculosis* CYP125: molecular basis for cholesterol binding in a P450 needed for host infection. *J Biol Chem*, 284, 35524-33.
- MVE-OBIANG, A., LEE, R. E., UMSTOT, E. S., TROTT, K. A., GRAMMER, T. C., PARKER, J. M., RANGER, B. S., GRAINGER, R., MAHROUS, E. A. & SMALL, P. L. 2005. A newly discovered mycobacterial pathogen isolated from laboratory colonies of *Xenopus*

species with lethal infections produces a novel form of mycolactone, the *Mycobacterium ulcerans* macrolide toxin. *Infect Immun*, 73, 3307-12.

OUELLET, H., JOHNSTON, J. B. & ORTIZ DE MONTELLANO, P. R. 2010. The *Mycobacterium tuberculosis* cytochrome P450 system. *Arch Biochem Biophys*, 493, 82-95.

PARVEZ, M., QHANYA, L. B., MTHAKATHI, N. T., KGOSIEMANG, I. K., BAMAL, H. D., PAGADALA, N. S., XIE, T., YANG, H., CHEN, H., THERON, C. W., MONYAKI, R., RASELEMANE, S. C., SALEWE, V., MONGALE, B. L., MATOWANE, R. G., ABDALLA, S. M., BOOI, W. I., VAN WYK, M., OLIVIER, D., BOUCHER, C. E., NELSON, D. R., TUSZYNSKI, J. A., BLACKBURN, J. M., YU, J. H., MASHELE, S. S., CHEN, W. & SYED, K. 2016. Molecular evolutionary dynamics of cytochrome P450 monooxygenases across kingdoms: special focus on *Mycobacterial* P450s. *Sci Rep*, 6, 33099.

WEBER, T., BLIN, K., DUDELA, S., KRUG, D., KIM, H. U., BRUCCOLERI, R., LEE, S. Y., FISCHBACH, M. A., MULLER, R., WOHLLEBEN, W., BREITLING, R., TAKANO, E. & MEDEMA, M. H. 2015. antiSMASH 3.0-a comprehensive resource for the genome mining of biosynthetic gene clusters. *Nucleic Acids Res*, 43, W237-43.

CHAPTER 5: CONCLUSION AND FUTURE PERSPECTIVES

Streptomyces species are generally saprophytes living in soil or decaying vegetation, where the rule of survival of the fittest applies. Some studies reported symbiosis in *Streptomyces*, including parasitism. In response to this type of ecological niche, *Streptomyces* adapted to produce different secondary metabolites, which are harmful to other bacteria and thus *Streptomyces* species, can survive and utilise the readily available carbon sources in their environment. In contrast to *Streptomyces* species, mycobacterial species are well-known pathogens of humans and other animals, despite some saprophytes being present in this genus. The pathogenic nature of mycobacterial species forced them to adapt to lifestyles such as living in a host where evading the host's immune system and utilising host carbon sources for survival are the prime tasks. It is clear that different lifestyles influenced the P450 profiles in *Streptomyces* and *Mycobacterium*, hence the differences observed between the two genera in terms of number and type of secondary metabolite BGCs and P450s that are associated with secondary metabolite BGCs. The presence of quite a large number of polyketide synthase BGCs (identified in this study) that are involved in the production of unique lipids and glycolipid conjugates further strengthens the argument that *Mycobacterium* P450s are involved in lipid metabolism. The saprophytic and symbiotic lifestyle of *Streptomyces* resulted in the highest diversity of secondary metabolite BGCs and P450s, thus helping these organisms to generate chemically diverse secondary metabolites to adapt to different ecological niches. For this reason, *Streptomyces* species have been found to have large and diverse secondary metabolite BGCs and P450s compared to mycobacterial species. Future work involves culturing of *Streptomyces* species and mycobacterial species that are identified to produce the highest number of different types of secondary metabolites and assessing the properties of secondary metabolites produced by these species.